

UNITED STATES BANKRUPTCY COURT

DISTRICT OF New Jersey

In Re. Multi-Color Corporation

Case No. 26-10910

Debtor(s)

§
§
§
§

Lead Case No. 26-10910

Jointly Administered

Monthly Operating Report

Chapter 11

Reporting Period Ended: 02/28/2026

Petition Date: 01/29/2026

Months Pending: 1

Industry Classification: 3 2 3 1

Reporting Method: Accrual Basis

Cash Basis

Debtor's Full-Time Employees (current):

780

Debtor's Full-Time Employees (as of date of order for relief):

747

Supporting Documentation (check all that are attached):

(For jointly administered debtors, any required schedules must be provided on a non-consolidated basis for each debtor)

- Statement of cash receipts and disbursements
Balance sheet containing the summary and detail of the assets, liabilities and equity (net worth) or deficit
Statement of operations (profit or loss statement)
Accounts receivable aging
Postpetition liabilities aging
Statement of capital assets
Schedule of payments to professionals
Schedule of payments to insiders
All bank statements and bank reconciliations for the reporting period
Description of the assets sold or transferred and the terms of the sale or transfer

/s/ Felice Yudkin

Signature of Responsible Party

03/31/2026

Date

Felice Yudkin

Printed Name of Responsible Party

Court Plaza North, 25 Main Street, Hackensack, NJ

07601

Address

STATEMENT: This Periodic Report is associated with an open bankruptcy case; therefore 1320.4(a)(2) applies.



261091026033100000000004

Debtor's Name Multi-Color Corporation

Case No. 26-10910

Part 1: Cash Receipts and Disbursements	Current Month	Cumulative
a. Cash balance beginning of month	\$57,215,192	
b. Total receipts (net of transfers between accounts)	\$222,351,124	\$222,351,124
c. Total disbursements (net of transfers between accounts)	\$72,910,636	\$72,910,636
d. Cash balance end of month (a+b-c)	\$206,655,680	
e. Disbursements made by third party for the benefit of the estate	\$0	\$0
f. Total disbursements for quarterly fee calculation (c+e)	\$72,910,636	\$72,910,636

Part 2: Asset and Liability Status (Not generally applicable to Individual Debtors. See Instructions.)	Current Month
a. Accounts receivable (total net of allowance)	\$0
b. Accounts receivable over 90 days outstanding (net of allowance)	\$0
c. Inventory (Book <input checked="" type="radio"/> Market <input type="radio"/> Other <input type="radio"/> (attach explanation))	\$0
d. Total current assets	\$215,912,178
e. Total assets	\$8,062,056,060
f. Postpetition payables (excluding taxes)	\$324,091,561
g. Postpetition payables past due (excluding taxes)	\$0
h. Postpetition taxes payable	\$100,703,335
i. Postpetition taxes past due	\$0
j. Total postpetition debt (f+h)	\$424,794,896
k. Prepetition secured debt	\$1,132,549,060
l. Prepetition priority debt	\$0
m. Prepetition unsecured debt	\$7,834,829,384
n. Total liabilities (debt) (j+k+l+m)	\$9,392,173,340
o. Ending equity/net worth (e-n)	\$-1,330,117,280

Part 3: Assets Sold or Transferred	Current Month	Cumulative
a. Total cash sales price for assets sold/transferred outside the ordinary course of business	\$0	\$0
b. Total payments to third parties incident to assets being sold/transferred outside the ordinary course of business	\$0	\$0
c. Net cash proceeds from assets sold/transferred outside the ordinary course of business (a-b)	\$0	\$0

Part 4: Income Statement (Statement of Operations) (Not generally applicable to Individual Debtors. See Instructions.)	Current Month	Cumulative
a. Gross income/sales (net of returns and allowances)	\$-613,173	
b. Cost of goods sold (inclusive of depreciation, if applicable)	\$3,951,111	
c. Gross profit (a-b)	\$-4,564,284	
d. Selling expenses	\$251,175	
e. General and administrative expenses	\$10,505,138	
f. Other expenses	\$-655,715	
g. Depreciation and/or amortization (not included in 4b)	\$226,817	
h. Interest	\$275,841	
i. Taxes (local, state, and federal)	\$141,167	
j. Reorganization items	\$32,028,533	
k. Profit (loss)	\$-47,337,240	\$-47,337,240

Debtor's Name Multi-Color Corporation

Case No. 26-10910

Part 5: Professional Fees and Expenses

			Approved Current Month	Approved Cumulative	Paid Current Month	Paid Cumulative	
a.	Debtor's professional fees & expenses (bankruptcy) <i>Aggregate Total</i>						
	<i>Itemized Breakdown by Firm</i>						
		Firm Name	Role				
	i						
	ii						
	iii						
	iv						
	v						
	vi						
	vii						
	viii						
	ix						
	x						
	xi						
	xii						
	xiii						
	xiv						
	xv						
	xvi						
	xvii						
	xviii						
	xix						
	xx						
	xxi						
	xxii						
	xxiii						
	xxiv						
	xxv						
	xxvi						
	xxvii						
xxviii							
xxix							
xxx							
xxxi							
xxxii							
xxxiii							
xxxiv							
xxxv							
xxxvi							

Debtor's Name Multi-Color Corporation

Case No. 26-10910

xxxvii						
xxxvii						
xxxix						
xl						
xli						
xlII						
xlIII						
xlIV						
xlV						
xlVI						
xlVII						
xlVIII						
xlIX						
l						
li						
lii						
liii						
liV						
liV						
liVI						
liVII						
liVIII						
liX						
liX						
liXI						
liXII						
liXIII						
liXIV						
liXV						
liXVI						
liXVII						
liXVIII						
liXIX						
liXX						
liXXI						
liXXII						
liXXIII						
liXXIV						
liXXV						
liXXVI						
liXXVII						
liXXVIII						

Debtor's Name Multi-Color Corporation

Case No. 26-10910

xv						
xvi						
xvii						
xviii						
xix						
xx						
xxi						
xxii						
xxiii						
xxiv						
xxv						
xxvi						
xxvii						
xxviii						
xxix						
xxx						
xxxi						
xxxii						
xxxiii						
xxxiv						
xxxv						
xxxvi						
xxxvii						
xxxviii						
xxxix						
xl						
xli						
xlii						
xliii						
xliv						
xlv						
xlvi						
xlvii						
xlviii						
xliv						
l						
li						
lii						
liii						
liv						
lv						
lvi						

Debtor's Name Multi-Color Corporation

Case No. 26-10910

lvii						
lviii						
lix						
lx						
lxi						
lxii						
lxiii						
lxiv						
lxv						
lxvi						
lxvii						
lxviii						
lxix						
lxx						
lxxi						
lxxii						
lxxiii						
lxxiv						
lxxv						
lxxvi						
lxxvii						
lxxviii						
lxxix						
lxxx						
lxxxii						
lxxxiii						
lxxxiv						
lxxxv						
lxxxvi						
lxxxvi						
lxxxix						
xc						
xcii						
xciii						
xciv						
xcv						
xcvi						
xcvii						
xcviii						

Debtor's Name Multi-Color Corporation

Case No. 26-10910

	xcix					
	c					
c.	All professional fees and expenses (debtor & committees)			\$0	\$0	\$0

Part 6: Postpetition Taxes		Current Month	Cumulative
a.	Postpetition income taxes accrued (local, state, and federal)	\$0	\$0
b.	Postpetition income taxes paid (local, state, and federal)	\$0	\$0
c.	Postpetition employer payroll taxes accrued	\$0	\$0
d.	Postpetition employer payroll taxes paid	\$0	\$0
e.	Postpetition property taxes paid	\$0	\$0
f.	Postpetition other taxes accrued (local, state, and federal)	\$0	\$0
g.	Postpetition other taxes paid (local, state, and federal)	\$0	\$0

Part 7: Questionnaire - During this reporting period:

- a. Were any payments made on prepetition debt? (if yes, see Instructions) Yes No
- b. Were any payments made outside the ordinary course of business without court approval? (if yes, see Instructions) Yes No
- c. Were any payments made to or on behalf of insiders? Yes No
- d. Are you current on postpetition tax return filings? Yes No
- e. Are you current on postpetition estimated tax payments? Yes No
- f. Were all trust fund taxes remitted on a current basis? Yes No
- g. Was there any postpetition borrowing, other than trade credit? (if yes, see Instructions) Yes No
- h. Were all payments made to or on behalf of professionals approved by the court? Yes No N/A
- i. Do you have:
 - Worker's compensation insurance? Yes No
 - If yes, are your premiums current? Yes No N/A (if no, see Instructions)
 - Casualty/property insurance? Yes No
 - If yes, are your premiums current? Yes No N/A (if no, see Instructions)
 - General liability insurance? Yes No
 - If yes, are your premiums current? Yes No N/A (if no, see Instructions)
- j. Has a plan of reorganization been filed with the court? Yes No
- k. Has a disclosure statement been filed with the court? Yes No
- l. Are you current with quarterly U.S. Trustee fees as set forth under 28 U.S.C. § 1930? Yes No

Debtor's Name Multi-Color Corporation

Case No. 26-10910

Part 8: Individual Chapter 11 Debtors (Only)

- a. Gross income (receipts) from salary and wages \$0
- b. Gross income (receipts) from self-employment \$0
- c. Gross income from all other sources \$0
- d. Total income in the reporting period (a+b+c) \$0
- e. Payroll deductions \$0
- f. Self-employment related expenses \$0
- g. Living expenses \$0
- h. All other expenses \$0
- i. Total expenses in the reporting period (e+f+g+h) \$0
- j. Difference between total income and total expenses (d-i) \$0
- k. List the total amount of all postpetition debts that are past due \$0
- l. Are you required to pay any Domestic Support Obligations as defined by 11 U.S.C § 101(14A)? Yes No
- m. If yes, have you made all Domestic Support Obligation payments? Yes No N/A

Privacy Act Statement

28 U.S.C. § 589b authorizes the collection of this information, and provision of this information is mandatory under 11 U.S.C. §§ 704, 1106, and 1107. The United States Trustee will use this information to calculate statutory fee assessments under 28 U.S.C. § 1930(a)(6). The United States Trustee will also use this information to evaluate a chapter 11 debtor's progress through the bankruptcy system, including the likelihood of a plan of reorganization being confirmed and whether the case is being prosecuted in good faith. This information may be disclosed to a bankruptcy trustee or examiner when the information is needed to perform the trustee's or examiner's duties or to the appropriate federal, state, local, regulatory, tribal, or foreign law enforcement agency when the information indicates a violation or potential violation of law. Other disclosures may be made for routine purposes. For a discussion of the types of routine disclosures that may be made, you may consult the Executive Office for United States Trustee's systems of records notice, UST-001, "Bankruptcy Case Files and Associated Records." See 71 Fed. Reg. 59,818 et seq. (Oct. 11, 2006). A copy of the notice may be obtained at the following link: http://www.justice.gov/ust/ eo/rules_regulations/index.htm. Failure to provide this information could result in the dismissal or conversion of your bankruptcy case or other action by the United States Trustee. 11 U.S.C. § 1112(b)(4)(F).

I declare under penalty of perjury that the foregoing Monthly Operating Report and its supporting documentation are true and correct and that I have been authorized to sign this report on behalf of the estate.

/s/ Garrett Gabel


 Signature of Responsible Party
 Chief Restructuring Officer

 Title


Garrett Gabel

 Printed Name of Responsible Party
 03/31/2026


 Date




PageOnePartOne




PageOnePartTwo



PageTwoPartOne




PageTwoPartTwo




Bankruptcy1to50




Bankruptcy51to100



NonBankruptcy1to50



NonBankruptcy51to100



PageThree



PageFour

UNITED STATES BANKRUPTCY COURT
FOR THE DISTRICT OF NEW JERSEY

In re: Multi-Color Corporation, et al.

Case No. (Jointly Administered): 26-10910
Reporting Period: January 29, 2026 – February 28, 2026

SUPPORTING DOCUMENTATION TO UST FORM 11-MOR

REQUIRED DOCUMENTS	Form No.	Document Attached	Explanation Attached
Schedule of Cash Receipts and Disbursements	MOR-1	x	
Statement of Operations	MOR-2	x	
Balance Sheet	MOR-3	x	
Bank Account Listing	MOR-4	x	
MOR Part 6: Postpetition Taxes	n/a		x

In re: Multi-Color Corporation, et al.

Case No. (Jointly Administered): 26-10910
Reporting Period: January 29, 2026 – February 28, 2026

Notes to the Monthly Operating Report

General:

The report includes activity from the following Debtors and related Case Numbers:

Debtor Name	Case No.
Multi-Color Corporation	26-10910
MCC-Norwood, LLC	26-10909
W/S Packaging Group, LLC	26-10911
MCC Smart Packaging Solutions, LLC	26-10912
MCC Manufacturing, Inc.	26-10913
Collotype International Holdings Pty Ltd	26-10914
Cunamara Investments Pty Limited	26-10915
Exportaciones IM -Promocion, S.A. de C.V.	26-10916
LABL Acquisition Corporation	26-10917
Grafo Regia, S. de R.L. de C.V.	26-10918
Multi-Color Bingen Germany GmbH	26-10919
MCC Labels Australia Holdings Pty Ltd	26-10920
Hally Group Pty Ltd	26-10921
Hally Labels Pty Limited	26-10922
Hexagon Holdings Limited	26-10923
Multi-Color Canada, Inc.	26-10924
LABL Holding Corporation	26-10925
MCC Labels Australia Pty Ltd	26-10926
Kiwi Labels Limited	26-10927
Labels Buyer, LLC	26-10928
Multi-Color Clydebank Scotland Limited	26-10929
MCC Melbourne Pty Ltd	26-10930
Multi-Color Cwmbran UK Limited	26-10931
LABL Intermediate Holding Corporation	26-10932
MCC Nantes France SAS	26-10933
Multi-Color Daventry England Ltd	26-10934
LABL, Inc.	26-10935
Multi-Color Hann. Muenden Germany GmbH	26-10936
MCC Perth Pty Ltd	26-10937
MCC Ablis France SAS	26-10938
Multi-Color Heiligenstadt Germany GmbH	26-10939
MCC Adelaide Pty Ltd	26-10940
MCC Poznan Sp. z o.o.	26-10941
Multi-Color Label Corporation-Mexico, S.A. de C.V.	26-10942
MCC Albany Limited	26-10943

In re: Multi-Color Corporation, et al.

Case No. (Jointly Administered): 26-10910
Reporting Period: January 29, 2026 – February 28, 2026

MCC Verstraete Australia Pty Ltd	26-10944
Multi-Color Labels Castlebar Ireland Limited	26-10945
MCC Auckland Limited	26-10946
MCC Verstraete In Mold Labels USA Inc.	26-10947
MCC Cardiff Ltd.	26-10948
Multi-Color Labels Ireland Limited	26-10949
MCC Verstraete N.V.	26-10950
MCC Christchurch Limited	26-10951
Multi-Color Montreal Canada Corporation	26-10952
Multi-Color (New Zealand) Holdings Pty Limited	26-10953
MCC France EST SAS	26-10954
Multi-Color UK Holdings 2 Limited	26-10955
Multi-Color (New Zealand) Pty Limited	26-10956
MCC France Ouest SAS	26-10957
Multi-Color Warsaw Poland Sp. z o.o.	26-10958
Multi-Color (QLD) Pty Ltd	26-10959
MCC Griffith Pty Ltd	26-10960
Multi-Color Australia Acquisition Pty. Limited	26-10961
Spear Group Holdings Limited	26-10962
MCC Label Sydney Pty Ltd	26-10963
Multi-Color Australia Holdings Pty. Limited	26-10964

Introduction: On January 29, 2026 (the “Petition Date”), Multi-Color Corporation and its affiliated debtors and debtors in possession (collectively the “Debtors”) filed voluntary petitions for relief under chapter 11 of title 11 of the United States Code, 11 U.S.C. §§ 101–1532 (the “Bankruptcy Code”) with the United States Bankruptcy Court for the District of New Jersey (the “Bankruptcy Court”), thereby commencing these cases jointly administered as *In re Multi-Color Corporation, et al.*, No. 26-10910 (“Chapter 11 Cases”). The Debtors are authorized to continue to manage and operate their businesses as debtors in possession under sections 1107 and 1108 of the Bankruptcy Code.

On February 2, 2026, the Bankruptcy Court entered an order [Docket No. 98] authorizing the joint administration of these Chapter 11 Cases pursuant to Rule 1015(b) of the Federal Rules of Bankruptcy Procedure.

Additional information about these Chapter 11 Cases, court filings, and claims information is available at the Debtors’ restructuring website: <https://www.veritaglobal.net/mcc>.

Accounting Principles: This Monthly Operating Report (“MOR”) is unaudited and has been prepared solely for the purpose of complying with the Debtors’ obligations to provide monthly operating reports during these Chapter 11 Cases. This MOR is not prepared in accordance with accounting principles generally accepted in the United States of America (“U.S. GAAP”) and does not include all information and disclosures required by U.S. GAAP. The MOR is not intended to reconcile to any financial statement otherwise prepared or distributed by the Debtors. The Debtors have prepared this MOR using the best information presently available to them at this time, which has been collected, maintained, and prepared in accordance with their historical accounting practices. This MOR is, thus, true and accurate to the best of the Debtors’ knowledge, information and belief based on current available data. The MOR should not be relied upon by any persons for information relating to current or future financial condition, events, or performance of any of the Debtors or their affiliates, as the results of operations contained herein are not necessarily indicative of results which may be expected from any other period or for the full year, and may not necessarily reflect the combined results of operations, financial position, and schedule of receipts and disbursements in the future.

General Methodology: The Debtors prepared this MOR relying primarily upon the information set forth in their books

In re: Multi-Color Corporation, et al.

Case No. (Jointly Administered): 26-10910
Reporting Period: January 29, 2026 – February 28, 2026

and records and may exclude information regarding non-Debtor affiliates. Additionally, the information furnished in this report includes primarily normal recurring adjustments, but does not include all the adjustments necessary to ensure that the quarterly and/or annual consolidated financial statements are in accordance with U.S. GAAP, including income tax accruals or impairments to the carrying value of goodwill and intangibles. Furthermore, the monthly financial information contained herein has not been subjected to the same level of accounting review and testing that the Debtors apply in the preparation of their quarterly and annual consolidated financial information in accordance with U.S. GAAP. Because the Debtors' accounting systems, policies, and practices were developed to produce financial statements at a consolidated level, rather than financial statements by legal entity, it is possible that not all assets, liabilities, income or expenses have been recorded on the correct entity. Accordingly, upon the application of such procedures, the Debtors believe that the financial information may be subject to change, and these changes could be material.

Reporting Period: This is the first MOR filed since the Petition Date and includes cash activity in MOR-1 from January 29, 2026, through February 28, 2026, and a Statement of Operations and Balance Sheet for the month ending February 28, 2026, in MOR-2 and MOR-3, respectively. In future periods, any changes to prior period balances will be reflected in the current month's MOR. Nevertheless, in preparing this MOR, the Debtors made best efforts to supplement the information set forth in their books and records with additional information concerning transactions that may not have been identified therein.

Accuracy: The financial information disclosed herein was not prepared in accordance with federal or state securities laws or other applicable non-bankruptcy law or in lieu of complying with any periodic reporting requirements thereunder. Persons and entities trading in or otherwise purchasing, selling, or transferring the claims against or equity interests in the Debtors should evaluate this financial information in light of the purposes for which it was prepared. The Debtors and their advisors are not liable for and undertake no responsibility to indicate variations from security laws herein or for any evaluations of the Debtors based on this financial information or any other information.

Carrying Value of Assets: Unless otherwise noted, this MOR reflects the carrying values of the assets as recorded on the Debtors' books and records as of the end of the month and is not based upon an estimate of their current market value. The Debtors reserve their right to amend or adjust the value of each asset set forth herein.

Past Performance: The results of operations contained herein are not necessarily indicative of results that may be expected from any other period or for the full year and may not necessarily reflect the consolidated results of operations, financial position and cash flows of the Debtors in the future. Intercompany transactions have not been eliminated in the financial statements. For the reasons discussed above, the Debtors caution readers not to place undue reliance upon information contained in this MOR.

Reservation of Rights: The Debtors hereby reserve all of their rights to dispute the validity, status, enforceability, or executory nature of any claim amount, representation or other statement in this MOR and reserve the right to amend or supplement this MOR, if necessary. Nothing contained in this MOR shall constitute a waiver of any of the Debtors' rights or an admission with respect to their Chapter 11 Cases. In future periods, any changes to prior period balances will be reflected in the current month's MOR.

Income Taxes: The Debtors' income tax expense/(benefit), deferred income tax assets and liabilities, current and noncurrent income tax liabilities, and income tax refunds receivable are only updated on a quarterly or year-end basis.

Insiders: For purposes of this MOR, the Debtors defined "insiders" pursuant to section 101(31) of the Bankruptcy Code as: (a) directors; (b) officers; (c) persons in control of the Debtors; (d) relatives of the Debtors' directors, officers, or persons in control of the Debtors; and (e) Debtor and non-Debtor affiliates of the foregoing. Moreover, the Debtors do not take a position with respect to: (a) any insider's influence over the control of the Debtors; (b) the management responsibilities or functions of any such insider; (c) the decision making or corporate authority of any such insider; or (d) whether the Debtors or any such insider could successfully argue that he or she is not an "insider" under applicable law, with respect to any theories of liability, or for any other purpose.

Funded Reserve Account: Pursuant to the Interim DIP Financing Order (*Interim Order (I) Authorizing the Debtors to (A) Obtain Postpetition Financing, (B) Use Cash Collateral, and (C) Grant Liens and Superpriority Administrative Expense Claims, (II) Granting Adequate Protection to Certain Prepetition Secured Parties, (III) Modifying the Automatic Stay, (IV) Scheduling a Final Hearing, and (V) Granting Related Relief* [Docket 106]) the Debtors are required to establish a bank account that functions as a segregated account held in trust for and exclusively available for the payment of Allowed Professional Fees (as defined in the Interim DIP Financing Order) (the "Funded Reserve Account"). As of the end of February, the professional fee

In re: Multi-Color Corporation, et al.

Case No. (Jointly Administered): 26-10910
Reporting Period: January 29, 2026 – February 28, 2026

escrow balance is \$29.6 million and is restricted pursuant to the Interim DIP Financing Order for payment of court-approved professional fees.

In re: Multi-Color Corporation, et al.

Case No. (Jointly Administered): 26-10910
Reporting Period: January 29, 2026 – February 28, 2026

Notes to Supporting Documentation

Notes to MOR-1

Cash is received and disbursed by the Debtors as described in the *Debtors' Motion for Entry of Interim and Final Orders (I) Authorizing the Debtors to (A) Continue Using the Cash Management System, (B) Honor Certain Prepetition Obligations Related Thereto, (C) Maintain Existing Debtor Bank Accounts, Business Forms, and Books and Records, and (D) Continue Intercompany Transactions and (II) Granting Related Relief* [Docket No. 13] and is consistent with the Debtors' historical cash management practices. Debtor Multi-Color Corporation remits payments on behalf of other Debtor entities for certain expenses. The Debtors have made reasonable efforts to appropriate these expenses to their respective Debtors for purposes of MOR-1 and UST Form 11-MOR Part 1.

Cash activity related to debtor-to-debtor intercompany transfers (for example, the cash pool system pursuant to the *Debtors' Motion for Entry of Interim and Final Orders (I) Authorizing the Debtors to (A) Continue Using the Cash Management System, (B) Honor Certain Prepetition Obligations Related Thereto, (C) Maintain Existing Debtor Bank Accounts, Business Forms, and Books and Records, and (D) Continue Intercompany Transactions and (II) Granting Related Relief* [Docket No. 13] among the Debtors) are excluded from cash receipts and disbursements.

Figures include cash as reported in the Debtors' bank statements. These figures are summarized on a weekly basis by each international subsidiary of the Debtors. Reconciliation differences also exist between bank statement balances and balance sheet cash balances due to ordinary course timing differences between payment execution in the Debtors' financial system and disbursement of funds from Debtor bank accounts, as well as outstanding checks and deposits in transit. The Debtors' standard practice is to ensure that bank reconciliations are completed before closing the books each reporting period.

Notes to MOR-2 and MOR-3:

This MOR has been prepared on a consolidating basis for the Debtors. The financial information contained herein is unaudited, limited in scope, covers a limited time period, and has been prepared solely for the purpose of complying with the monthly reporting requirements for Chapter 11 debtors as required by the Bankruptcy Court and is in a format acceptable to the U.S. Trustee.

As previously noted, this MOR was not prepared in accordance with U.S. GAAP and does not include all the information and disclosures required by U.S. GAAP. Therefore, there can be no assurance that the financial information presented herein is complete, and readers are strongly cautioned not to place undue reliance on the MOR.

Values in the Balance Sheet attached hereto represent rounded numbers. Accordingly, subtotals may not agree to the summation of the rounded numbers presented.

Notes to UST Form 11-MOR, Part 1 Cash Receipts and Disbursements:

Consistent with the guidance received from the U.S. Trustee in connection with the completion of UST Form 11-MOR Part 1, Cash Receipts and Disbursements, reported cash receipts and disbursements should exclude intercompany, debtor-to-debtor transactions. As a result, for those Debtors with net intercompany cash outflows or inflows during the reporting period, the ending cash balances reported on Form 11-MOR Part 1 will not agree with the ending cash balances per the Debtors' bank statements or the Debtors' books and records. For additional information on ending cash balances per the Debtors' books and records, see the attached Summary of Cash Receipts and Disbursements.

In re: Multi-Color Corporation, et al.

Case No. (Jointly Administered): 26-10910
Reporting Period: January 29, 2026 – February 28, 2026

Notes to UST Form 11-MOR, Part 2 Asset and Liability Status & Part 4 Income Statement (Statement of Operations):

The MORs have not been subject to certain quarterly or annual adjustment procedures, including income tax provision procedures. The information presented herein may materially differ if such procedures were applied.

Because the Debtors' existing recording systems were not designed to distinguish between other prepetition and postpetition liabilities, the Debtors have commenced a process to distinguish between postpetition and prepetition liabilities, the results of which are reflected in the MORs. As the Debtors continue to process and additional information becomes available, the allocation of liabilities between prepetition and postpetition periods may change.

The Debtors have completed parts 2 and 4 based on the instructions provided by the U.S. Trustee's office to these forms using the Debtors' financial records. The attached financial statement exhibits have been prepared to conform to the Debtors' internal reporting format. Accordingly, the categories used in parts 2 and 4 of the MOR may differ from the financial statement exhibits.

Notes to UST Form 11-MOR, Part 6 Postpetition Taxes:

Please refer to the attached attestation confirming that all post-petition tax payments to the relevant taxing authorities have been made on time when post-petition amounts become due. Furthermore, tax returns are being submitted in an organized and timely manner consistent with applicable reporting deadlines. This attestation serves as a substitute for Part 6 of UST Form 11-MOR.

Notes to UST Form 11-MOR, Part 7 Questionnaire, item (a):

Following the Petition Date, the Bankruptcy Court entered various orders authorizing the Debtors to, among other things, pay certain prepetition: (i) services, fees, and charges assessed by the Debtors' bank; (ii) customer programs obligations; (iii) employee wages, salaries, and related items (including, but not limited to, employee benefit programs and supplemental workforce obligations); (iv) taxes and assessments; and (v) all trade claims excluding U.S. utilities, landlords and professionals (collectively, the "First Day Orders"). To the extent any payments made during the reporting period on account of prepetition claims pursuant to authority granted to the Debtors by the Bankruptcy Court by the First Day Orders, such payments have been included in this MOR (subject to the notes and limitations provided herein).

Notes to UST Form 11-MOR, Part 7 Questionnaire, item (c):

Payments to insiders encompass payroll and intercompany transfers. All transactions indicated by an affirmative response to this question reflect activities conducted within the ordinary course of business.

In re: Multi-Color Corporation, et al.

Case No. (Jointly Administered): 26-10910
Reporting Period: January 29, 2026 – February 28, 2026

Status of Post-petition Taxes

The aforementioned debtors (the “Debtors”) hereby submit this attestation regarding Status of Post-petition Taxes in lieu of providing copies of post-petition tax payments and tax returns filed during the reporting period.

I attest that each of the Debtors’ taxing authorities have been paid on time when post-petition amounts become due. Also, tax returns are being filed in an orderly and timely fashion in accordance with tax return reporting deadlines.

/S/ Garrett Gabel
Signature of Authorized Individual

3/31/2026
Date

Garrett Gabel
Printed Name of Authorized Individual

Chief Restructuring Officer
Title of Authorized Individual

<i>in thousands (USD)</i>	Multi-Color Corporation	MCC-Norwood, LLC	W/S Packaging Group, LLC	MCC Smart Packaging Solutions, LLC	MCC Manufacturing, Inc.	Collotype International Holdings Pty Ltd	Cunamara Investments Pty Limited	Exportaciones IM -Promocion, S.A. de C.V.
	26-10910	26-10909	26-10911	26-10912	26-10913	26-10914	26-10915	26-10916
Assets								
Current Assets								
Cash And Cash Equivalents	\$ 115,428	\$ 1,219	\$ -	\$ 303	\$ 325	\$ 1	\$ -	\$ 619
Accounts Receivable, Net	-	(0)	12,167	4,653	212,188	-	-	16,962
Inventory - Net	-	-	10,264	5,630	100,794	-	-	6,556
Prepaid Expenses	23,632	-	218	18	10,014	-	-	4,590
Assets Held For Sale	-	-	-	-	43,602	-	-	-
Other Current Assets	76,853	-	-	20	6,236	-	-	301
Current Assets	215,912	1,218	22,648	10,625	373,161	1	-	29,029
Long Term Assets								
Property, Plant and Equipment - Net	7,217	-	20,242	15,655	393,168	-	-	18,079
Operating Lease ROU - Net	1,622	-	7,637	552	60,416	-	-	204
Goodwill & Intangible Assets	-	-	48,733	38,015	682,440	-	-	25,701
Other Long Term Assets	25,016	-	28	-	831	-	-	1,428
Investment in Sub	(40,292)	-	-	-	-	-	-	-
I/C Receivables	7,852,581	0	382,830	-	5,616,457	-	28	9,480
Long Term Assets	7,846,144	0	459,471	54,221	6,753,312	-	28	54,891
Assets	8,062,056	1,219	482,119	64,846	7,126,473	1	28	83,920
Liabilities & Equity								
Current Liabilities								
Current Portion of Long Term Debt	260,365	-	-	143	14,067	-	-	53
Accounts Payable	1,532	(11)	1,837	579	56,174	77	-	2,886
Operating Lease Liabilities - Short Term	332	-	190	208	12,087	-	-	147
Accrued Liabilities	8,115	-	705	167	12,411	20	-	1,249
Other Current Liabilities	(1,676)	-	-	-	543	3,608	-	1,480
Current Liabilities	268,668	(11)	2,733	1,097	95,283	3,705	-	5,816
Long Term Liabilities								
LT Debt - Excluding Current Portion	88,761	-	-	1,676	97,854	-	-	-
Deferred Tax Liability	100,943	-	-	-	89,483	(4,325)	-	18,551
Operating Lease Liability - Long Term	3,842	-	784	347	59,971	-	-	57
Other Long Term Liabilities	1,542	-	-	-	2,049	-	-	-
Post-Petition I/C Payables	62,677	-	6,534	1,229	16,349	2,313	-	0
Long Term Liabilities	257,764	-	7,318	3,252	265,705	(2,012)	-	18,608
Liabilities Subject to Compromise								
Pre-petition AP & Debt	1,098,077	-	5,299	5,166	1,122,532	1,779	-	9,072
Pre-petition IC payables	7,767,665	1	325,517	989	4,619,432	190,621	(2,796)	(11)
Liabilities Subject to Compromise	8,865,742	1	330,816	6,155	5,741,964	192,400	(2,796)	9,060
Liabilities	9,392,173	(10)	340,868	10,504	6,102,952	194,093	(2,796)	33,484
Equity	(1,330,117)	1,229	141,251	54,342	1,023,521	(194,092)	2,824	50,436
Liabilities & Equity	\$ 8,062,056	\$ 1,219	\$ 482,119	\$ 64,846	\$ 7,126,473	\$ 1	\$ 28	\$ 83,920

<i>in thousands (USD)</i>	LABL Acquisition Corporation	Grafo Regia, S. de R.L. de C.V.	Multi-Color Bingen Germany GmbH	MCC Labels Australia Holdings Pty Ltd	Hally Group Pty Ltd	Hally Labels Pty Limited	Hexagon Holdings Limited	Multi-Color Canada, Inc.
	26-10917	26-10918	26-10919	26-10920	26-10921	26-10922	26-10923	26-10924
Assets								
Current Assets								
Cash And Cash Equivalents	\$ -	\$ 4,683	\$ 27	\$ -	\$ -	\$ -	\$ 2,820	\$ 219
Accounts Receivable, Net	-	28,823	985	-	-	7,605	0	13,217
Inventory - Net	-	27,543	1,888	-	-	4,218	-	2,937
Prepaid Expenses	-	1,772	147	-	-	223	15	152
Assets Held For Sale	-	-	-	-	-	-	-	5,248
Other Current Assets	-	12,719	(40)	-	-	-	(41)	1,041
Current Assets	-	75,541	3,007	-	-	12,047	2,794	22,814
Long Term Assets								
Property, Plant and Equipment - Net	-	30,339	2,213	-	-	10,769	-	9,905
Operating Lease ROU - Net	-	1,484	9,867	-	-	895	-	1,670
Goodwill & Intangible Assets	-	59,359	452	-	-	25,547	-	19,572
Other Long Term Assets	-	397	15	-	-	-	598	-
Investment in Sub	455,107	-	-	-	-	-	2	7,907
I/C Receivables	-	17,008	(1,858)	-	-	12,208	(13,526)	15,436
Long Term Assets	455,107	108,588	10,689	-	-	49,419	(12,926)	54,491
Assets	455,107	184,129	13,696	-	-	61,466	(10,132)	77,304
Liabilities & Equity								
Current Liabilities								
Current Portion of Long Term Debt	-	86	85	-	-	32	-	-
Accounts Payable	-	7,163	605	-	-	531	(750)	2,816
Operating Lease Liabilities - Short Term	-	627	724	-	-	431	-	73
Accrued Liabilities	-	1,214	655	-	-	822	-	1,093
Other Current Liabilities	-	2,438	61	-	-	-	(2,913)	(1,546)
Current Liabilities	-	11,528	2,130	-	-	1,817	(3,663)	2,436
Long Term Liabilities								
LT Debt - Excluding Current Portion	-	42	659	-	-	47	-	-
Deferred Tax Liability	-	22,312	3,926	-	-	-	17,810	9,379
Operating Lease Liability - Long Term	-	925	9,186	-	-	502	-	1,667
Other Long Term Liabilities	-	-	-	-	-	-	-	-
Post-Petition I/C Payables	-	-	83	0	90	-	1,106	-
Long Term Liabilities	-	23,279	13,854	0	90	549	18,916	11,046
Liabilities Subject to Compromise								
Pre-petition AP & Debt	-	13,643	1,069	-	-	3,945	44	8,024
Pre-petition IC payables	0	27,002	1,112	1	9,948	5,422	(19,257)	(41,768)
Liabilities Subject to Compromise	0	40,645	2,181	1	9,948	9,367	(19,213)	(33,744)
Liabilities	0	75,453	18,165	1	10,038	11,733	(3,960)	(20,262)
Equity	455,107	108,676	(4,470)	(1)	(10,038)	49,733	(6,172)	97,566
Liabilities & Equity	\$ 455,107	\$ 184,129	\$ 13,696	\$ -	\$ -	\$ 61,466	\$ (10,132)	\$ 77,304

<i>in thousands (USD)</i>	LABL Holding Corporation	MCC Labels Australia Pty Ltd	Kiwi Labels Limited	Labels Buyer, LLC	Multi-Color Clydebank Scotland Limited	MCC Melbourne Pty Ltd	Multi-Color Cwmbran UK Limited	LABL Intermediate Holding Corporation
	26-10925	26-10926	26-10927	26-10928	26-10929	26-10930	26-10931	26-10932
Assets								
Current Assets								
Cash And Cash Equivalents	\$ -	\$ -	\$ -	\$ 6,639	\$ (77)	\$ 0	\$ (59)	\$ -
Accounts Receivable, Net	-	-	1,220	-	6,596	4,242	1,265	-
Inventory - Net	-	-	909	-	4,082	1,641	0	-
Prepaid Expenses	-	-	179	-	276	147	290	-
Assets Held For Sale	-	-	-	-	-	-	-	-
Other Current Assets	-	-	66	-	574	(35)	162	-
Current Assets	-	-	2,374	6,639	11,450	5,995	1,657	-
Long Term Assets								
Property, Plant and Equipment - Net	-	-	1,328	-	14,756	5,499	1,547	-
Operating Lease ROU - Net	-	-	251	-	104	1,802	197	-
Goodwill & Intangible Assets	-	-	7,614	-	816	12,710	1,169	-
Other Long Term Assets	-	-	-	108,232	-	-	252	-
Investment in Sub	455,107	-	-	-	-	-	-	455,107
I/C Receivables	-	-	11	-	11,088	17,916	12,158	-
Long Term Assets	455,107	-	9,204	108,232	26,764	37,927	15,323	455,107
Assets	455,107	-	11,578	114,871	38,214	43,922	16,981	455,107
Liabilities & Equity								
Current Liabilities								
Current Portion of Long Term Debt	-	-	-	-	13	1	83	-
Accounts Payable	-	-	272	-	1,855	1,200	34	-
Operating Lease Liabilities - Short Term	-	-	216	-	68	290	211	-
Accrued Liabilities	-	-	60	(0)	338	554	43	-
Other Current Liabilities	-	-	-	-	-	-	-	-
Current Liabilities	-	-	548	(0)	2,274	2,045	371	-
Long Term Liabilities								
LT Debt - Excluding Current Portion	-	-	-	-	25	-	89	-
Deferred Tax Liability	-	-	-	-	9,021	-	5,588	-
Operating Lease Liability - Long Term	-	-	35	-	34	1,512	85	-
Other Long Term Liabilities	-	-	-	-	-	-	339	-
Post-Petition I/C Payables	-	102	153	-	216	44	-	-
Long Term Liabilities	-	102	187	-	9,295	1,556	6,101	-
Liabilities Subject to Compromise								
Pre-petition AP & Debt	7,162	-	1,021	120,105	2,392	1,939	2,888	-
Pre-petition IC payables	3	11,264	(14,259)	-	4,048	(3,304)	3,777	0
Liabilities Subject to Compromise	7,165	11,264	(13,238)	120,105	6,440	(1,365)	6,665	0
Liabilities	7,165	11,367	(12,503)	120,105	18,009	2,236	13,137	0
Equity	447,942	(11,367)	24,081	(5,234)	20,205	41,686	3,844	455,106
Liabilities & Equity	\$ 455,107	\$ 0	\$ 11,578	\$ 114,871	\$ 38,214	\$ 43,922	\$ 16,981	\$ 455,107

<i>in thousands (USD)</i>	MCC Nantes France SAS	Multi-Color Davenport England Ltd	LABL, Inc.	Multi-Color Hann. Muenden Germany GmbH	MCC Perth Pty Ltd	MCC Ablis France SAS	Multi-Color Heiligenstadt Germany GmbH	MCC Adelaide Pty Ltd
	26-10933	26-10934	26-10935	26-10936	26-10937	26-10938	26-10939	26-10940
Assets								
Current Assets								
Cash And Cash Equivalents	\$ (459)	\$ (166)	\$ -	\$ (679)	\$ -	\$ 16	\$ (560)	\$ 3,037
Accounts Receivable, Net	7,930	5,007	-	8,074	1,127	2,025	4,826	6,229
Inventory - Net	3,057	1,543	-	7,765	242	795	14,125	1,757
Prepaid Expenses	241	227	-	16	78	43	41	110
Assets Held For Sale	253	-	-	-	-	-	-	-
Other Current Assets	795	630	-	359	55	303	615	146
Current Assets	11,817	7,241	-	15,535	1,501	3,182	19,046	11,279
Long Term Assets								
Property, Plant and Equipment - Net	24,076	8,399	-	37,958	1,354	2,778	19,730	6,678
Operating Lease ROU - Net	113	2,234	-	72	1,600	80	118	2,242
Goodwill & Intangible Assets	683	555	-	836	5,364	186	456	21,000
Other Long Term Assets	225	317	1,256	-	-	2	-	-
Investment in Sub	-	-	(821,301)	-	-	-	-	-
I/C Receivables	6,148	762	2,256,449	45,714	10,730	3,634	27,980	(55,208)
Long Term Assets	31,246	12,266	1,436,404	84,580	19,049	6,679	48,284	(25,288)
Assets	43,063	19,507	1,436,404	100,114	20,550	9,861	67,330	(14,009)
Liabilities & Equity								
Current Liabilities								
Current Portion of Long Term Debt	346	164	313,000	-	21	4	25	59
Accounts Payable	2,128	2,258	-	2,081	77	703	2,788	2,210
Operating Lease Liabilities - Short Term	52	564	-	39	115	38	80	838
Accrued Liabilities	1,140	540	2,947	1,753	(114)	120	753	559
Other Current Liabilities	5	-	0	9	-	3	-	(88)
Current Liabilities	3,672	3,526	315,947	3,882	99	868	3,646	3,577
Long Term Liabilities								
LT Debt - Excluding Current Portion	1,130	371	(262)	-	25	5	35	38
Deferred Tax Liability	-	4,261	(971)	13,535	-	-	4,572	-
Operating Lease Liability - Long Term	59	1,835	-	33	1,502	41	38	1,561
Other Long Term Liabilities	-	-	-	163	-	-	208	-
Post-Petition I/C Payables	-	-	3,667	250	-	128	481	-
Long Term Liabilities	1,189	6,467	2,434	13,981	1,527	174	5,334	1,599
Liabilities Subject to Compromise								
Pre-petition AP & Debt	3,461	3,318	3,232,178	7,080	878	797	5,853	3,913
Pre-petition IC payables	2,842	3,214	1,980,345	2,163	(5,009)	2,774	2,847	(97,052)
Liabilities Subject to Compromise	6,303	6,533	5,212,524	9,242	(4,132)	3,571	8,700	(93,139)
Liabilities	11,163	16,525	5,530,905	27,105	(2,505)	4,613	17,680	(87,962)
Equity	31,900	2,982	(4,094,501)	73,009	23,056	5,249	49,650	73,953
Liabilities & Equity	\$ 43,063	\$ 19,507	\$ 1,436,404	\$ 100,114	\$ 20,550	\$ 9,861	\$ 67,330	\$ (14,009)

<i>in thousands (USD)</i>	MCC Poznan Sp. z o.o.	Multi-Color Label Corporation- Mexico, S.A. de C.V.	MCC Albany Limited	MCC Verstraete Australia Pty Ltd	Multi-Color Labels Castlebar Ireland Limited	MCC Auckland Limited	MCC Verstraete In Mold Labels USA Inc.	MCC Cardiff Ltd.
	26-10941	26-10942	26-10943	26-10944	26-10945	26-10946	26-10947	26-10948
Assets								
Current Assets								
Cash And Cash Equivalents	\$ 4,045	\$ 490	\$ 963	\$ -	\$ 19	\$ 5	\$ 1,405	\$ 111
Accounts Receivable, Net	8,864	22,469	1,803	5,211	1,989	5,508	65	5,123
Inventory - Net	4,654	9,687	1,670	1,369	1,133	3,422	3,007	2,344
Prepaid Expenses	1,288	971	22	94	333	79	23	120
Assets Held For Sale	-	-	-	-	-	-	-	-
Other Current Assets	721	1,568	123	491	100	67	101	770
Current Assets	19,573	35,185	4,581	7,164	3,574	9,081	4,600	8,467
Long Term Assets								
Property, Plant and Equipment - Net	10,491	20,350	3,839	13,912	3,811	6,804	25,642	3,357
Operating Lease ROU - Net	888	2,890	4,940	8,580	1,492	8,431	1,393	603
Goodwill & Intangible Assets	(199)	31,981	9,516	37,348	332	9,051	-	(89)
Other Long Term Assets	-	(226)	-	4	-	1	59	-
Investment in Sub	-	-	-	-	-	-	-	-
I/C Receivables	7,808	22,662	(133)	2,881	362	485	228	17,811
Long Term Assets	18,988	77,656	18,162	62,725	5,998	24,771	27,322	21,683
Assets	38,560	112,840	22,743	69,889	9,572	33,852	31,922	30,150
Liabilities & Equity								
Current Liabilities								
Current Portion of Long Term Debt	-	71	13	1	13	19	193	-
Accounts Payable	1,921	4,272	966	754	426	1,663	1,340	1,059
Operating Lease Liabilities - Short Term	127	719	201	311	242	529	604	317
Accrued Liabilities	1,175	623	274	149	550	368	565	147
Other Current Liabilities	(414)	1,474	-	(30)	-	(0)	-	-
Current Liabilities	2,809	7,159	1,453	1,183	1,232	2,577	2,701	1,524
Long Term Liabilities								
LT Debt - Excluding Current Portion	-	59	23	-	20	29	855	-
Deferred Tax Liability	3,728	12,069	-	-	1,643	-	5,672	1,753
Operating Lease Liability - Long Term	721	1,979	4,881	8,548	1,250	8,147	856	286
Other Long Term Liabilities	-	-	-	-	-	-	-	-
Post-Petition I/C Payables	-	1,051	346	125	-	-	1,390	183
Long Term Liabilities	4,448	15,159	5,250	8,673	2,913	8,176	8,773	2,222
Liabilities Subject to Compromise								
Pre-petition AP & Debt	2,069	8,631	1,233	1,389	629	1,947	1,830	2,928
Pre-petition IC payables	4,933	9,682	(14,971)	7,370	1,664	(8,300)	10,064	4,202
Liabilities Subject to Compromise	7,002	18,313	(13,738)	8,759	2,293	(6,354)	11,894	7,130
Liabilities	14,260	40,631	(7,035)	18,615	6,437	4,400	23,368	10,876
Equity	24,301	72,209	29,777	51,274	3,135	29,452	8,554	19,274
Liabilities & Equity	\$ 38,560	\$ 112,840	\$ 22,743	\$ 69,889	\$ 9,572	\$ 33,852	\$ 31,922	\$ 30,150

<i>in thousands (USD)</i>	Multi-Color Labels Ireland Limited	MCC Verstraete N.V.	MCC Christchurch Limited	Multi-Color Montreal Canada Corporation	Multi-Color (New Zealand) Holdings Pty Limited	MCC France EST SAS	Multi-Color UK Holdings 2 Limited	Multi-Color (New Zealand) Pty Limited
	26-10949	26-10950	26-10951	26-10952	26-10953	26-10954	26-10955	26-10956
Assets								
Current Assets								
Cash And Cash Equivalents	\$ 40	\$ 600	\$ 7	\$ 1,366	\$ -	\$ 71	\$ 2,723	\$ -
Accounts Receivable, Net	3,299	24,981	2,260	4,088	-	3,135	-	-
Inventory - Net	948	8,731	2,175	1,473	-	1,238	-	-
Prepaid Expenses	83	321	106	43	(0)	71	252	0
Assets Held For Sale	-	17,571	-	-	-	-	-	-
Other Current Assets	520	2,660	190	121	-	135	-	-
Current Assets	4,891	54,865	4,739	7,091	(0)	4,649	2,975	0
Long Term Assets								
Property, Plant and Equipment - Net	7,567	30,707	1,352	9,159	-	1,127	-	-
Operating Lease ROU - Net	17	4,714	547	5,361	-	2,962	-	-
Goodwill & Intangible Assets	440	417,119	11,354	9,912	-	307	-	(251)
Other Long Term Assets	-	3	-	259	(598)	166	-	-
Investment in Sub	-	328,266	(2)	-	-	-	95,530	-
I/C Receivables	(10,405)	31,428	(31)	7,157	1,470	5,985	(31,883)	38
Long Term Assets	(2,381)	812,236	13,220	31,849	871	10,547	63,647	(213)
Assets	2,510	867,101	17,958	38,940	871	15,196	66,622	(213)
Liabilities & Equity								
Current Liabilities								
Current Portion of Long Term Debt	3	132,358	-	-	-	24	5	-
Accounts Payable	1,377	4,669	2,071	1,665	32	591	-	-
Operating Lease Liabilities - Short Term	12	667	295	619	-	511	-	-
Accrued Liabilities	217	6,591	197	260	-	453	-	-
Other Current Liabilities	96	(555)	-	-	4,679	3	48	-
Current Liabilities	1,706	143,730	2,564	2,544	4,711	1,583	53	-
Long Term Liabilities								
LT Debt - Excluding Current Portion	1	292	-	-	-	40	-	-
Deferred Tax Liability	1,317	47,410	-	4,048	(5,286)	-	(5,286)	339
Operating Lease Liability - Long Term	5	4,023	262	5,176	-	2,451	-	-
Other Long Term Liabilities	-	4,166	-	-	-	-	-	-
Post-Petition I/C Payables	190	2,225	-	-	-	143	1,200	-
Long Term Liabilities	1,513	58,116	262	9,224	(5,286)	2,634	(4,086)	339
Liabilities Subject to Compromise								
Pre-petition AP & Debt	1,064	17,369	837	4,419	1,497	1,940	17	-
Pre-petition IC payables	264	130,782	(22,539)	6,096	132,852	1,968	351,516	2,854
Liabilities Subject to Compromise	1,329	148,151	(21,701)	10,515	134,349	3,909	351,532	2,854
Liabilities	4,548	349,998	(18,875)	22,284	133,773	8,126	347,499	3,193
Equity	(2,037)	517,104	36,833	16,656	(132,902)	7,070	(280,877)	(3,406)
Liabilities & Equity	\$ 2,510	\$ 867,101	\$ 17,958	\$ 38,940	\$ 871	\$ 15,196	\$ 66,622	\$ (213)

<i>in thousands (USD)</i>	MCC France Ouest SAS	Multi-Color Warsaw Poland Sp. z o.o.	Multi-Color (QLD) Pty Ltd	MCC Griffith Pty Ltd	Multi-Color Australia Acquisition Pty. Limited	Spear Group Holdings Limited	MCC Label Sydney Pty Ltd	Multi-Color Australia Holdings Pty. Limited
	26-10957	26-10958	26-10959	26-10960	26-10961	26-10962	26-10963	26-10964
Assets								
Current Assets								
Cash And Cash Equivalents	\$ 263	\$ 1,670	\$ -	\$ (0)	\$ -	\$ -	\$ -	\$ -
Accounts Receivable, Net	6,421	10,681	-	1,195	-	-	-	-
Inventory - Net	1,917	6,537	-	519	-	-	-	-
Prepaid Expenses	67	769	-	54	-	-	-	-
Assets Held For Sale	-	-	-	-	-	-	-	-
Other Current Assets	281	3,138	-	54	-	-	-	-
Current Assets	8,949	22,795	-	1,822	-	-	-	-
Long Term Assets								
Property, Plant and Equipment - Net	6,047	21,166	-	4,303	-	-	-	-
Operating Lease ROU - Net	1,022	10,047	-	563	-	-	-	-
Goodwill & Intangible Assets	670	340	-	5,214	-	-	-	-
Other Long Term Assets	85	37	-	1	-	-	-	0
Investment in Sub	-	-	-	-	-	19,064	-	-
I/C Receivables	2,949	(14,042)	1,982	9,322	-	462	-	-
Long Term Assets	10,774	17,548	1,982	19,403	-	19,525	-	0
Assets	19,723	40,343	1,982	21,225	-	19,525	-	0
Liabilities & Equity								
Current Liabilities								
Current Portion of Long Term Debt	19	-	-	8	-	-	-	-
Accounts Payable	940	1,898	-	235	-	-	-	30
Operating Lease Liabilities - Short Term	248	233	-	112	-	-	-	-
Accrued Liabilities	1,054	1,338	-	50	-	-	-	-
Other Current Liabilities	4	386	-	-	-	-	-	(6,655)
Current Liabilities	2,266	3,855	-	405	-	-	-	(6,625)
Long Term Liabilities								
LT Debt - Excluding Current Portion	44	-	-	18	-	-	-	-
Deferred Tax Liability	-	1,567	-	-	-	(7,979)	-	11,483
Operating Lease Liability - Long Term	771	10,258	-	493	-	-	-	-
Other Long Term Liabilities	-	-	-	-	-	(0)	-	-
Post-Petition I/C Payables	228	999	-	-	288	-	-	490
Long Term Liabilities	1,042	12,825	-	511	288	(7,979)	-	11,973
Liabilities Subject to Compromise								
Pre-petition AP & Debt	3,755	2,859	-	519	-	11	-	-
Pre-petition IC payables	3,165	12,942	(14,494)	(11,627)	31,718	(93,991)	-	25,008
Liabilities Subject to Compromise	6,920	15,801	(14,494)	(11,108)	31,718	(93,980)	-	25,008
Liabilities	10,228	32,480	(14,494)	(10,192)	32,006	(101,959)	-	30,356
Equity	9,495	7,862	16,476	31,417	(32,006)	121,484	-	(30,356)
Liabilities & Equity	\$ 19,723	\$ 40,343	\$ 1,982	\$ 21,225	\$ -	\$ 19,525	\$ -	\$ -

Entity Name	Bank	Country	Currency	Last 4 of Account Number	Date	Beginning Amount	Ending Amount (LC)
Collotype International Holdings Pty Ltd	CITIBANK	Australia	AUD	9003	2/28/2026	1,660.77	1,651.55
Cunamara Investments Pty. Limited.	CITIBANK	Australia	AUD	8004	2/28/2026	569,643.80	-
Exportaciones IM -Promocion, S.A. de C.V.	BANCO MONEX	Mexico	MXN	80000	2/28/2026	4,907.00	4,907.00
Exportaciones IM -Promocion, S.A. de C.V.	BANCO MONEX	Mexico	USD	000A	2/28/2026	3,147,768.00	9,679.08
Exportaciones IM -Promocion, S.A. de C.V.	BANCO MONEX	Mexico	EUR	000B	2/28/2026	-	-
Exportaciones IM -Promocion, S.A. de C.V.	BANCO SANTANDER	Mexico	MXN	7696	2/28/2026	4,603,120.59	2,995,731.70
Exportaciones IM -Promocion, S.A. de C.V.	BANCO SANTANDER	Mexico	MXN	7696	2/28/2026	185,310.84	244,255.55
Exportaciones IM -Promocion, S.A. de C.V.	BANCO SANTANDER	Mexico	USD	6001	2/28/2026	11,320.26	24,080.94
Exportaciones IM -Promocion, S.A. de C.V.	BANCO SANTANDER	Mexico	MXN	0066	2/28/2026	-	-
Exportaciones IM -Promocion, S.A. de C.V.	BBVA	Mexico	MXN	2213	2/28/2026	3,052,390.51	837,319.58
Exportaciones IM -Promocion, S.A. de C.V.	BBVA	Mexico	MXN	0490	2/28/2026	36,888.07	-
Exportaciones IM -Promocion, S.A. de C.V.	BBVA	Mexico	USD	449A	2/28/2026	572,815.00	374,352.75
Exportaciones IM -Promocion, S.A. de C.V.	BBVA	Mexico	USD	449B	2/28/2026	-	-
Exportaciones IM -Promocion, S.A. de C.V.	BBVA	Mexico	USD	449C	2/28/2026	-	-
Grafo Regia S. de R.L. de C.V.	BBVA	Mexico	MXN	6800	2/28/2026	35,647,720.79	53,813,960.93
Grafo Regia S. de R.L. de C.V.	BBVA	Mexico	MXN	3589	2/28/2026	5,312,675.18	3,020,729.68
Grafo Regia S. de R.L. de C.V.	BBVA	Mexico	MXN	6819	2/28/2026	1,327,167.83	12,654,807.67
Grafo Regia S. de R.L. de C.V.	BBVA	Mexico	EUR	8779	2/28/2026	24,744.22	16,281.98
Grafo Regia S. de R.L. de C.V.	BBVA	Mexico	USD	5061	2/28/2026	23,743.79	499,132.94
Grafo Regia S. de R.L. de C.V.	BoA	Mexico	USD	7707	2/28/2026	3,093,316.31	142,839.18
Hally Group Pty. Ltd.	CITIBANK	Australia	AUD	1006	2/28/2026	555,932.92	-
Hexagon Holdings Limited	CITIBANK	New Zealand	NZD	9019	2/28/2026	2,514,892.52	4,709,312.26
Kiwi Labels Ltd.	CITIBANK	New Zealand	NZD	3008	2/28/2026	-	-
Labels Buyer, LLC	BoA	USA	USD	1623	2/28/2026	6,627,519.53	6,638,958.81
MCC Abilis France SAS	Citibank	France	EUR	5021	2/28/2026	138,845.17	13,434.94
MCC Abilis France SAS	Citibank	France	EUR	5196	2/28/2026	(1,645.45)	-
MCC ADELAIDE PTY LTD	CITIBANK	Australia	USD	1026	2/28/2026	7,976.99	7,967.37
MCC Albany Limited	CITIBANK	New Zealand	NZD	0009	2/28/2026	1,342,749.85	1,571,056.81
MCC Albany Limited	CITIBANK	Australia	AUD	4007	2/28/2026	71,846.15	30,946.67
MCC Auckland Limited	CITIBANK	Australia	AUD	0018	2/28/2026	22,203.07	6,853.01
MCC Auckland Limited	CITIBANK	New Zealand	NZD	8004	2/28/2026	-	-
MCC Cardiff Ltd.	Citibank	UK	GBP	0881	2/28/2026	49,593.85	24,897.49
MCC Christchurch Limited	CITIBANK	New Zealand	NZD	2001	2/28/2026	-	-
MCC France EST	CIC	France	EUR	4 28	2/28/2026	35,311.16	27,733.48
MCC France EST	Citibank	France	EUR	0005	2/28/2026	137,649.28	6,518.65
MCC France EST	Citibank	France	EUR	0692	2/28/2026	-	-
MCC France EST	Citibank	France	EUR	0145	2/28/2026	(1,083.10)	-
MCC France Ouest	CIC	France	EUR	1 84	2/28/2026	151,564.44	178,706.49
MCC France Ouest	Citibank	France	EUR	8019	2/28/2026	294,520.37	738.47
MCC France Ouest	Citibank	France	EUR	1133	2/28/2026	(13,474.59)	-
MCC Griffith Pty Ltd	CITIBANK	Australia	AUD	5005	2/28/2026	520,901.41	-
MCC Labels Australia Pty. Ltd.	CITIBANK	Australia	AUD	1018	2/28/2026	4,578,148.02	4,262,121.77
MCC Manufacturing, Inc.	BoA	USA	USD	0045	2/28/2026	-	-
MCC Manufacturing, Inc.	BoA	USA	USD	0064	2/28/2026	-	36,551.60
MCC Manufacturing, Inc.	BoA	USA	USD	0641	2/28/2026	-	272,799.28
MCC Manufacturing, Inc.	BoA	USA	USD	8119	2/28/2026	-	-
MCC Manufacturing, Inc.	BoA	USA	USD	9761	2/28/2026	(487,440.55)	500,000.00
MCC Manufacturing, Inc.	PNC	USA	USD	2263	2/28/2026	-	462.65
MCC Manufacturing, Inc.	PNC	USA	USD	2335	2/28/2026	235.19	1,000.00
MCC Manufacturing, Inc.	PNC	USA	USD	2695	2/28/2026	-	-
MCC Nantes France SAS	Citibank	France	EUR	4017	2/28/2026	146,197.77	6,015.93
MCC Nantes France SAS	Citibank	France	EUR	4181	2/28/2026	(10,339.32)	-
MCC Perth Pty Ltd	CITIBANK	Australia	AUD	9027	2/28/2026	645,252.05	-
MCC Poznań Sp. z o.o.	Citibank	Poland	PLN	9000	2/28/2026	3,028,913.96	1,003,303.56
MCC Poznań Sp. z o.o.	Citibank	Poland	PLN	2010	2/28/2026	2,692,604.80	2,242,597.92
MCC Poznań Sp. z o.o.	Citibank	Poland	EUR	9002	2/28/2026	570,536.97	297,328.02
MCC Poznań Sp. z o.o.	Citibank	Poland	PLN	9500	2/28/2026	338,371.37	188,431.22
MCC Poznań Sp. z o.o.	Citibank	Poland	PLN	9004	2/28/2026	132,667.49	127,869.87
MCC Poznań Sp. z o.o.	Citibank	Poland	EUR	2011	2/28/2026	47,134.55	752,967.64
MCC Poznań Sp. z o.o.	Citibank	Poland	PLN	9003	2/28/2026	4,302.59	1,555,093.19
MCC Poznań Sp. z o.o.	Citibank	Poland	PLN	9001	2/28/2026	(47.99)	-
MCC Smart Packaging Solutions, LLC	BoA	USA	USD	7649	2/28/2026	58,062.23	149,650.54
MCC Verstraete Australia PTY LTD	Citibank	Australia	AUD	1005	2/28/2026	673,696.28	-
MCC Verstraete In Mold Labels USA Inc.	BoA	USA	USD	0764	2/28/2026	7,604.01	1,404,516.66
MCC Verstraete N.V.	Citibank	Belgium	USD	6461	2/28/2026	1,717,925.12	509.84
MCC Verstraete N.V.	Citibank	Belgium	EUR	6357	2/28/2026	1,175,181.98	320,593.37
MCC Verstraete N.V.	Citibank	Belgium	USD	2167	2/28/2026	157,882.24	1,421.80
MCC Verstraete N.V.	Citibank	Belgium	EUR	6155	2/28/2026	(1,097,305.67)	-
MCC Verstraete N.V.	KBC	Belgium	EUR	6EUR	2/28/2026	49,066.18	172,207.96
MCC Verstraete N.V.	KBC	Belgium	USD	6USD	2/28/2026	10,202.37	10,202.37
MCC Verstraete N.V.	KBC	Belgium	CAD	6CAD	2/28/2026	-	-
MCC-Norwood, LLC	ConnectOne	USA	USD	9421	2/28/2026	1,050,001.53	1,203,093.26
MCC-Norwood, LLC	ConnectOne	USA	USD	6140	2/28/2026	990.99	15,829.00
Multi-Color Bingen Germany GmbH	Citibank	Germany	EUR	8009	2/28/2026	33,047.19	21,579.38
Multi-Color Bingen Germany GmbH	Citibank	Germany	EUR	8637	2/28/2026	(1,160.08)	-
Multi-Color Canada, Inc.	Bank of America-Canada	Canada	CAD	1208	2/28/2026	975,761.72	234,947.03
Multi-Color Canada, Inc.	Bank of America-Canada	Canada	USD	1109	2/28/2026	603,444.14	287,798.92
Multi-Color Canada, Inc.	Bank of America-Canada	Canada	USD	1117	2/28/2026	-	-
Multi-Color Canada, Inc.	Bank of America-Canada	Canada	CAD	1216	2/28/2026	-	-
Multi-Color Canada, Inc.	BMO	Canada	USD	680	2/28/2026	864,258.83	326,910.98
Multi-Color Canada, Inc.	BMO	Canada	CAD	5930	2/28/2026	306,337.48	1,477,729.07
Multi-Color Clydebank Scotland Limited	Citibank	UK	GBP	3812	2/28/2026	483,087.67	(2,453.49)
Multi-Color Clydebank Scotland Limited	Citibank	UK	EUR	5603	2/28/2026	-	-
Multi-Color Clydebank Scotland Limited	Citibank	UK	GBP	1120	2/28/2026	(2,190.54)	(1.11)
Multi-Color Corporation	BoA	USA	USD	0387	2/28/2026	64,788,955.26	113,008,141.30
Multi-Color Corporation	BoA	USA	USD	4845	2/28/2026	554.98	1,378,057.94
Multi-Color Corporation	BoA	USA	USD	0010	2/28/2026	-	1,820,077.80
Multi-Color Corporation	BoA	USA	USD	0382	2/28/2026	-	-
Multi-Color Corporation	BoA	USA	USD	0400	2/28/2026	(7,919,764.08)	679,558.62
Multi-Color Corporation	Citibank	USA	USD	2658	2/28/2026	(5,027.23)	(7,912.98)
Multi-Color Corporation	PNC	USA	USD	6128	2/28/2026	250,502.81	2,649.34

Entity Name	Bank	Country	Currency	Last 4 of Account Number	Date	Beginning Amount	Ending Amount (LC)
Multi-Color Corporation	PNC	USA	USD	9324	2/28/2026	-	-
Multi-Color Cwmbbran UK Limited	Citibank	UK	EUR	4019	2/28/2026	108,622.46	5,122.71
Multi-Color Cwmbbran UK Limited	Citibank	UK	GBP	4027	2/28/2026	7,083.77	-
Multi-Color Cwmbbran UK Limited	Citibank	UK	GBP	1112	2/28/2026	(4,886.78)	(2.48)
Multi-Color Daventry England Ltd	Citibank	UK	GBP	3820	2/28/2026	447,792.25	1,325.51
Multi-Color Daventry England Ltd	Citibank	UK	GBP	5557	2/28/2026	-	-
Multi-Color Daventry England Ltd	Citibank	UK	GBP	1139	2/28/2026	(2,156.58)	(1.09)
Multi-Color Hann. Muenden Germany GmbH	Citibank	Germany	EUR	6468	2/28/2026	352,474.99	120,338.84
Multi-Color Hann. Muenden Germany GmbH	Citibank	Germany	USD	6014	2/28/2026	1,277.67	650.75
Multi-Color Hann. Muenden Germany GmbH	Citibank	Germany	USD	6022	2/28/2026	(93.00)	-
Multi-Color Hann. Muenden Germany GmbH	Citibank	Germany	EUR	6654	2/28/2026	(767.13)	-
Multi-Color Heiligenstadt Germany GmbH	Citibank	Germany	EUR	3426	2/28/2026	246,653.20	531.77
Multi-Color Heiligenstadt Germany GmbH	Citibank	Germany	EUR	3647	2/28/2026	2,963.70	-
Multi-Color Heiligenstadt Germany GmbH	Citibank	Germany	USD	3058	2/28/2026	(101.00)	-
Multi-Color Heiligenstadt Germany GmbH	Citibank	Germany	USD	3031	2/28/2026	(129.24)	(166.17)
Multi-Color Label Corporation - Mexico SA de CV	BoA	Mexico	USD	0321	2/28/2026	496,145.36	197,142.62
Multi-Color Label Corporation Mexico SA de CV	Citibank	Mexico	MXN	7073	2/28/2026	13,056,654.01	3,749,929.53
Multi-Color Label Corporation Mexico SA de CV	Citibank	Mexico	USD	2748	2/28/2026	108,606.01	68,805.54
Multi-Color Labels Castlebar Ireland Limited	Citibank	Ireland	EUR	6008	2/28/2026	55,530.80	15,960.21
Multi-Color Labels Ireland Limited	Citibank	Ireland	EUR	2002	2/28/2026	262,255.41	8,958.94
Multi-Color Labels Ireland Limited	Citibank	Ireland	GBP	9638	2/28/2026	18,151.87	1,071.69
Multi-Color Labels Ireland Limited	Citibank	Ireland	GBP	0278	2/28/2026	(37.14)	-
Multi-Color Montreal Canada Corporation	CITIBANK	Canada	CAD	1001	2/28/2026	780,622.10	279,971.31
Multi-Color Montreal Canada Corporation	CITIBANK	Canada	USD	1002	2/28/2026	203,508.10	263,542.57
MULTI-COLOR UK HOLDINGS 2 LIMITED	Citibank	UK	USD	3977	2/28/2026	1,440,673.06	(5,851,906.00)
MULTI-COLOR UK HOLDINGS 2 LIMITED	Citibank	UK	MXN	0742	2/28/2026	770,922.21	3,000,000.00
MULTI-COLOR UK HOLDINGS 2 LIMITED	Citibank	UK	PLN	3950	2/28/2026	148,381.15	-
MULTI-COLOR UK HOLDINGS 2 LIMITED	Citibank	UK	SEK	3004	2/28/2026	104,203.39	-
MULTI-COLOR UK HOLDINGS 2 LIMITED	Citibank	UK	DKK	2989	2/28/2026	87,793.04	-
MULTI-COLOR UK HOLDINGS 2 LIMITED	Citibank	UK	NOK	2997	2/28/2026	78,027.81	-
MULTI-COLOR UK HOLDINGS 2 LIMITED	Citibank	UK	NZD	7528	2/28/2026	16,774.79	-
MULTI-COLOR UK HOLDINGS 2 LIMITED	Citibank	UK	CAD	3942	2/28/2026	16,267.10	-
MULTI-COLOR UK HOLDINGS 2 LIMITED	Citibank	UK	EUR	3934	2/28/2026	15,056.51	(382,988.32)
MULTI-COLOR UK HOLDINGS 2 LIMITED	Citibank	UK	GBP	3969	2/28/2026	13,247.35	558,800.85
MULTI-COLOR UK HOLDINGS 2 LIMITED	Citibank	UK	CHF	3985	2/28/2026	5,391.38	-
MULTI-COLOR UK HOLDINGS 2 LIMITED	Citibank	UK	AUD	7501	2/28/2026	1,915.52	-
Multi-Color UK Holdings 2 Limited	Citibank	UK	USD	0111	2/28/2026	(62.00)	(0.03)
Multi-Color Warsaw Poland Sp. z o.o.	Citibank	Poland	PLN	9005	2/28/2026	3,025,106.09	5,004,114.04
Multi-Color Warsaw Poland Sp. z o.o.	Citibank	Poland	EUR	9006	2/28/2026	619,352.91	1,271,983.18
Multi-Color Warsaw Poland Sp. z o.o.	Citibank	Poland	PLN	2000	2/28/2026	403,399.21	128,970.15
Multi-Color Warsaw Poland Sp. z o.o.	Citibank	Poland	EUR	2003	2/28/2026	180,915.50	73,165.93
Multi-Color Warsaw Poland Sp. z o.o.	Citibank	Poland	PLN	2002	2/28/2026	120,951.09	115,435.09
Multi-Color Warsaw Poland Sp. z o.o.	Citibank	Poland	PLN	2500	2/28/2026	4,049.31	-
Multi-Color Warsaw Poland Sp. z o.o.	Citibank	Poland	PLN	2001	2/28/2026	-	5,877.34
Multi-Color(New Zealand) Pty. Limited	CITIBANK	New Zealand	NZD	8018	2/28/2026	-	-
Spear Group Holdings Ltd.	Citibank	UK	ZAR	8908	2/28/2026	-	-
Spear Group Holdings Ltd.	Citibank	UK	EUR	8916	2/28/2026	-	-
Spear Group Holdings Ltd.	Citibank	UK	USD	8924	2/28/2026	-	-
Spear Group Holdings Ltd.	Citibank	UK	GBP	2742	2/28/2026	(18.57)	(0.01)
W/S Packaging Group, LLC	BoA	USA	USD	0035	2/28/2026	(59,798.27)	303,760.55
W/S Packaging Group, LLC	BoA	USA	USD	7441	2/28/2026	-	-

<i>in thousands (USD)</i>	Multi-Color Corporation	MCC-Norwood, LLC	W/S Packaging Group, LLC	MCC Smart Packaging Solutions, LLC	MCC Manufacturing, Inc.	Collotype International Holdings Pty Ltd	Cunamara Investments Pty Limited	Exportaciones IM -Promocion, S.A. de C.V.
	26-10910	26-10909	26-10911	26-10912	26-10913	26-10914	26-10915	26-10916
Sales	\$ (613)	\$ -	\$ 7,040	\$ 2,369	\$ 109,273	\$ -	\$ -	\$ 5,081
Cost of Sales	3,951	-	5,800	1,440	89,681	1	-	4,173
Gross Profit	(4,564)	-	1,240	929	19,591	(1)	-	908
SG&A	10,983	-	6	408	1,976	0	-	58
Operating Income	(15,547)	-	1,234	521	17,615	(1)	-	850
Reorganization Items	32,029	-	-	-	-	-	-	-
Interest Expense	276	-	-	10	771	-	-	13
Other Expenses	(656)	-	(8)	187	(1,758)	636	(3)	(243)
Provision for Income Tax	141	-	-	-	-	-	-	176
Net Income	\$ (47,337)	\$ -	\$ 1,242	\$ 325	\$ 18,602	\$ (637)	\$ 3	\$ 905

<i>in thousands (USD)</i>	LABL Acquisition Corporation	Grafo Regia, S. de R.L. de C.V.	Multi-Color Bingen Germany GmbH	MCC Labels Australia Holdings Pty Ltd	Hally Group Pty Ltd	Hally Labels Pty Limited	Hexagon Holdings Limited	Multi-Color Canada, Inc.
	26-10917	26-10918	26-10919	26-10920	26-10921	26-10922	26-10923	26-10924
Sales	\$ -	\$ 8,185	\$ 945	\$ -	\$ -	\$ 3,246	\$ -	\$ 5,276
Cost of Sales	-	7,674	1,050	-	-	2,984	-	3,112
Gross Profit	-	511	(105)	-	-	263	-	2,163
SG&A	-	148	63	-	-	305	1	248
Operating Income	-	363	(168)	-	-	(43)	(1)	1,915
Reorganization Items	-	-	-	-	-	-	-	-
Interest Expense	-	2	2	-	-	1	-	-
Other Expenses	-	49	19	-	-	(161)	(1)	(725)
Provision for Income Tax	-	460	0	-	-	-	-	-
Net Income	\$ -	\$ (148)	\$ (189)	\$ -	\$ -	\$ 118	\$ 0	\$ 2,640

<i>in thousands (USD)</i>	LABL Holding Corporation	MCC Labels Australia Pty Ltd	Kiwi Labels Limited	Labels Buyer, LLC	Multi-Color Clydebank Scotland Limited	MCC Melbourne Pty Ltd	Multi-Color Cwmbran UK Limited	LABL Intermediate Holding Corporation
	26-10925	26-10926	26-10927	26-10928	26-10929	26-10930	26-10931	26-10932
Sales	\$ -	\$ -	\$ 836	\$ -	\$ 2,086	\$ 2,143	\$ 31	\$ -
Cost of Sales	-	-	571	-	1,936	1,846	34	-
Gross Profit	-	-	265	-	150	296	(4)	-
SG&A	-	-	68	-	215	139	31	-
Operating Income	-	-	197	-	(65)	158	(34)	-
Reorganization Items	-	-	-	-	-	-	-	-
Interest Expense	-	-	-	774	0	0	0	-
Other Expenses	-	-	(28)	(11)	(103)	(86)	853	-
Provision for Income Tax	-	-	-	-	-	-	-	-
Net Income	\$ -	\$ -	\$ 225	\$ (762)	\$ 37	\$ 243	\$ (887)	\$ -

<i>in thousands (USD)</i>	MCC Nantes France SAS	Multi-Color Daventry England Ltd	LABL, Inc.	Multi-Color Hann. Muenden Germany GmbH	MCC Perth Pty Ltd	MCC Ablis France SAS	Multi-Color Heiligenstadt Germany GmbH	MCC Adelaide Pty Ltd
	26-10933	26-10934	26-10935	26-10936	26-10937	26-10938	26-10939	26-10940
Sales	\$ 3,259	\$ 2,062	\$ -	\$ 5,653	\$ 617	\$ 814	\$ 4,897	\$ 3,299
Cost of Sales	3,105	2,150	-	5,009	453	805	4,073	2,365
Gross Profit	154	(88)	-	644	164	9	824	934
SG&A	145	214	319	328	54	67	240	226
Operating Income	9	(302)	(319)	316	110	(58)	584	708
Reorganization Items	-	-	31,636	-	-	-	-	-
Interest Expense	6	4	2,883	-	0	0	0	(0)
Other Expenses	130	(13)	(1,522)	(519)	(25)	11	43	22
Provision for Income Tax	3	-	43	-	-	(1)	3	-
Net Income	\$ (131)	\$ (294)	\$ (33,359)	\$ 835	\$ 135	\$ (68)	\$ 538	\$ 686

<i>in thousands (USD)</i>	MCC Poznan Sp. z o.o.	Multi-Color Label Corporation- Mexico, S.A. de C.V.	MCC Albany Limited	MCC Verstraete Australia Pty Ltd	Multi-Color Labels Castlebar Ireland Limited	MCC Auckland Limited	MCC Verstraete In Mold Labels USA Inc.	MCC Cardiff Ltd.
	26-10941	26-10942	26-10943	26-10944	26-10945	26-10946	26-10947	26-10948
Sales	\$ 2,947	\$ 5,923	\$ 1,396	\$ 1,544	\$ 1,689	\$ 2,485	\$ 4,314	\$ 1,807
Cost of Sales	2,900	4,767	1,106	1,440	1,086	2,002	3,238	1,563
Gross Profit	47	1,156	289	104	603	482	1,076	244
SG&A	211	168	151	33	123	189	191	158
Operating Income	(164)	988	139	71	480	293	885	86
Reorganization Items	-	-	-	-	-	-	-	-
Interest Expense	0	1	0	0	0	0	5	0
Other Expenses	84	(195)	(53)	100	68	(69)	1,057	46
Provision for Income Tax	-	232	-	-	-	-	-	-
Net Income	\$ (248)	\$ 950	\$ 192	\$ (29)	\$ 412	\$ 362	\$ (177)	\$ 40

<i>in thousands (USD)</i>	Multi-Color Labels Ireland Limited	MCC Verstraete N.V.	MCC Christchurch Limited	Multi-Color Montreal Canada Corporation	Multi-Color (New Zealand) Holdings Pty Limited	MCC France EST SAS	Multi-Color UK Holdings 2 Limited	Multi-Color (New Zealand) Pty Limited
	26-10949	26-10950	26-10951	26-10952	26-10953	26-10954	26-10955	26-10956
Sales	\$ 1,327	\$ 11,879	\$ 1,564	\$ 1,808	\$ -	\$ 1,451	\$ -	\$ -
Cost of Sales	1,198	8,621	1,219	1,609	-	1,145	-	-
Gross Profit	129	3,257	345	198	-	306	-	-
SG&A	142	499	103	61	-	220	25	0
Operating Income	(14)	2,758	242	137	-	86	(25)	(0)
Reorganization Items	-	-	-	-	-	-	-	-
Interest Expense	0	1,257	-	-	-	0	51	-
Other Expenses	148	448	(62)	(49)	317	43	1,653	-
Provision for Income Tax	-	0	-	-	-	2	17	-
Net Income	\$ (162)	\$ 1,053	\$ 303	\$ 186	\$ (317)	\$ 41	\$ (1,746)	\$ (0)

<i>in thousands (USD)</i>	MCC France Ouest SAS	Multi-Color Warsaw Poland Sp. z o.o.	Multi-Color (QLD) Pty Ltd	MCC Griffith Pty Ltd	Multi-Color Australia Acquisition Pty. Limited	Spear Group Holdings Limited	MCC Label Sydney Pty Ltd	Multi-Color Australia Holdings Pty. Limited
	26-10957	26-10958	26-10959	26-10960	26-10961	26-10962	26-10963	26-10964
Sales	\$ 2,376	\$ 3,077	\$ -	\$ 481	\$ -	\$ -	\$ -	\$ -
Cost of Sales	2,186	3,351	-	467	-	-	-	-
Gross Profit	190	(274)	-	14	-	-	-	-
SG&A	297	196	-	44	-	0	-	-
Operating Income	(107)	(470)	-	(30)	-	(0)	-	-
Reorganization Items	-	-	-	-	-	-	-	-
Interest Expense	0	0	-	0	-	-	-	-
Other Expenses	127	184	-	(30)	-	(531)	-	-
Provision for Income Tax	3	-	-	-	-	-	-	-
Net Income	\$ (238)	\$ (654)	\$ -	\$ 1	\$ -	\$ 531	\$ -	\$ -

<i>in thousands (USD)</i>		Beginning Book Cash	Receipts	Disbursements	Ending Cash	Disb. for the Benefit	Disb. For UST	Plus:	Less:	Ending Book Cash as
Case-No	Balance as of	(MOR Part 1 - b)	(MOR Part 1 - c)	Balance	of the Estate	fee calc.	Debtor to Debtor	Disb. For the	Ending Book Cash as	
	January 31, 2026			(MOR Part 1 - d)	(MOR Part 1 - e)	(MOR Part 1 - f)	Activity	Benefit of the	of February 28, 2026	
	(MOR Part 1 - a)							Estate		
		MOR Part 1				MOR Part 1 - d Reconciliation to Balance Sheet				
Multi-Color Corporation	26-10910	\$ 57,215	\$ 222,351	\$ (72,911)	\$ 206,656	\$ -	\$ (72,911)	\$ 6,303	\$ (97,531)	\$ 115,428
MCC-Norwood, LLC	26-10909	1,051	-	-	1,051	-	-	168	-	1,219
W/S Packaging Group, LLC	26-10911	-	-	-	-	(5,537)	(5,537)	-	-	-
MCC Smart Packaging Solutions, LLC	26-10912	171	132	-	303	(1,775)	(1,775)	-	-	303
MCC Manufacturing, Inc.	26-10913	(156)	482	(1)	324	(86,706)	(86,706)	1	-	325
Collotype International Holdings Pty Ltd	26-10914	1	0	(0)	1	-	(0)	-	-	1
Cunamara Investments Pty Limited	26-10915	-	-	-	-	-	-	-	-	-
Exportaciones IM -Promocion, S.A. de C.V.	26-10916	4,190	4,331	(6,702)	1,819	-	(6,702)	(1,200)	-	619
LABL Acquisition Corporation	26-10917	-	-	-	-	-	-	-	-	-
Grafo Regia, S. de R.L. de C.V.	26-10918	5,532	10,341	(3,665)	12,207	-	(3,665)	(7,524)	-	4,683
Multi-Color Bingen Germany GmbH	26-10919	39	1,327	(1,282)	84	-	(1,282)	(57)	-	27
MCC Labels Australia Holdings Pty Ltd	26-10920	-	-	-	-	-	-	-	-	-
Hally Group Pty Ltd	26-10921	-	-	-	-	-	-	-	-	-
Hally Labels Pty Limited	26-10922	392	3,625	(4,718)	(701)	-	(4,718)	701	-	-
Hexagon Holdings Limited	26-10923	1,086	(0)	(0)	1,086	-	(0)	1,734	-	2,820
Multi-Color Canada, Inc.	26-10924	1,342	2,317	(3,044)	615	-	(3,044)	(397)	-	219
LABL Holding Corporation	26-10925	-	-	-	-	-	-	-	-	-
MCC Labels Australia Pty Ltd	26-10926	-	-	-	-	-	-	-	-	-
Kiwi Labels Limited	26-10927	-	1,024	(1,011)	13	-	(1,011)	(13)	-	-
Labels Buyer, LLC	26-10928	6,628	11	-	6,639	-	-	-	-	6,639
Multi-Color Clydebank Scotland Limited	26-10929	665	2,419	(2,055)	1,029	-	(2,055)	(1,106)	-	(77)
MCC Melbourne Pty Ltd	26-10930	402	1,950	(2,732)	(380)	-	(2,732)	380	-	0
Multi-Color Cwmbran UK Limited	26-10931	455	195	(1,270)	(620)	-	(1,270)	561	-	(59)
LABL Intermediate Holding Corporation	26-10932	-	-	-	-	-	-	-	-	-
MCC Nantes France SAS	26-10933	163	2,705	(4,226)	(1,359)	-	(4,226)	900	-	(459)
Multi-Color Daventry England Ltd	26-10934	544	2,521	(2,342)	723	-	(2,342)	(889)	-	(166)
LABL, Inc.	26-10935	-	-	-	-	(319)	(319)	-	-	-
Multi-Color Hann. Muenden Germany GmbH	26-10936	422	4,389	(7,950)	(3,139)	-	(7,950)	2,460	-	(679)
MCC Perth Pty Ltd	26-10937	455	550	(727)	278	-	(727)	(278)	-	-
MCC Abilis France SAS	26-10938	164	799	(730)	234	-	(730)	(218)	-	16
Multi-Color Heiligenstadt Germany GmbH	26-10939	298	2,639	(6,312)	(3,374)	-	(6,312)	2,813	-	(560)
MCC Adelaide Pty Ltd	26-10940	3,235	3,064	(4,643)	1,656	-	(4,643)	1,382	-	3,037
MCC Poznan Sp. z o.o.	26-10941	3,259	2,994	(3,636)	2,617	-	(3,636)	1,428	-	4,045
Multi-Color Label Corporation-Mexico, S.A. de C.V.	26-10942	1,362	6,662	(5,622)	2,402	-	(5,622)	(1,912)	-	490
MCC Albany Limited	26-10943	865	1,471	(1,380)	957	-	(1,380)	6	-	963
MCC Verstraete Australia Pty Ltd	26-10944	475	1,888	(2,101)	262	-	(2,101)	(262)	-	-
Multi-Color Labels Castlebar Ireland Limited	26-10945	66	1,639	(1,178)	527	-	(1,178)	(508)	-	19
MCC Auckland Limited	26-10946	16	2,585	(2,348)	253	-	(2,348)	(248)	-	5
MCC Verstraete In Mold Labels USA Inc.	26-10947	-	1,405	-	1,405	(3,193)	(3,193)	-	-	1,405
MCC Cardiff Ltd.	26-10948	105	992	(1,843)	(746)	-	(1,843)	857	-	111
Multi-Color Labels Ireland Limited	26-10949	388	1,184	(1,427)	145	-	(1,427)	(105)	-	40
MCC Verstraete N.V.	26-10950	2,038	14,162	(8,043)	8,158	-	(8,043)	(7,558)	-	600
MCC Christchurch Limited	26-10951	9	1,653	(1,075)	587	-	(1,075)	(580)	-	7
Multi-Color Montreal Canada Corporation	26-10952	1,636	1,133	(2,471)	297	-	(2,471)	1,069	-	1,366
Multi-Color (New Zealand) Holdings Pty Limited	26-10953	-	-	-	-	-	-	-	-	-
MCC France EST SAS	26-10954	243	829	(1,310)	(238)	-	(1,310)	309	-	71
Multi-Color UK Holdings 2 Limited	26-10955	1,507	0	(565)	942	-	(565)	1,781	-	2,723
Multi-Color (New Zealand) Pty Limited	26-10956	-	-	(0)	(0)	-	(0)	0	-	-
MCC France Ouest SAS	26-10957	681	1,562	(2,587)	(344)	-	(2,587)	607	-	263
Multi-Color Warsaw Poland Sp. z o.o.	26-10958	1,180	2,014	(4,388)	(1,194)	-	(4,388)	2,864	-	1,670
Multi-Color (QLD) Pty Ltd	26-10959	-	-	-	-	-	-	-	-	-
MCC Griffith Pty Ltd	26-10960	367	542	(809)	100	-	(809)	(100)	-	(0)
Multi-Color Australia Acquisition Pty. Limited	26-10961	-	-	-	-	-	-	-	-	-
Spear Group Holdings Limited	26-10962	0	(0)	(0)	(0)	-	(0)	0	-	-
MCC Label Sydney Pty Ltd	26-10963	-	-	-	-	-	-	-	-	-
Multi-Color Australia Holdings Pty. Limited	26-10964	-	-	-	-	-	-	-	-	-
Total		\$ 98,491	\$ 309,887	\$ (167,103)	\$ 241,275	\$ (97,531)	\$ (264,634)	\$ 3,369	\$ (97,531)	\$ 147,113