

UNITED STATES BANKRUPTCY COURT

DISTRICT OF Delaware

In Re. Marelli Automotive Lighting USA LLC

Case No. 25-11034

Debtor(s)

Lead Case No. 25-11034

Jointly Administered

Monthly Operating Report

Chapter 11

Reporting Period Ended: 02/28/2026

Petition Date: 06/11/2025

Months Pending: 9

Industry Classification: 3 3 6 3

Reporting Method: Accrual Basis

Cash Basis

Debtor's Full-Time Employees (current):

60

Debtor's Full-Time Employees (as of date of order for relief):

67

Supporting Documentation (check all that are attached):

(For jointly administered debtors, any required schedules must be provided on a non-consolidated basis for each debtor)

- Statement of cash receipts and disbursements
Balance sheet containing the summary and detail of the assets, liabilities and equity (net worth) or deficit
Statement of operations (profit or loss statement)
Accounts receivable aging
Postpetition liabilities aging
Statement of capital assets
Schedule of payments to professionals
Schedule of payments to insiders
All bank statements and bank reconciliations for the reporting period
Description of the assets sold or transferred and the terms of the sale or transfer

/s/ Timothy P. Cairns

Signature of Responsible Party

03/31/2026

Date

Timothy P. Cairns

Printed Name of Responsible Party

919 North Market Street, 17th Floor P.O. Box 8705,
Wilmington, DE 19801
Address

STATEMENT: This Periodic Report is associated with an open bankruptcy case; therefore 1320.4(a)(2) applies.



2511034260331000000000001

Debtor's Name Marelli Automotive Lighting USA LLC

Case No. 25-11034

Part 1: Cash Receipts and Disbursements	Current Month	Cumulative
a. Cash balance beginning of month	\$2,606,415	
b. Total receipts (net of transfers between accounts)	\$27,320,937	\$227,037,372
c. Total disbursements (net of transfers between accounts)	\$23,081,693	\$227,688,104
d. Cash balance end of month (a+b-c)	\$6,845,659	
e. Disbursements made by third party for the benefit of the estate	\$0	\$0
f. Total disbursements for quarterly fee calculation (c+e)	\$23,081,693	\$227,688,104

Part 2: Asset and Liability Status (Not generally applicable to Individual Debtors. See Instructions.)	Current Month
a. Accounts receivable (total net of allowance)	\$281,199,984
b. Accounts receivable over 90 days outstanding (net of allowance)	\$7,226,884
c. Inventory (Book <input checked="" type="radio"/> Market <input type="radio"/> Other <input type="radio"/> (attach explanation))	\$73,565,679
d. Total current assets	\$508,641,242
e. Total assets	\$594,595,390
f. Postpetition payables (excluding taxes)	\$180,442,944
g. Postpetition payables past due (excluding taxes)	\$53,398,958
h. Postpetition taxes payable	\$30,260
i. Postpetition taxes past due	\$0
j. Total postpetition debt (f+h)	\$180,473,204
k. Prepetition secured debt	\$0
l. Prepetition priority debt	\$0
m. Prepetition unsecured debt	\$311,399,904
n. Total liabilities (debt) (j+k+l+m)	\$491,873,108
o. Ending equity/net worth (e-n)	\$102,722,282

Part 3: Assets Sold or Transferred	Current Month	Cumulative
a. Total cash sales price for assets sold/transferred outside the ordinary course of business	\$0	\$0
b. Total payments to third parties incident to assets being sold/transferred outside the ordinary course of business	\$0	\$0
c. Net cash proceeds from assets sold/transferred outside the ordinary course of business (a-b)	\$0	\$0

Part 4: Income Statement (Statement of Operations) (Not generally applicable to Individual Debtors. See Instructions.)	Current Month	Cumulative
a. Gross income/sales (net of returns and allowances)	\$36,180,295	
b. Cost of goods sold (inclusive of depreciation, if applicable)	\$32,758,759	
c. Gross profit (a-b)	\$3,421,536	
d. Selling expenses	\$77,269	
e. General and administrative expenses	\$59,321	
f. Other expenses	\$5,759,685	
g. Depreciation and/or amortization (not included in 4b)	\$355,531	
h. Interest	\$0	
i. Taxes (local, state, and federal)	\$0	
j. Reorganization items	\$0	
k. Profit (loss)	\$-2,830,270	\$-50,015,462

Debtor's Name Marelli Automotive Lighting USA LLC

Case No. 25-11034

Part 5: Professional Fees and Expenses

		Approved Current Month	Approved Cumulative	Paid Current Month	Paid Cumulative
a.	Debtor's professional fees & expenses (bankruptcy) <i>Aggregate Total</i>				
	<i>Itemized Breakdown by Firm</i>				
		Firm Name	Role		
		i			
		ii			
		iii			
		iv			
		v			
		vi			
		vii			
		viii			
		ix			
		x			
		xi			
		xii			
		xiii			
		xiv			
		xv			
		xvi			
		xvii			
		xviii			
		xix			
		xx			
		xxi			
		xxii			
		xxiii			
		xxiv			
		xxv			
		xxvi			
		xxvii			
	xxviii				
	xxix				
	xxx				
	xxxi				
	xxxii				
	xxxiii				
	xxxiv				
	xxxv				
	xxxvi				

Debtor's Name Marelli Automotive Lighting USA LLC

Case No. 25-11034

xxxvii						
xxxvii						
xxxix						
xl						
xli						
xlII						
xlIII						
xlIV						
xlV						
xlVI						
xlVII						
xlVIII						
xlIX						
l						
li						
lii						
liii						
liV						
liV						
liVI						
liVII						
liVIII						
liX						
liX						
liXI						
liXII						
liXIII						
liXIV						
liXV						
liXVI						
liXVII						
liXVIII						
liXIX						
liXX						
liXXI						
liXXII						
liXXIII						
liXXIV						
liXXV						
liXXVI						
liXXVII						
liXXVIII						

Debtor's Name Marelli Automotive Lighting USA LLC

Case No. 25-11034

lxxix						
lxxx						
lxxxi						
lxxxii						
lxxxiii						
lxxxiv						
lxxxv						
lxxxvi						
lxxxvi						
lxxxvi						
lxxxix						
xc						
xc						
xcii						
xciii						
xciv						
xcv						
xcvi						
xcvii						
xcviii						
xcix						
c						
ci						

			Approved Current Month	Approved Cumulative	Paid Current Month	Paid Cumulative	
b.	Debtor's professional fees & expenses (nonbankruptcy) <i>Aggregate Total</i>						
	<i>Itemized Breakdown by Firm</i>						
		Firm Name	Role				
	i						
	ii						
	iii						
	iv						
	v						
	vi						
	vii						
	viii						
	ix						
	x						
	xi						
	xii						
xiii							
xiv							

Debtor's Name Marelli Automotive Lighting USA LLC

Case No. 25-11034

xv						
xvi						
xvii						
xviii						
xix						
xx						
xxi						
xxii						
xxiii						
xxiv						
xxv						
xxvi						
xxvii						
xxviii						
xxix						
xxx						
xxxi						
xxxii						
xxxiii						
xxxiv						
xxxv						
xxxvi						
xxxvii						
xxxviii						
xxxix						
xl						
xli						
xlii						
xliii						
xliv						
xlv						
xlvi						
xlvii						
xlviii						
xliv						
l						
li						
lii						
liii						
liv						
lv						
lvi						

Debtor's Name Marelli Automotive Lighting USA LLC

Case No. 25-11034

lvii						
lviii						
lix						
lx						
lxi						
lxii						
lxiii						
lxiv						
lxv						
lxvi						
lxvii						
lxviii						
lxix						
lxx						
lxxi						
lxxii						
lxxiii						
lxxiv						
lxxv						
lxxvi						
lxxvii						
lxxviii						
lxxix						
lxxx						
lxxxii						
lxxxiii						
lxxxiv						
lxxxv						
lxxxvi						
lxxxvi						
lxxxvi						
lxxxix						
xc						
xcii						
xciii						
xciv						
xcv						
xcvi						
xcvii						
xcviii						

Debtor's Name Marelli Automotive Lighting USA LLC

Case No. 25-11034

	xcix					
	c					
c.	All professional fees and expenses (debtor & committees)			\$0	\$0	\$0

Part 6: Postpetition Taxes		Current Month	Cumulative
a.	Postpetition income taxes accrued (local, state, and federal)	\$0	\$0
b.	Postpetition income taxes paid (local, state, and federal)	\$0	\$0
c.	Postpetition employer payroll taxes accrued	\$17,406	\$17,406
d.	Postpetition employer payroll taxes paid	\$209,272	\$2,086,510
e.	Postpetition property taxes paid	\$0	\$9,851
f.	Postpetition other taxes accrued (local, state, and federal)	\$0	\$0
g.	Postpetition other taxes paid (local, state, and federal)	\$0	\$0

Part 7: Questionnaire - During this reporting period:

- a. Were any payments made on prepetition debt? (if yes, see Instructions) Yes No
- b. Were any payments made outside the ordinary course of business without court approval? (if yes, see Instructions) Yes No
- c. Were any payments made to or on behalf of insiders? Yes No
- d. Are you current on postpetition tax return filings? Yes No
- e. Are you current on postpetition estimated tax payments? Yes No
- f. Were all trust fund taxes remitted on a current basis? Yes No
- g. Was there any postpetition borrowing, other than trade credit? (if yes, see Instructions) Yes No
- h. Were all payments made to or on behalf of professionals approved by the court? Yes No N/A
- i. Do you have:
 - Worker's compensation insurance? Yes No
 - If yes, are your premiums current? Yes No N/A (if no, see Instructions)
 - Casualty/property insurance? Yes No
 - If yes, are your premiums current? Yes No N/A (if no, see Instructions)
 - General liability insurance? Yes No
 - If yes, are your premiums current? Yes No N/A (if no, see Instructions)
- j. Has a plan of reorganization been filed with the court? Yes No
- k. Has a disclosure statement been filed with the court? Yes No
- l. Are you current with quarterly U.S. Trustee fees as set forth under 28 U.S.C. § 1930? Yes No

Debtor's Name Marelli Automotive Lighting USA LLC

Case No. 25-11034

Part 8: Individual Chapter 11 Debtors (Only)

a. Gross income (receipts) from salary and wages	\$0
b. Gross income (receipts) from self-employment	\$0
c. Gross income from all other sources	\$0
d. Total income in the reporting period (a+b+c)	\$0
e. Payroll deductions	\$0
f. Self-employment related expenses	\$0
g. Living expenses	\$0
h. All other expenses	\$0
i. Total expenses in the reporting period (e+f+g+h)	\$0
j. Difference between total income and total expenses (d-i)	\$0
k. List the total amount of all postpetition debts that are past due	\$0
l. Are you required to pay any Domestic Support Obligations as defined by 11 U.S.C § 101(14A)?	Yes <input type="radio"/> No <input checked="" type="radio"/>
m. If yes, have you made all Domestic Support Obligation payments?	Yes <input type="radio"/> No <input type="radio"/> N/A <input checked="" type="radio"/>


Privacy Act Statement

28 U.S.C. § 589b authorizes the collection of this information, and provision of this information is mandatory under 11 U.S.C. §§ 704, 1106, and 1107. The United States Trustee will use this information to calculate statutory fee assessments under 28 U.S.C. § 1930(a)(6). The United States Trustee will also use this information to evaluate a chapter 11 debtor's progress through the bankruptcy system, including the likelihood of a plan of reorganization being confirmed and whether the case is being prosecuted in good faith. This information may be disclosed to a bankruptcy trustee or examiner when the information is needed to perform the trustee's or examiner's duties or to the appropriate federal, state, local, regulatory, tribal, or foreign law enforcement agency when the information indicates a violation or potential violation of law. Other disclosures may be made for routine purposes. For a discussion of the types of routine disclosures that may be made, you may consult the Executive Office for United States Trustee's systems of records notice, UST-001, "Bankruptcy Case Files and Associated Records." See 71 Fed. Reg. 59,818 et seq. (Oct. 11, 2006). A copy of the notice may be obtained at the following link: http://www.justice.gov/ust/ eo/rules_regulations/index.htm. Failure to provide this information could result in the dismissal or conversion of your bankruptcy case or other action by the United States Trustee. 11 U.S.C. § 1112(b)(4)(F).


I declare under penalty of perjury that the foregoing Monthly Operating Report and its supporting documentation are true and correct and that I have been authorized to sign this report on behalf of the estate.

/s/ Alanna Abrahamson
 Signature of Responsible Party
Executive Vice President, Chief Financial Officer
 Title


Alanna Abrahamson
 Printed Name of Responsible Party
03/31/2026
 Date




PageOnePartOne



PageOnePartTwo



PageTwoPartOne



PageTwoPartTwo

Debtor's Name Marelli Automotive Lighting USA LLC


Case No. 25-11034



Bankruptcy1to50



Bankruptcy51to100




NonBankruptcy1to50




NonBankruptcy51to100

Debtor's Name Marelli Automotive Lighting USA LLC

Case No. 25-11034



PageThree



PageFour

**IN THE UNITED STATES BANKRUPTCY COURT
FOR THE DISTRICT OF DELAWARE**

In re:)	
)	Chapter 11
MARELLI AUTOMOTIVE LIGHTING USA LLC, <i>et al.</i> , ¹)	Case No. 25-11034 (CTG)
Debtors.)	(Jointly Administered)
)	

**GLOBAL NOTES AND STATEMENTS OF LIMITATIONS, METHODOLOGY, AND
DISCLAIMERS REGARDING THE DEBTORS’ MONTHLY OPERATING REPORT
FOR THE PERIOD OF FEBRUARY 1, 2026 THROUGH FEBRUARY 28, 2026**

On June 11, 2025 (the “Petition Date”), the above-captioned debtors and debtors in possession (each, as “Debtor,” and collectively, the “Debtors”) filed voluntary petitions in the United States Bankruptcy Court for the District of Delaware (the “Court”) commencing cases for relief under chapter 11 of the Bankruptcy Code. On June 11, 2025, the Court entered an order authorizing the joint administration of these chapter 11 cases pursuant to Bankruptcy Rule 1015(b) under the lead case *In re Marelli Automotive Lighting USA LLC, et al.*, No. 25-11034 (CTG) [Docket No. 102]. On June 25, 2025, the United States Trustee for the District of Delaware (the “U.S. Trustee”) appointed an official committee of unsecured creditors pursuant to section 1102(a)(1) of the Bankruptcy Code (the “Committee”) [Docket No. 184].² No request for the appointment of a trustee or examiner under section 1104 of the Bankruptcy Code has been made in these chapter 11 cases.

The factual background regarding the Debtors, including their business operations, their capital and debt structures, and the events leading to the filing of these chapter 11 cases, is set forth in detail in the *Declaration of David Slump, Chief Executive Officer of Marelli Automotive Lighting USA LLC, in Support of First Day Motions* [Docket No. 20] (the “First Day Declaration”). Additional information about these chapter 11 cases, court filings, and claims information is available at the website maintained by the Debtors’ claims and noticing agent: <https://www.veritaglobal.net/Marelli>.

The Debtors have prepared and filed the attached monthly operating report and the exhibits thereto (the “MOR”) for the period including February 1, 2026 through February 28, 2026 (the “Reporting Period”) solely for the purpose of complying with the monthly reporting

¹ A complete list of each of the Debtors in these chapter 11 cases may be obtained on the website of the Debtors’ claims and noticing agent at <https://www.veritaglobal.net/Marelli>. The location of Marelli Automotive Lighting USA LLC’s principal place of business and the Debtors’ service address in these chapter 11 cases is 26555 Northwestern Highway, Southfield, Michigan 48033.

² On July 2, 2025, the U.S. Trustee filed the *Amended Notice of Appointment of Committee of Unsecured Creditors* [Docket No. 230]. On September 10, 2025, the U.S. Trustee filed the *Second Amended Notice of Appointment of Committee of Unsecured Creditors* [Docket No. 922].

requirements applicable in the Debtors' chapter 11 cases and the instructions provided by the Office of the United Trustee for the District of Delaware.

The Debtors have historically prepared consolidated quarterly and annual financial statements in accordance with the international financial reporting standards ("IFRS") issued by the International Accounting Standards Board. The financial information contained herein is limited in scope, covers a limited time period, and is presented on a preliminary and unaudited basis. As such, the MOR has not been subject to procedures that would typically be applied to financial statements prepared in accordance with IFRS, generally accepted accounting principles utilized in the United States of America ("GAAP"), or any other accounting standards, nor does the MOR include all of the information and footnotes required by any such accounting standards. Upon the application of such procedures, the financial information could be subject to changes, which could be material. The MOR neither purports to represent financial statements prepared in accordance with IFRS, nor is it intended to be fully reconciled with the financial statements of each Debtor.

Solely to comply with their obligations to provide MORs during these chapter 11 cases, the Debtors have prepared the MOR using the best information presently available to them, which has been collected, maintained, and prepared in accordance with their historical accounting practices. The MOR generally reflects the operations and financial position of the Debtors on a non-consolidated basis, in a form not maintained by the Debtors in the ordinary course of business and is not intended to fully reconcile to the consolidated financial statements prepared by the Debtors. Accordingly, the amounts listed in the MOR will likely differ, at times materially, from the Debtors' historical consolidated financial reports. Because the Debtors' accounting systems, policies, and practices were developed to produce consolidated financial statements, rather than financial statements by legal entity, it is possible that not all assets, liabilities, income, or expenses have been recorded on the correct legal entity.

The results of operations and financial position contained herein are not necessarily indicative of results that may be expected for any period other than the Reporting Period and may not necessarily reflect the Debtors' future consolidated results of operations and financial position. Unless otherwise noted herein, the MOR generally reflects the Debtors' books and records and financial activity occurring during the Reporting Period. Except as may be otherwise noted, no adjustments have been made for activity occurring after the close of the Reporting Period.

The MOR should not be relied upon by any persons for information relating to current or future financial condition, events, or performance of any of the Debtors or their affiliates, as the results of operations contained herein are not necessarily indicative of results which may be expected from any other period or for the full year, and may not necessarily reflect the combined results of operations, financial position, and schedule of receipts and disbursements in the future. The MOR presents the Debtors' best estimates for the Reporting Period, but there can be no assurance that such information is complete, and the MOR may be subject to material amendment, modification, or supplement. These notes, statements, and limitations should be referred to, and referenced in connection with, any review of the MOR, of which they comprise an integral and material part.

RESERVATION OF RIGHTS

The information furnished in the MOR includes normal recurring adjustments but does not include all of the adjustments that typically would be made for interim financial statements presented in accordance with IFRS or any other accounting standards. Although the Debtors made commercially reasonable efforts to ensure the accuracy and completeness of the MOR, inadvertent errors or omissions may exist. Accordingly, the Debtors hereby reserve all rights to dispute the validity, status, enforceability, or executory nature of any claim amount, agreement, representation, or other statement set forth in the MOR. Further, the Debtors reserve the right to amend, modify, or supplement the MOR in all respects, if necessary or appropriate, but undertake no obligation to do so. Nothing contained in the MOR shall constitute a waiver of any of the Debtors' rights or an admission with respect to their chapter 11 cases or otherwise.

For the reasons discussed above, there can be no assurance that the non-consolidated financial information presented herein is complete, and readers are cautioned not to rely on the MOR for any reason.

The financial statements of the Debtors' non-debtor affiliates have not been included in the MOR. Unless otherwise indicated, all amounts in the MOR are reflected in U.S. Dollars rounded to the nearest Dollar. The Debtors conduct business in multiple currencies. Solely for the purpose of preparing the MOR, non-U.S. currency amounts have been translated using publicly available prevailing foreign exchange rates as of January 30, 2026 for beginning cash balances, as of February 27, 2026 for ending cash balances, as of February 28, 2026 for the Debtors' balance sheets, and average rates for the monthly period from February 1, 2026 to February 28, 2026 for the Debtors' income statements. Such translations are provided for illustrative purposes only and may differ materially from both current market values at the time of the transactions described in the MOR. Due to the fluctuations in exchange rates, the individual translation of specific accounts may not perfectly "balance" or "tie" to other amounts set forth in the MOR. Subtotals may differ from the summation of numbers presented. In any case, the original currency of any transaction described in the MOR shall control.

SUPPORTING DOCUMENTATION AND CERTAIN ADJUSTMENTS, LIMITATIONS, METHODOLOGY, AND DISCLAIMERS

While the Debtors do not restate the above notes and reservations or rights in their entirety here, such notes and reservations apply to the entire MOR and each individual response or other item included in the MOR. In addition to such notes and reservations, the Debtors offer the following explanatory notes.

Statement of Cash Receipts and Disbursements. Cash balances and transactions from the Debtors' various banking systems are compiled and analyzed on a weekly basis, as opposed to monthly. Accordingly, cash receipts and disbursements are presented through February 27, 2026, the last Friday of the week nearest to month-end.

Reported cash receipts and disbursements exclude intercompany and debtor-to-debtor transactions, as provided in the instructions to the MOR. As noted above, the conduct business in multiple currencies, and foreign exchange impacts are inherent to their businesses. For purposes

of the MOR only, cash balances and transactional activity are represented based on conversion to U.S. Dollars. Certain foreign exchange impacts, though not all foreign exchange impacts, are estimated in the related line item on the attached statement of cash receipts and disbursements. Such impacts result from rate changes during the reporting period and do not represent actual cash movements. For additional information on ending cash balances per the Debtors' books and records, see the attached cash balances in the statement of cash receipts and disbursements.

Balance Sheet. As noted above, the Debtors have historically prepared financial statements on a consolidated basis, and it is on this basis that the Debtors continue to prepare and report financials in the ordinary course of their business. The MOR is prepared on an entity-by-entity basis. To prepare a balance sheet for each Debtor solely for the purpose of complying with the monthly operating requirements applicable in the Debtors' chapter 11 cases and the instructions provided by the Office of the United Trustee, the Debtors made certain adjustments to their consolidating balance sheets, including but not limited to the adjustment of accruals, the reclassification of certain balances, and the adjustment to allocate goodwill at the legal entity level.

Income Statement. As noted above, the Debtors have historically prepared financial statements on a consolidated basis, and it is on this basis that the Debtors continue to prepare and report financials in the ordinary course of business. The MOR is prepared on an entity-by-entity basis. To prepare an income statement for each Debtor solely for the purpose of complying with the monthly operating requirements applicable in the Debtors' chapter 11 cases and the instructions provided by the Office of the United Trustee, the Debtors made certain adjustments to their consolidating profits and loss statements, including but limited to adjustments to remove income statement impacts associated with the allocation of goodwill at the legal entity level.

Part 1. Cash Receipts and Disbursements.

- Cash balances are reported based on the Debtors' bank statements. Reconciliation differences will exist between bank statement balances and balance sheet cash balances due to ordinary-course timing differences between payment execution in the Debtors' financial system and disbursement of funds from Debtor bank accounts.
- Total receipts (item 1(b)). Third party receipts, net intercompany transfers to/from Debtor bank accounts, and certain foreign exchange impacts are included in the total receipts figure to enable footing in the MOR.

Part 2. Asset and Liability Status.

- Postpetition payables (excluding taxes) (item 2(f)). Postpetition payables figures have been estimated using commercially reasonable efforts by examining outstanding payables that were received in the reporting period and estimating other accrued expenses.
- Prepetition secured debt (item 2(k)). Prepetition secured debt reflects is comprised of the approximate amounts outstanding under the Debtors' Emergency Loan Facility and Senior Loan Facility. A detailed description of the Debtors' capital structure and secured debt obligations is set forth in the First Day Declaration.

- Prepetition priority debt (item 2(l)). The Debtors have not historically and do not now maintain records of any claims entitled to priority under the Bankruptcy Code.
- Prepetition unsecured debt and total liabilities (debt) (items 2(m) and 2(n)). Prepetition unsecured debt is comprised of all liabilities not included in items 2(j), 2(k), and 2(l). The Debtors have made commercially reasonable efforts to determine prepetition and postpetition payables by Debtor entity for purposes of the MOR. Because, as noted above, the Debtors have historically prepared financial statements on a consolidated basis, and it is on this basis that the Debtors continue to prepare and report financials in the ordinary course of business, certain estimates and proration were used to determine the amounts of prepetition payables to include for each Debtor entity. In connection with the commencement of these chapter 11 cases, the Debtors instituted new practices and procedures to distinguish between prepetition and postpetition liabilities in their accounting and financial systems. Certain liabilities remain subject to ongoing review and analysis. As the Debtors continue this review and analysis, the allocation of liabilities between prepetition and postpetition periods may change.

Part 3. Assets Sold or Transferred.

- From time to time, in the ordinary course of business or otherwise, the Debtors may sell certain property. The Debtors expect that certain asset sales and transfers may be consummated in accordance with the *Order (I) Authorizing and Establishing Procedures for the De Minimis Asset Transactions, (II) Authorizing and Establishing Procedures for De Minimis Asset Abandonment, (III) Approving the Form and Manner of the Notice of De Minimis Asset Transactions and Abandonment, (IV) Authorizing the Payment of Fees and Expenses Incurred in Connection Therewith, and (V) Granting Related Relief* entered on July 22, 2025 (the “De Minimis Sales Order”) [Docket No. 304].

Part 4. Income Statement.

- Selling expenses and general administrative expenses (items 4(d) and 4(e)). Selling expenses and general administrative expenses are reported together in the Debtors’ income statements as “selling, general and administrative expenses.”
- Other expenses (item 4(f)). This line item includes research and development costs, restructuring expenses, other income, other expenses, finance income, other finance costs, and share of profit of associates and joint ventures. Restructuring expenses include costs for restructuring plans and other exit and disposal activities.
- Depreciation and/or amortization (item 4(h)). Depreciation is recorded within cost of sales, selling, general, and administrative expenses, and research and development costs on the Debtors’ income statements. The amounts presented in item 4(h) reflect depreciation of distribution buildings and transport vehicles used for selling activities and industrial buildings, plant, machinery, and equipment used for research and development activities.
- Reorganization items (item 4(j)). The Debtors have not historically and do not now maintain records of reorganization items, since “reorganization items” is not a principle

recognized under IFRS. Reorganization items represent expenses incurred as a result of filing the chapter 11 cases, including the accrued fees and expenses of chapter 11 professionals consistent with the budget approved in connection with the Debtors' postpetition financing. The amounts reported in item 4(j) are recorded in the Debtors' income statements under "selling, general and administrative expenses" and "restructuring expenses."

Part 5. Professional Fees and Expenses.

- Payments to professionals are made pursuant to various orders of the Court, including the *Order (I) Establishing Procedures for Interim Compensation and Reimbursement of Expenses for Retained Professionals and (II) Granting Related Relief* [Docket No. 477] and the *Order (I) Authorizing the Debtors to Retain and Compensate Professionals Utilized in the Ordinary Course of Business and (II) Granting Related Relief* [Docket No. 487].
- All professional fees and expenses (item 5(c)). This line item provides the total of professional fees and expenses presented in item 5(a) and item 5(b) as well as professional fees and expenses paid for professionals employed by any official committee appointed by the U.S. Trustee.

Part 6. Postpetition Taxes.

- The Debtors have various country finance teams that are involved in accounting for income taxes, sales and use taxes, property taxes, and regulatory and other governmental fees. Based on the nature of the Debtors' accounting systems and the limited time available to prepare the MOR, the Debtors have reported U.S. postpetition taxes only in Part 6.

Part 7. Questionnaire.

- Question 7(a). In accordance with relief granted by the Court on certain of the Debtors' first day motions, the Debtors have made certain payments on account of prepetition obligations. Further details regarding the relief requested, the relief granted, and the payments projected to be made by the Debtors is set forth in the applicable first day motions and orders. Question (a) has been answered "Yes" where payments have been made on prepetition obligations as authorized by the first day motions.
- Question 7(c). Marelli Holdings Co., Ltd. responded "Yes" where employee or director compensation payments were confirmed to have been made to insiders in the ordinary course of business.
- Question 7(g). In connection with the Debtors' commencement of the chapter 11 cases, the Debtors requested authorization for and approval of postpetition financing under the Debtors' postpetition debtor-in-possession financing facility, which authorization and approval were granted by the Court by a first interim order dated June 12, 2025 [Docket No. 109], a second interim order dated July 25, 2025 [Docket No. 355], and a final order

dated July 30, 2025 [Docket No. 449]. The Debtors made no new draws or other borrowings under the financing facility during the Reporting Period.

- Question 7(h). Question (h) has been answered “Yes” where payments to Debtor retained professionals or ordinary course professionals have been made, as detailed in Part 5.
- Question 7(i). In addition to workers’ compensation insurance, the company has employers’ liability coverage for Debtors in non-U.S. countries through government-administered programs or employers’ liability extensions under the general liability insurance. The Debtors are current on related premiums where applicable.

In re Marelli Automotive Lighting USA LLC

Case No.: 25-11034

Balance Sheets of the Debtor Entities as of February 28, 2026

(in USD thousands)

	25-11035	25-11038	25-11044	25-11045	25-11048	25-11051	25-11055	25-11060	25-11064	25-11068	25-11073	25-11076	25-11080	25-11087
	Automotive Lighting UK Limited	Calsonic Kansei (Shanghai) Corporation	CK Trading de México, S. de R.L. de C.V.	Magneti Marelli Argentina S.A.	Magneti Marelli Conjuntos de Escape S.A.	Magneti Marelli do Brasil Indústria e Comércio S.A.	Magneti Marelli Repuestos S.A.	Marelli (China) Co., Ltd	Marelli (China) Holding Company	Marelli (Guangzhou) Corporation	Marelli (Thailand) Co., Ltd	Marelli (Xiang Yang) Corporation	Marelli Aftermarket Germany GmbH	Marelli Aftermarket Italy S.p.A.
Assets														
Current assets														
Cash and cash equivalents	\$ 1	\$ 37	\$ 14,734	\$ 14	\$ 2,260	\$ 138	\$ 527	\$ 298	\$ 145,196	\$ 1,065	\$ 15,614	\$ 189	\$ 296	\$ 200
Trade receivables	4,130	0	216,585	-	1,484	-	633	17,909	2,578	22,710	98,665	5,366	3,082	52,233
Inventories	-	-	-	0	1,244	-	904	698	-	2,234	21,743	542	590	36,756
Other assets	718	1	239,494	50	1,716	7,857	1,542	501	14,424	2,690	5,309	15,785	1,169	42,269
Other financial assets	0	128,800	141,515	-	(0)	-	-	11,677	199,992	190,658	239,805	51,085	17,977	20,886
Total current assets	4,849	128,838	612,328	64	6,704	7,995	3,605	31,082	362,189	219,357	381,136	72,967	23,115	152,343
Non-current assets														
Property, plant and equipment	-	(0)	-	-	292	-	3	1,786	943	4,444	10,840	294	36	32
Intangible assets	-	-	-	-	-	0	0	78	1,528	-	30	(0)	-	3,856
Goodwill	-	-	-	-	-	-	-	-	-	-	-	-	126	32,235
Right-of-use assets	0	9	-	-	155	-	26	5,979	708	(0)	58	(0)	301	12,786
Investments in associates and joint ventures	-	-	-	-	-	-	-	-	-	-	-	-	-	-
Deferred tax assets	-	69	2,334	32	8	-	597	(0)	(0)	2,181	2,521	649	16	5,085
Other assets	-	-	-	-	-	-	-	-	-	-	-	-	-	-
Other non-current financial assets	-	-	6	2	-	4,632	-	-	74,684	-	450	-	-	81,719
Total non-current assets	0	77	2,340	33	456	4,632	625	7,843	77,863	6,625	13,900	942	478	135,712
Total assets	\$ 4,849	\$ 128,916	\$ 614,668	\$ 98	\$ 7,160	\$ 12,528	\$ 4,231	\$ 38,925	\$ 440,052	\$ 225,981	\$ 395,036	\$ 73,910	\$ 23,594	\$ 288,056
Liabilities and equity														
Liabilities														
Current liabilities														
Trade payables	\$ 3,380	\$ 54	\$ 301,049	\$ 6	\$ 1,114	\$ 212	\$ 1,218	\$ 12,726	\$ 3,360	\$ 54,795	\$ 69,822	\$ 16,606	\$ 13,112	\$ 88,331
Interest-bearing loans and borrowings	702	116,017	-	-	(0)	9,526	-	12,626	143,305	17,133	-	11,038	-	3,506
Lease liabilities	-	9	-	-	343	-	32	8,739	969	-	111	0	308	14,225
Income tax payable	-	13	(820)	-	311	-	0	-	(0)	1,423	1,475	0	1,052	3,439
Other current liabilities	581	19	260,140	0	1,334	3	129	3,983	3,168	2,209	(29)	173	504	1,944
Other current financial liabilities	-	-	26,812	0	-	(0)	26	(0)	(0)	-	-	0	1	166
Total current liabilities	4,663	116,112	587,181	6	3,102	9,740	1,405	38,073	150,802	75,560	71,379	27,817	14,977	111,610
Non-current liabilities														
Net employee defined benefit liabilities	11,189	-	315	-	125	-	11	810	151	405	3,440	30	74	2,199
Provisions	-	-	362	(0)	1	2,377	0	3,893	213	90	1,707	52	268	2,101
Deferred tax liabilities	-	-	-	-	0	0	-	-	55	556	-	-	-	453
Total non-current liabilities	11,189	-	678	(0)	127	2,377	11	4,703	419	1,052	5,147	81	342	4,753
Total liabilities	15,852	116,112	587,858	6	3,229	12,117	1,416	42,776	151,221	76,612	76,526	27,898	15,319	116,364
Equity														
Issued capital	75,962	3,258	-	2	730	19	188	20,840	76,605	22,809	27,344	7,488	118	8,264
Share premium	-	-	0	213	-	-	-	-	-	-	-	-	-	-
Treasury stock	-	-	-	-	-	-	-	-	-	-	-	-	-	-
Other components of equity	(39,334)	0	1	(0)	0	0	0	(0)	(0)	(0)	(0)	0	(0)	(172)
Retained earnings	(47,631)	9,545	26,809	(124)	3,201	391	2,626	(24,690)	212,226	126,560	291,166	38,524	8,156	163,600
Non-controlling interests	-	-	-	-	-	-	-	-	-	-	-	-	-	-
Total equity	(11,003)	12,804	26,810	92	3,931	410	2,815	(3,850)	288,831	149,369	318,510	46,011	8,274	171,692
Total liabilities and equity	\$ 4,849	\$ 128,916	\$ 614,668	\$ 98	\$ 7,160	\$ 12,528	\$ 4,231	\$ 38,925	\$ 440,052	\$ 225,981	\$ 395,036	\$ 73,910	\$ 23,594	\$ 288,056

In re Marelli Automotive Lighting USA LLC

Case No.: 25-11034

Balance Sheets of the Debtor Entities as of February 28, 2026

(in USD thousands)

	25-11093	25-11043	25-11049	25-11053	25-11056	25-11057	25-11063	25-11066	25-11070	25-11074	25-11078	25-11082	25-11086	25-11092
	Marelli Aftermarket Poland Sp. z o.o.	Marelli Aftermarket Spain S.L.	Marelli AfterSales Co., Ltd.	Marelli Argentan France	Marelli Automotive Chassis System (Guangzhou) Co., Ltd.	Marelli Automotive Components (Guangzhou) Corporation	Marelli Automotive Components (Wuhu) Co., Ltd.	Marelli Automotive Components (Wuxi) Corporation	Marelli Automotive Electronics (Guangzhou) Co., Ltd.	Marelli Automotive Lighting (Foshan) Co., Ltd.	Marelli Automotive Lighting France	Marelli Automotive Lighting Italy S.p.A.	Marelli Automotive Lighting Jihlava (Czech Republic) S.R.O.	Marelli Automotive Lighting Juárez Mexico, S.A de C.V.
Assets														
Current assets														
Cash and cash equivalents	\$ 1,658	\$ 325	\$ -	\$ 373	\$ 524	\$ 402	\$ 5,301	\$ 1,140	\$ 974	\$ 457	\$ 284	\$ 123	\$ 1,763	\$ 5,521
Trade receivables	4,413	2,511	-	6,437	2,077	32,139	107,629	68,949	211,663	9,350	11,913	169,680	177,710	2,133
Inventories	22,446	2,210	-	0	675	5,097	23,696	5,072	36,138	6,433	(90)	59,239	80,292	4,858
Other assets	1,291	338	-	2,654	1,434	8,483	8,340	116,725	116,725	1,305	3,222	34,787	27,018	76,756
Other financial assets	21,054	18	-	-	4,182	70,942	250,366	58,396	178,739	56,967	-	15,681	13,483	38,306
Total current assets	50,862	5,401	-	9,464	8,892	117,063	395,331	143,581	544,238	74,512	15,329	279,509	300,264	127,574
Non-current assets														
Property, plant and equipment	32	-	-	0	1,771	20,086	44,650	18,332	26,295	10,559	356	73,493	124,834	50,249
Intangible assets	18	-	-	-	(0)	0	13,764	0	30,312	3,969	-	33,147	65	226
Goodwill	-	5,288	-	-	-	-	-	-	-	-	-	-	-	-
Right-of-use assets	290	115	-	-	1,842	5,750	8,840	2,016	12,375	1,981	321	6,928	18,132	1,045
Investments in associates and joint ventures	-	-	-	-	-	-	-	-	-	-	-	-	-	-
Deferred tax assets	2,995	56	-	30	-	5,216	11,536	2,425	13,131	3,558	-	-	7,347	15,055
Other assets	-	-	-	-	-	-	-	-	-	-	-	-	-	-
Other non-current financial assets	-	-	-	-	-	-	-	(0)	-	-	-	(21,103)	-	-
Total non-current assets	3,335	5,459	-	31	3,613	31,052	78,790	22,774	82,113	20,067	677	92,466	150,378	66,575
Total assets	\$ 54,197	\$ 10,860	\$ -	\$ 9,495	\$ 12,505	\$ 148,115	\$ 474,121	\$ 166,355	\$ 626,351	\$ 94,579	\$ 16,006	\$ 371,975	\$ 450,642	\$ 194,149
Liabilities and equity														
Liabilities														
Current liabilities														
Trade payables	\$ 30,486	\$ 6,875	\$ -	\$ 1,391	\$ 3,876	\$ 47,272	\$ 122,823	\$ 39,610	\$ 97,361	\$ 19,208	\$ 1,909	\$ 223,873	\$ 178,934	\$ 24,316
Interest-bearing loans and borrowings	(12)	10	-	143	49,224	10,250	21,357	48,357	113,152	8,190	-	86	-	46,640
Lease liabilities	316	116	-	-	1,875	-	12,759	1,579	17,354	2,321	353	7,310	21,660	1,034
Income tax payable	485	-	-	19	-	805	-	-	42	0	36	10,408	3,282	2,169
Other current liabilities	534	217	-	799	712	1,681	21,823	2,416	111,075	4,506	985	82,248	14,953	10,459
Other current financial liabilities	1	2,807	-	46,839	-	0	293	0	1,839	0	41,023	7,985	7	(0)
Total current liabilities	31,810	10,026	-	49,191	55,688	60,008	179,055	91,962	340,824	34,224	44,306	331,910	218,836	84,618
Non-current liabilities														
Net employee defined benefit liabilities	660	41	-	237	29	563	853	236	817	138	895	15,989	2,871	5,775
Provisions	42	70	-	460	487	934	2,851	1,603	3,110	477	901	7,209	7,180	3,533
Deferred tax liabilities	179	-	-	-	-	1,766	-	(0)	0	1,036	6	-	-	-
Total non-current liabilities	882	110	-	698	516	3,264	3,704	1,839	3,927	1,651	1,802	23,198	10,051	9,307
Total liabilities	32,692	10,136	-	49,889	56,204	63,271	182,759	93,801	344,751	35,875	46,108	355,108	228,887	93,925
Equity														
Issued capital	559	4	-	2,158	10,243	27,284	33,544	43,527	17,747	13,007	6,061	14,166	45,169	200
Share premium	-	-	-	-	-	-	-	(0)	-	-	-	-	-	-
Treasury stock	-	-	-	-	-	-	-	-	-	-	-	-	-	-
Other components of equity	(14)	0	-	1,141	0	0	0	(0)	0	(0)	243	(2,760)	(5)	(4,751)
Retained earnings	20,960	720	-	(43,692)	(53,942)	57,560	257,817	29,027	263,854	45,697	(36,407)	5,461	176,591	104,774
Non-controlling interests	-	-	-	-	-	-	-	-	-	-	-	-	-	-
Total equity	21,505	724	-	(40,393)	(43,699)	84,844	291,362	72,554	281,600	58,704	(30,102)	16,867	221,755	100,223
Total liabilities and equity	\$ 54,197	\$ 10,860	\$ -	\$ 9,495	\$ 12,505	\$ 148,115	\$ 474,121	\$ 166,355	\$ 626,351	\$ 94,579	\$ 16,006	\$ 371,975	\$ 450,642	\$ 194,149

In re Marelli Automotive Lighting USA LLC

Case No.: 25-11034

Balance Sheets of the Debtor Entities as of February 28, 2026

(in USD thousands)

	25-11096	25-11034	25-11100	25-11041	25-11054	25-11059	25-11069	25-11077	25-11085	25-11098	25-11102	25-11103	25-11104	25-11105
	Marelli Automotive Lighting Tepozotlán México, S. de R.L. de C.V.	Marelli Automotive Lighting USA LLC	Marelli Automotive Systems Europe PLC	Marelli Automotive Systems UK Limited	Marelli Bielsko-Biala Poland Sp. z o.o.	Marelli Business Service (Dalian) Co., Ltd.	Marelli Business Service Corp.	Marelli Cabin Comfort Mexicana, S.A. de C.V.	Marelli Cabin Comfort Trading de México, S. de R.L. de C.V.	Marelli Cluj Romania S.R.L.	Marelli Copaf do Brasil Ltda	Marelli Corporation	Marelli do Brasil Indústria e Comércio Ltda.	Marelli eAxe Torino S.R.L.
Assets														
Current assets														
Cash and cash equivalents	\$ 838	\$ 6,847	\$ 106	\$ 2,953	\$ 3,047	\$ 86	\$ -	\$ -	\$ -	\$ 692	\$ 7,925	\$ 16,507	\$ 5,049	\$ 371
Trade receivables	4,491	281,200	-	79,575	32,245	11,838	-	-	-	6,669	49,448	424,090	5,282	-
Inventories	2,270	73,566	-	17,955	16,303	-	-	-	-	-	49,564	64,144	7,081	-
Other assets	9,781	30,721	0	18,284	15,143	1,232	-	-	-	396	10,584	144,690	12,748	37
Other financial assets	(1,804)	116,308	2,352	4,417	6,296	1,899	-	-	-	1	3,532	5,306,625	-	-
Total current assets	15,577	508,641	2,458	123,184	73,035	15,055	-	-	-	7,759	121,053	5,956,056	30,160	407
Non-current assets														
Property, plant and equipment	4,451	70,887	-	41,354	46,087	161	-	-	-	315	3,046	123,357	2,820	-
Intangible assets	835	15,067	-	-	11	184	-	-	-	42	986	61,714	-	10
Goodwill	-	-	-	-	-	-	-	-	-	-	(0)	-	-	-
Right-of-use assets	76	(0)	-	5,176	6,529	240	-	-	-	1,348	7,443	5,867	-	-
Investments in associates and joint ventures	-	-	-	-	-	-	-	-	-	-	-	-	-	-
Deferred tax assets	-	0	-	(0)	1,627	16	-	-	-	-	16,703	-	1,093	2
Other assets	-	-	-	-	-	-	-	-	-	-	-	11,602	-	-
Other non-current financial assets	0	-	56,895	-	-	-	-	-	-	-	44	854,161	-	-
Total non-current assets	5,362	85,954	56,895	46,530	54,254	601	-	-	-	1,705	28,222	1,056,702	3,913	12
Total assets	\$ 20,938	\$ 594,595	\$ 59,353	\$ 169,713	\$ 127,288	\$ 15,657	\$ -	\$ -	\$ -	\$ 9,464	\$ 149,275	\$ 7,012,758	\$ 34,073	\$ 419
Liabilities and equity														
Liabilities														
Current liabilities														
Trade payables	\$ 29,814	\$ 347,080	\$ -	\$ 149,582	\$ 113,158	\$ 204	\$ -	\$ -	\$ -	\$ 2,860	\$ 43,655	\$ 475,220	\$ 9,436	\$ 6
Interest-bearing loans and borrowings	60	21,665	1	197,929	279	16,887	-	-	-	-	4,003	7,388,495	14,388	-
Lease liabilities	85	-	-	4,208	6,848	224	-	-	-	1,294	8,938	19,925	-	-
Income tax payable	-	-	-	-	124	-	-	-	-	-	321	2,772	24	-
Other current liabilities	7,249	64,230	0	32,110	1,634	1,418	-	-	-	695	44,311	359,832	3,590	1
Other current financial liabilities	-	6,416	-	(0)	4,386	(0)	-	-	-	649	0	72,950	-	1
Total current liabilities	37,207	439,391	1	383,829	126,429	18,734	-	-	-	5,498	101,228	8,319,195	27,438	8
Non-current liabilities														
Net employee defined benefit liabilities	429	346	-	6,034	3,091	168	-	-	-	4	305	30,669	21	-
Provisions	764	52,137	-	785	526	-	-	-	-	-	1,700	13,105	499	21
Deferred tax liabilities	-	-	-	-	-	(51)	-	-	-	-	-	6,227	-	-
Total non-current liabilities	1,194	52,482	-	6,819	3,617	117	-	-	-	4	2,005	50,001	520	21
Total liabilities	38,401	491,873	1	390,648	130,046	18,851	-	-	-	5,502	103,233	8,369,196	27,958	29
Equity														
Issued capital	49,061	25,001	67,445	21,865	19,576	1	-	-	-	2,087	35,156	2,564	8,368	354
Share premium	-	-	94,048	-	-	-	-	-	-	-	-	1,644,395	-	-
Treasury stock	-	-	-	-	-	-	-	-	-	-	-	(25,143)	-	-
Other components of equity	(98)	(0)	(0)	22,838	(289)	(0)	-	-	-	0	(220)	(25,797)	0	-
Retained earnings	(66,426)	77,721	(102,141)	(265,637)	(22,045)	(3,196)	-	-	-	1,874	11,106	(2,952,457)	(2,253)	35
Non-controlling interests	-	-	-	-	-	-	-	-	-	-	-	-	-	-
Total equity	(17,463)	102,722	59,352	(220,934)	(2,758)	(3,195)	-	-	-	3,962	46,042	(1,356,437)	6,115	390
Total liabilities and equity	\$ 20,938	\$ 594,595	\$ 59,353	\$ 169,713	\$ 127,288	\$ 15,657	\$ -	\$ -	\$ -	\$ 9,464	\$ 149,275	\$ 7,012,758	\$ 34,073	\$ 419

In re Marelli Automotive Lighting USA LLC

Case No.: 25-11034

Balance Sheets of the Debtor Entities as of February 28, 2026

(in USD thousands)

	25-11106	25-11107	25-11108	25-11109	25-11037	25-11040	25-11047	25-11052	25-11061	25-11065	25-11071	25-11079	25-11083	25-11088
	Marelli Engineering (Shanghai) Co., Ltd.	Marelli EPT Strasbourg (France)	Marelli España S.A.	Marelli Europe S.p.A.	Marelli France	Marelli Fukushima Corporation	Marelli Germany GmbH	Marelli Global Business Services America, S. de R.L. de C.V.	Marelli Global Business Services Europe s.r.o.	Marelli Holding USA LLC	Marelli Holdings Co., Ltd.	Marelli Indústria e Comércio de Componentes Automotivos Brasil Ltda.	Marelli International Trading (Shanghai) Co., Ltd	Marelli Iwashiro Corp.
Assets														
Current assets														
Cash and cash equivalents	\$ 139	\$ 260	\$ 624	\$ 74,054	\$ 2,953	\$ 1,287	\$ 3,751	\$ 1,320	\$ 7	\$ -	\$ 744	\$ 3,261	\$ 3,943	\$ -
Trade receivables	585	472	125,640	539,848	68,323	43,938	350,592	4,873	5,654	-	234,022	12,989	4,295	-
Inventories	-	-	47,073	77,582	27,890	11,150	5,362	-	-	-	-	6,947	2,525	-
Other assets	297	2,766	23,168	192,593	30,881	351	101,561	4,745	210	-	6,418	2,513	230	-
Other financial assets	2,637	149	1,062	1,502,830	157,853	8,855	1,563,360	275	(1,935)	-	5,839,797	52,230	13,849	-
Total current assets	3,658	3,648	197,567	2,386,906	287,899	65,580	2,024,627	11,213	3,935	-	6,080,981	77,940	24,843	-
Non-current assets														
Property, plant and equipment	(0)	1,047	60,811	217,393	23,032	13,741	11,126	87	406	-	-	13,481	2	-
Intangible assets	128	19	28,700	92,627	(16)	7	24,651	227	1,241	-	12,532	36	35	-
Goodwill	-	-	-	2,980,109	204	-	-	-	-	-	-	(0)	-	-
Right-of-use assets	0	2	2,674	11,090	75	0	23,158	1,997	894	-	-	450	361	-
Investments in associates and joint ventures	-	-	-	-	-	-	-	-	-	-	-	-	-	-
Deferred tax assets	2	-	7,004	-	23,362	1,997	0	533	294	-	-	663	987	-
Other assets	-	-	-	-	-	893	-	-	-	-	-	-	-	-
Other non-current financial assets	2	354	-	576,992	83	0	4,230,046	-	-	-	5	-	-	-
Total non-current assets	133	1,423	99,189	3,878,210	46,739	16,838	4,289,881	2,845	2,835	-	12,537	14,630	1,385	-
Total assets	\$ 3,791	\$ 5,071	\$ 296,756	\$ 6,265,117	\$ 334,638	\$ 82,218	\$ 6,314,507	\$ 14,057	\$ 6,770	\$ -	\$ 6,093,518	\$ 92,570	\$ 26,227	\$ -
Liabilities and equity														
Liabilities														
Current liabilities														
Trade payables	\$ 339	\$ 6,038	\$ 106,298	\$ 520,818	\$ 149,264	\$ 40,686	\$ 208,885	\$ 7,063	\$ 844	\$ -	\$ 323,709	\$ 7,864	\$ 9,341	\$ -
Interest-bearing loans and borrowings	1,465	2,179	653	1,878,981	30	-	3,984,167	2,701	6,573	-	4,774,229	-	1,463	-
Lease liabilities	0	2	2,910	11,965	82	2	23,423	3,118	942	-	-	501	552	-
Income tax payable	(0)	-	-	6,579	5,382	728	-	87	-	-	8	772	75	-
Other current liabilities	215	457	6,222	156,107	16,119	2,155	17,193	4,845	935	-	102,760	7,561	1,020	-
Other current financial liabilities	-	1	212,639	2,084,169	26,134	-	680,701	140	1	-	-	0	0	-
Total current liabilities	2,019	8,677	328,722	4,658,620	197,011	43,571	4,914,369	17,953	9,294	-	5,200,706	16,698	12,451	-
Non-current liabilities														
Net employee defined benefit liabilities	244	5	134	41,351	5,189	2,588	99,950	1,062	498	-	165	171	55	-
Provisions	-	759	10,526	29,740	9,479	139	9,818	(47)	5	-	-	147	302	-
Deferred tax liabilities	-	14	-	-	37	-	0	-	-	-	-	-	(0)	-
Total non-current liabilities	244	778	10,660	71,091	14,705	2,726	109,768	1,015	502	-	165	318	357	-
Total liabilities	2,263	9,456	339,382	4,729,710	211,716	46,297	5,024,137	18,968	9,797	-	5,200,871	17,016	12,808	-
Equity														
Issued capital	610	18,888	922	300,232	22,508	577	1,570	0	6	-	641	42,114	188	-
Share premium	-	-	-	-	-	18,253	-	-	-	-	2,420,136	-	-	-
Treasury stock	-	-	-	-	-	-	-	-	-	-	-	-	-	-
Other components of equity	0	(68)	0	(16,182)	395	(307)	(9,437)	45	0	-	0	1	0	-
Retained earnings	918	(23,205)	(43,547)	1,251,357	100,019	17,398	1,298,237	(4,956)	(3,032)	-	(1,528,131)	33,437	13,231	-
Non-controlling interests	-	-	-	-	-	-	-	-	-	-	-	-	-	-
Total equity	1,528	(4,385)	(42,625)	1,535,406	122,922	35,921	1,290,370	(4,911)	(3,027)	-	892,647	75,553	13,419	-
Total liabilities and equity	\$ 3,791	\$ 5,071	\$ 296,756	\$ 6,265,117	\$ 334,638	\$ 82,218	\$ 6,314,507	\$ 14,057	\$ 6,770	\$ -	\$ 6,093,518	\$ 92,570	\$ 26,227	\$ -

In re Marelli Automotive Lighting USA LLC

Case No.: 25-11034

Balance Sheets of the Debtor Entities as of February 28, 2026

(in USD thousands)

	25-11090	25-11094	25-11097	25-11099	25-11101	25-11036	25-11039	25-11042	25-11046	25-11050	25-11058	25-11062	25-11067	25-11072
	Marelli Kechneç Slovakia s.r.o.	Marelli Kyushu Corporation	Marelli Mako Turkey Elektrik Sanayi Ve Ticaret Anonim Sirketi	Marelli Mexicana, S.A. de C.V.	Marelli Morocco LLC	Marelli North America, Inc.	Marelli North Carolina USA LLC	Marelli Ploiesti Romania S.R.L.	Marelli Powertrain (Hefei) Co., Ltd.	Marelli R&D Co., Ltd.	Marelli Ride Dynamics México, S. de R.L. de C.V.	Marelli Sistemas Automotivos Indústria e Comércio Brasil Ltda	Marelli Smart Me Up	Marelli Sophia Antipolis France
Assets														
Current assets														
Cash and cash equivalents	\$ 18	\$ 1,286	\$ 22,323	\$ 1,321	\$ 399	\$ 30,009	\$ (0)	\$ 974	\$ 1,584	\$ 268	\$ 479	\$ 31,855	\$ 6	\$ 7
Trade receivables	68,486	57,384	54,650	254,567	24,567	642,613	(0)	9,141	19,630	841	6,644	132,565	1,648	43
Inventories	34,008	7,761	23,297	-	5,164	156,726	(0)	7,844	5,515	-	12,344	127,245	-	-
Other assets	33,986	555	5,611	37,104	5,547	57,821	0	2,365	1,808	122	32,322	110,765	442	395
Other financial assets	16,740	18,396	36	128	0	1,436,552	-	(1)	9,627	11,080	89,673	2,980	-	2,212
Total current assets	153,239	85,382	105,916	293,120	35,677	2,323,722	-	20,323	38,165	12,311	141,461	405,409	2,095	2,657
Non-current assets														
Property, plant and equipment	68,921	37,260	76,053	33,920	23,420	107,019	(0)	23,157	13,154	83	17,266	210,619	-	-
Intangible assets	1,452	15	14,435	129	11,369	22,419	-	35	103	-	78	16,219	-	-
Goodwill	-	-	-	-	-	8,860	-	-	-	-	-	(0)	-	-
Right-of-use assets	228	12	10,564	2,109	4,395	24,391	-	-	2,059	-	4,090	6,024	-	-
Investments in associates and joint ventures	-	-	-	-	-	-	-	-	-	632	-	-	-	-
Deferred tax assets	7,938	1,324	-	14,592	0	0	-	-	9,972	140	4,025	37,463	-	-
Other assets	-	2,387	-	-	-	(0)	-	-	-	-	-	-	-	-
Other non-current financial assets	-	-	-	1	-	53,124	-	-	-	-	-	75,553	-	-
Total non-current assets	78,540	40,999	101,052	50,751	39,184	215,813	(0)	23,192	25,288	855	25,459	345,877	-	-
Total assets	\$ 231,778	\$ 126,381	\$ 206,969	\$ 343,871	\$ 74,861	\$ 2,539,535	\$ (0)	\$ 43,516	\$ 63,453	\$ 13,166	\$ 166,920	\$ 751,287	\$ 2,095	\$ 2,657
Liabilities and equity														
Liabilities														
Current liabilities														
Trade payables	\$ 111,765	\$ 50,474	\$ 46,171	\$ 12,161	\$ 24,492	\$ 763,722	\$ 0	\$ 18,869	\$ 33,859	\$ 424	\$ 90,486	\$ 164,546	\$ 291	\$ 7
Interest-bearing loans and borrowings	6	-	-	-	65	1,400,171	-	(0)	32,787	2,196	484	33,532	-	-
Lease liabilities	244	16	2,551	2,569	5,189	37,243	-	-	12,482	793	4,624	7,436	-	-
Income tax payable	(47)	900	124	1,803	(0)	(443)	-	127	731	24	(0)	3,105	(706)	-
Other current liabilities	3,520	4,845	12,895	76,104	1,363	147,383	(0)	1,012	2,079	172	71,123	157,425	32	2
Other current financial liabilities	6,070	0	-	65,148	20,780	(0)	(0)	28,724	-	0	0	(1)	2,113	1
Total current liabilities	121,558	56,235	61,742	157,786	51,889	2,348,076	(0)	48,733	81,938	3,610	166,716	366,044	1,730	10
Non-current liabilities														
Net employee defined benefit liabilities	113	5,808	8,471	19,894	-	19,077	0	587	86	127	647	1,372	-	-
Provisions	22,068	319	398	-	6,034	27,060	0	227	1,419	-	153	13,286	236	-
Deferred tax liabilities	-	-	5,039	-	-	-	-	(0)	(0)	-	(0)	13,280	-	-
Total non-current liabilities	22,182	6,127	13,908	19,894	6,034	46,137	0	814	1,505	127	800	27,938	236	-
Total liabilities	143,740	62,362	75,650	177,680	57,924	2,394,213	0	49,547	83,443	3,737	167,516	393,982	1,966	10
Equity														
Issued capital	121,599	577	1	4	38,070	400	0	4,313	10,207	4,984	5,369	228,275	66	717
Share premium	-	42,278	-	20,273	-	1,129,312	-	-	-	-	-	-	-	-
Treasury stock	-	-	-	-	-	-	-	-	-	-	-	-	-	-
Other components of equity	0	(3,345)	99,656	(7,419)	0	(15,614)	(0)	0	0	(0)	(663)	(9)	-	-
Retained earnings	(33,561)	24,509	31,662	153,333	(21,133)	(968,776)	-	(10,345)	(30,197)	4,446	(5,302)	129,040	63	1,930
Non-controlling interests	-	-	-	-	-	-	-	-	-	-	-	-	-	-
Total equity	88,038	64,019	131,318	166,191	16,937	145,322	(0)	(6,032)	(19,990)	9,429	(596)	357,305	129	2,647
Total liabilities and equity	\$ 231,778	\$ 126,381	\$ 206,969	\$ 343,871	\$ 74,861	\$ 2,539,535	\$ (0)	\$ 43,516	\$ 63,453	\$ 13,166	\$ 166,920	\$ 751,287	\$ 2,095	\$ 2,657

In re Marelli Automotive Lighting USA LLC

Case No.: 25-11034

Balance Sheets of the Debtor Entities as of February 28, 2026

(in USD thousands)

	25-11075	25-11081	25-11084	25-11089	25-11091	25-11095
	Marelli Sosnowiec Poland Sp. z. o.o.	Marelli Suspension Systems Italy S.P.A.	Marelli Tennessee USA LLC	Marelli Toluca México S. de R.L. de C.V.	Marelli Tooling (Guangzhou) Corporation	Marelli Yokohama Co., Ltd.
Assets						
Current assets						
Cash and cash equivalents	\$ 2,981	\$ 84	\$ 6,171	\$ 1,086	\$ 7	\$ 641
Trade receivables	88,293	93,900	23,129	243,926	0	2,338
Inventories	35,330	17,661	32,652	103,526	(0)	1,454
Other assets	28,246	9,773	6,089	142,704	76	2,858
Other financial assets	4,953	162,613	6,240	7,370	1,954	21,073
Total current assets	159,803	284,032	74,281	498,612	2,037	28,364
Non-current assets						
Property, plant and equipment	137,791	51,872	37,657	112,235	502	743
Intangible assets	19,688	4,267	10,255	23,256	(0)	-
Goodwill	-	4,281	-	-	-	-
Right-of-use assets	8,361	431	0	26,662	895	219
Investments in associates and joint ventures	-	-	-	-	-	-
Deferred tax assets	(0)	-	-	72,014	0	324
Other assets	-	-	-	-	-	-
Other non-current financial assets	-	49,090	-	0	-	-
Total non-current assets	165,840	109,941	47,912	234,167	1,397	1,286
Total assets	\$ 325,643	\$ 393,972	\$ 122,193	\$ 732,779	\$ 3,433	\$ 29,650
Liabilities and equity						
Liabilities						
Current liabilities						
Trade payables	\$ 189,465	\$ 160,967	\$ 196,138	\$ 598,188	\$ 152	\$ 11,538
Interest-bearing loans and borrowings	65,717	667	0	5,221	2,638	2
Lease liabilities	8,608	452	(0)	30,594	-	295
Income tax payable	70	-	-	2,835	-	-
Other current liabilities	9,251	114,207	62,095	148,940	32	3,208
Other current financial liabilities	29,971	2,254	60,979	104,842	-	-
Total current liabilities	303,082	278,547	319,211	890,620	2,822	15,043
Non-current liabilities						
Net employee defined benefit liabilities	9,786	16,244	303	3,125	0	642
Provisions	2,020	65	3,887	11,635	-	-
Deferred tax liabilities	(0)	-	-	-	-	-
Total non-current liabilities	11,806	16,309	4,190	14,760	0	642
Total liabilities	314,889	294,856	323,401	905,379	2,822	15,685
Equity						
Issued capital	23,334	44,413	1,300	137,471	10,483	2,308
Share premium	-	-	-	-	-	-
Treasury stock	-	-	-	-	-	-
Other components of equity	(167)	(6,164)	0	(17)	(0)	178
Retained earnings	(12,413)	60,868	(202,508)	(310,054)	(9,872)	11,478
Non-controlling interests	-	-	-	-	-	-
Total equity	10,755	99,117	(201,208)	(172,600)	611	13,965
Total liabilities and equity	\$ 325,643	\$ 393,972	\$ 122,193	\$ 732,779	\$ 3,433	\$ 29,650

In re Marelli Automotive Lighting USA LLC

Case No.: 25-11034

Statements of Profit (Loss) of the Debtor Entities for February 1, 2026 through February 28, 2026

(in USD thousands)

	25-11035	25-11038	25-11044	25-11045	25-11048	25-11051	25-11055	25-11060	25-11064	25-11068	25-11073	25-11076	25-11080	25-11087
	Automotive Lighting UK Limited	Calsonic Kansei (Shanghai) Corporation	CK Trading de México, S. de R.L. de C.V.	Magneti Marelli Argentina S.A.	Magneti Marelli Conjuntos de Escape S.A.	Magneti Marelli do Brasil Indústria e Comércio S.A.	Magneti Marelli Repuestos S.A.	Marelli (China) Co., Ltd	Marelli (China) Holding Company	Marelli (Guangzhou) Corporation	Marelli (Thailand) Co., Ltd	Marelli (Xiang Yang) Corporation	Marelli Aftermarket Germany GmbH	Marelli Aftermarket Italy S.p.A.
Revenue	\$ -	\$ -	\$ 57,752	\$ -	\$ 1,051	\$ -	\$ 289	\$ 2,203	\$ -	\$ 3,478	\$ 9,820	\$ 542	\$ 1,648	\$ 16,735
Cost of sales	25	-	57,529	-	881	-	214	2,372	57	3,660	7,396	568	1,192	14,652
Gross profit	(25)	-	222	-	170	-	76	(169)	(57)	(182)	2,424	(26)	456	2,083
Selling, general and administrative expenses	31	11	176	7	37	2	84	1,189	291	175	244	23	260	1,664
Research and development costs	-	-	-	-	-	-	-	238	15	227	22	0	-	-
Restructuring expenses	-	-	-	-	-	-	-	-	-	-	-	-	-	-
Other income	83	-	-	-	(0)	-	0	-	-	4	13	-	-	331
Other expenses	82	2	2	0	0	0	1	6	5	23	0	14	2	51
Operating profit	(55)	(13)	44	(7)	133	(2)	(9)	(1,601)	(369)	(602)	2,171	(63)	194	699
Finance income	(3)	279	5,655	-	32	5	0	28	398	429	(7,234)	98	39	1,047
Finance costs														
Interest costs	(1)	239	-	-	30	93	2	74	118	36	-	23	1	45
Other finance costs	63	0	1,099	1	9	3	(17)	27	4	112	(911)	88	46	55
Share of profit of associates and joint ventures	-	-	-	-	-	73	-	-	-	-	-	-	-	-
Profit before income tax	(121)	28	4,600	(7)	126	(20)	7	(1,674)	(93)	(321)	(4,153)	(76)	185	1,646
Income tax expense	-	(36)	-	-	-	(0)	-	-	-	80	-	19	(51)	(71)
Profit (loss) from continuing operations	(121)	(8)	4,600	(7)	126	(20)	7	(1,674)	(93)	(241)	(4,153)	(57)	134	1,575
Profit (loss) from discontinued operations	-	-	-	-	-	-	-	-	-	-	-	-	-	-
Profit	\$ (121)	\$ (8)	\$ 4,600	\$ (7)	\$ 126	\$ (20)	\$ 7	\$ (1,674)	\$ (93)	\$ (241)	\$ (4,153)	\$ (57)	\$ 134	\$ 1,575

In re Marelli Automotive Lighting USA LLC

Case No.: 25-11034

Statements of Profit (Loss) of the Debtor Entities for February 1, 2026 through February 28, 2026

(in USD thousands)

	25-11093	25-11043	25-11049	25-11053	25-11056	25-11057	25-11063	25-11066	25-11070	25-11074	25-11078	25-11082	25-11086	25-11092
	Marelli Aftermarket Poland Sp. z o.o.	Marelli Aftermarket Spain S.L.	Marelli AfterSales Co., Ltd.	Marelli Argentan France	Marelli Automotive Chassis System (Guangzhou) Co., Ltd.	Marelli Automotive Components (Guangzhou) Corporation	Marelli Automotive Components (Wuhu) Co., Ltd.	Marelli Automotive Components (Wuxi) Corporation	Marelli Automotive Electronics (Guangzhou) Co., Ltd.	Marelli Automotive Lighting (Foshan) Co., Ltd.	Marelli Automotive Lighting France	Marelli Automotive Lighting Italy S.p.A.	Marelli Automotive Lighting Jihlava (Czech Republic) S.R.O.	Marelli Automotive Lighting Juárez Mexico, S.A de C.V.
Revenue	\$ 6,464	\$ 1,715	\$ -	\$ -	\$ 200	\$ 3,842	\$ 10,858	\$ 5,148	\$ 30,886	\$ 994	\$ 175	\$ 32,325	\$ 49,272	\$ 5,221
Cost of sales	4,799	1,298	-	0	385	3,444	10,140	4,752	24,710	1,220	65	33,481	45,468	9,043
Gross profit	1,665	417	-	(0)	(185)	397	718	396	6,176	(227)	110	(1,156)	3,804	(3,821)
Selling, general and administrative expenses	543	255	-	2	47	184	306	170	299	35	234	711	267	445
Research and development costs	-	-	-	(5)	22	(15)	1,839	176	1,413	127	(72)	1,786	1,461	205
Restructuring expenses	-	-	-	1	-	-	-	-	-	-	1,259	-	-	-
Other income	21	-	-	(0)	-	38	147	(0)	(0)	36	(366)	(2)	2	5,467
Other expenses	33	0	-	(170)	2	102	45	20	79	7	23	29	4	5
Operating profit	1,110	161	-	173	(255)	165	(1,325)	30	4,385	(359)	(1,700)	(3,684)	2,075	990
Finance income	42	0	-	(0)	18	63	3,784	342	2,626	221	(0)	156	194	17,460
Finance costs														
Interest costs	2	11	-	142	106	21	110	102	324	28	124	21	109	0
Other finance costs	(8)	0	-	(0)	3	13	3,367	339	4,100	76	(5)	150	378	3,466
Share of profit of associates and joint ventures	-	-	-	-	-	-	-	-	-	-	-	-	-	-
Profit before income tax	1,158	151	-	31	(347)	193	(1,018)	(68)	2,586	(242)	(1,819)	(3,700)	1,782	14,984
Income tax expense	(207)	-	-	-	-	(48)	(130)	17	(374)	48	-	-	(374)	(380)
Profit (loss) from continuing operations	952	151	-	31	(347)	145	(1,148)	(51)	2,212	(194)	(1,819)	(3,700)	1,408	14,604
Profit (loss) from discontinued operations	-	-	-	-	-	-	-	-	-	-	-	-	-	-
Profit	\$ 952	\$ 151	\$ -	\$ 31	\$ (347)	\$ 145	\$ (1,148)	\$ (51)	\$ 2,212	\$ (194)	\$ (1,819)	\$ (3,700)	\$ 1,408	\$ 14,604

In re Marelli Automotive Lighting USA LLC

Case No.: 25-11034

Statements of Profit (Loss) of the Debtor Entities for February 1, 2026 through February 28, 2026

(in USD thousands)

	25-11096	25-11034	25-11100	25-11041	25-11054	25-11059	25-11069	25-11077	25-11085	25-11098	25-11102	25-11103	25-11104	25-11105
	Marelli Automotive Lighting Tepotzotlán México, S. de R.L. de C.V.	Marelli Automotive Lighting USA LLC	Marelli Automotive Systems Europe PLC	Marelli Automotive Systems UK Limited	Marelli Bielsko-Biala Poland Sp. z o.o.	Marelli Business Service (Dalian) Co., Ltd.	Marelli Business Service Corp.	Marelli Cabin Comfort Mexicana, S.A. de C.V.	Marelli Cabin Comfort Trading de México, S. de R.L. de C.V.	Marelli Cluj Romania S.R.L.	Marelli Copaf do Brasil Ltda	Marelli Corporation	Marelli do Brasil Indústria e Comércio Ltda.	Marelli eAxle Torino S.R.L.
Revenue	\$ 1,114	\$ 36,180	\$ -	\$ 28,396	\$ 10,734	\$ -	\$ -	\$ -	\$ -	\$ -	\$ 21,731	\$ 81,100	\$ 2,063	\$ -
Cost of sales	1,238	32,759	-	23,389	10,047	82	-	-	-	16	16,682	71,343	1,780	-
Gross profit	(124)	3,422	-	5,007	686	(82)	-	-	-	(16)	5,050	9,756	283	-
Selling, general and administrative expenses	45	139	-	1,199	136	42	-	-	-	26	1,683	2,025	144	1
Research and development costs	77	933	-	455	8	-	-	-	-	394	-	6,924	23	-
Restructuring expenses	-	-	-	0	120	-	-	-	-	-	-	-	-	-
Other income	(0)	(5,476)	-	1	1	-	-	-	-	560	282	253	-	-
Other expenses	38	14	-	169	19	0	-	-	-	-	90	1,067	-	-
Operating profit	(285)	(3,140)	-	3,186	404	(124)	-	-	-	125	3,559	(5)	116	(1)
Finance income	10	743	8	160	(219)	23	-	-	-	12	390	(11,099)	80	-
Finance costs														
Interest costs	9	-	0	940	15	54	-	-	-	5	140	1,255	141	-
Other finance costs	3	434	(0)	1,145	436	1	-	-	-	-	522	3,083	5	0
Share of profit of associates and joint ventures	-	-	-	-	-	-	-	-	-	-	-	-	-	-
Profit before income tax	(287)	(2,830)	8	1,261	(265)	(156)	-	-	-	132	3,287	(15,442)	50	(1)
Income tax expense	-	-	-	-	(105)	-	-	-	-	-	(1,124)	(62)	-	-
Profit (loss) from continuing operations	(287)	(2,830)	8	1,261	(370)	(156)	-	-	-	132	2,163	(15,503)	50	(1)
Profit (loss) from discontinued operations	-	-	-	-	-	-	-	-	-	-	-	-	-	-
Profit	\$ (287)	\$ (2,830)	\$ 8	\$ 1,261	\$ (370)	\$ (156)	\$ -	\$ -	\$ -	\$ 132	\$ 2,163	\$ (15,503)	\$ 50	\$ (1)

In re Marelli Automotive Lighting USA LLC

Case No.: 25-11034

Statements of Profit (Loss) of the Debtor Entities for February 1, 2026 through February 28, 2026

(in USD thousands)

	25-11106	25-11107	25-11108	25-11109	25-11037	25-11040	25-11047	25-11052	25-11061	25-11065	25-11071	25-11079	25-11083	25-11088
	Marelli Engineering (Shanghai) Co., Ltd.	Marelli EPT Strasbourg (France)	Marelli España S.A.	Marelli Europe S.p.A.	Marelli France	Marelli Fukushima Corporation	Marelli Germany GmbH	Marelli Global Business Services America, S. de R.L. de C.V.	Marelli Global Business Services Europe s.r.o.	Marelli Holding USA LLC	Marelli Holdings Co., Ltd.	Marelli Indústria e Comércio de Componentes Automotivos Brasil Ltda.	Marelli International Trading (Shanghai) Co., Ltd	Marelli Iwashiro Corp.
Revenue	\$ -	\$ 5	\$ 30,934	\$ 55,046	\$ 20,427	\$ 12,471	\$ 51,065	\$ -	\$ -	\$ -	\$ -	\$ 6,204	\$ 1,091	\$ -
Cost of sales	0	1	29,265	51,678	18,305	11,687	58,766	(32)	4	-	372	3,671	931	-
Gross profit	(0)	4	1,669	3,368	2,122	783	(7,701)	32	(4)	-	(372)	2,533	160	-
Selling, general and administrative expenses	25	41	382	12,660	520	29	5,191	(31)	(90)	-	27,599	134	130	-
Research and development costs	23	(1)	713	13,434	1,732	-	5,242	(3)	-	-	62	0	-	-
Restructuring expenses	-	-	41	-	-	-	12	-	-	-	-	-	-	-
Other income	-	(0)	4	617	(1)	0	204	-	-	-	-	146	(0)	-
Other expenses	6	0	26	318	87	21	7	16	0	-	11	26	(5)	-
Operating profit	(54)	(36)	511	(22,428)	(218)	734	(17,949)	50	86	-	(28,045)	2,519	35	-
Finance income	4	-	(72)	(5,052)	544	7	12,526	7	(0)	-	43,695	512	278	-
Finance costs														
Interest costs	3	7	665	7,977	40	-	9,961	16	54	-	12,149	12	5	-
Other finance costs	0	0	(306)	(2,934)	433	9	9,409	(267)	0	-	36,185	132	297	-
Share of profit of associates and joint ventures	-	-	-	-	-	-	-	-	-	-	-	-	-	-
Profit before income tax	(53)	(43)	79	(32,523)	(147)	731	(24,793)	308	32	-	(32,685)	2,887	11	-
Income tax expense	-	-	-	(188)	(29)	(1)	(160)	(0)	-	-	(0)	(521)	(4)	-
Profit (loss) from continuing operations	(53)	(43)	79	(32,711)	(176)	730	(24,954)	308	32	-	(32,685)	2,366	7	-
Profit (loss) from discontinued operations	-	-	-	-	-	-	-	-	-	-	-	-	-	-
Profit	\$ (53)	\$ (43)	\$ 79	\$ (32,711)	\$ (176)	\$ 730	\$ (24,954)	\$ 308	\$ 32	\$ -	\$ (32,685)	\$ 2,366	\$ 7	\$ -

In re Marelli Automotive Lighting USA LLC

Case No.: 25-11034

Statements of Profit (Loss) of the Debtor Entities for February 1, 2026 through February 28, 2026

(in USD thousands)

	25-11090	25-11094	25-11097	25-11099	25-11101	25-11036	25-11039	25-11042	25-11046	25-11050	25-11058	25-11062	25-11067	25-11072
	Marelli Kechnec Slovakia s.r.o.	Marelli Kyushu Corporation	Marelli Mako Turkey Elektrik Sanayi Ve Ticaret Anonim Sirketi	Marelli Mexicana, S.A. de C.V.	Marelli Morocco LLC	Marelli North America, Inc.	Marelli North Carolina USA LLC	Marelli Ploiesti Romania S.R.L.	Marelli Powertrain (Hefe) Co., Ltd.	Marelli R&D Co., Ltd.	Marelli Ride Dynamics México, S. de R.L. de C.V.	Marelli Sistemas Automotivos Indústria e Comércio Brasil Ltda	Marelli Smart Me Up	Marelli Sophia Antipolis France
Revenue	\$ 20,993	\$ 50,121	\$ 23,220	\$ 18,190	\$ 6,923	\$ 138,769	\$ -	\$ 4,672	\$ 4,111	\$ (0)	\$ 4,439	\$ 72,834	\$ -	\$ 49
Cost of sales	19,390	48,439	20,749	21,537	5,020	120,537	-	4,583	3,592	-	3,893	58,417	-	-
Gross profit	1,603	1,682	2,471	(3,347)	1,903	18,232	-	89	519	(0)	546	14,417	-	49
Selling, general and administrative expenses	177	27	275	2,156	111	6,720	-	151	147	1	65	1,662	-	(12)
Research and development costs	219	-	296	12	175	2,309	-	12	127	176	-	1,782	(0)	-
Restructuring expenses	-	-	-	-	16	1	-	-	-	-	-	284	-	-
Other income	11	-	184	8,180	77	54	-	51	-	-	-	1,372	-	10
Other expenses	70	28	141	1,082	(8)	720	-	12	(6)	2	21	366	(0)	1
Operating profit	1,148	1,626	1,943	1,582	1,686	8,536	-	(35)	250	(179)	460	11,696	0	70
Finance income	345	13	611	2,302	(0)	3,971	-	15	16	30	528	1,487	0	5
Finance costs														
Interest costs	7	0	52	1,558	70	11,120	-	171	133	7	60	358	6	(0)
Other finance costs	342	64	312	231	16	5,045	-	29	(8)	7	(155)	1,746	0	0
Share of profit of associates and joint ventures	-	-	-	-	-	-	-	-	-	-	-	2,366	-	-
Profit before income tax	1,144	1,576	2,189	2,094	1,600	(3,658)	-	(220)	141	(163)	1,083	13,445	(6)	75
Income tax expense	-	(6)	2,697	-	-	(55)	-	(155)	(16)	41	(3)	(4,014)	-	-
Profit (loss) from continuing operations	1,144	1,570	4,886	2,094	1,600	(3,714)	-	(375)	126	(122)	1,080	9,431	(6)	75
Profit (loss) from discontinued operations	-	-	-	-	-	-	-	-	-	-	-	-	-	-
Profit	\$ 1,144	\$ 1,570	\$ 4,886	\$ 2,094	\$ 1,600	\$ (3,714)	\$ -	\$ (375)	\$ 126	\$ (122)	\$ 1,080	\$ 9,431	\$ (6)	\$ 75

In re Marelli Automotive Lighting USA LLC

Case No.: 25-11034

Statements of Profit (Loss) of the Debtor Entities for February 1, 2026 through February 28, 2026

(in USD thousands)

	25-11075	25-11081	25-11084	25-11089	25-11091	25-11095
	Marelli Sosnowiec Poland Sp. z. o.o.	Marelli Suspension Systems Italy S.P.A.	Marelli Tennessee USA LLC	Marelli Toluca México S. de R.L. de C.V.	Marelli Tooling (Guangzhou) Corporation	Marelli Yokohama Co., Ltd.
Revenue	\$ 26,126	\$ 18,185	\$ 19,586	\$ 56,441	\$ -	\$ 976
Cost of sales	26,769	16,668	17,878	56,915	13	766
Gross profit	(643)	1,517	1,708	(474)	(13)	210
Selling, general and administrative expenses	431	815	180	684	1	146
Research and development costs	726	1,486	224	1,500	-	38
Restructuring expenses	70	-	-	-	-	-
Other income	6	7	-	33	12	-
Other expenses	226	42	23	275	1	18
Operating profit	(2,090)	(820)	1,281	(2,900)	(3)	7
Finance income	65,878	375	27	1,510	4	20
Finance costs						
Interest costs	396	2	436	1,205	8	1
Other finance costs	65,950	334	(1,357)	(656)	(0)	1
Share of profit of associates and joint ventures	-	-	-	-	-	-
Profit before income tax	(2,556)	(781)	2,228	(1,940)	(8)	25
Income tax expense	(71)	-	-	(8)	-	(8)
Profit (loss) from continuing operations	(2,627)	(781)	2,228	(1,948)	(8)	18
Profit (loss) from discontinued operations	-	-	-	-	-	-
Profit	\$ (2,627)	\$ (781)	\$ 2,228	\$ (1,948)	\$ (8)	\$ 18

In re Marelli Automotive Lighting USA LLC

Case No.: 25-11034

Cash Receipts and Disbursements of the Debtor Entities for January 31, 2026 through February 27, 2026

(in USD dollars)

	25-11035	25-11038	25-11044	25-11045	25-11048	25-11051	25-11055	25-11060	25-11064	25-11068	25-11073	25-11076	25-11080	25-11087
	Automotive Lighting UK Limited	Calsonic Kansei (Shanghai) Corporation	CK Trading de México, S. de R.L. de C.V.	Magneti Marelli Argentina S.A.	Magneti Marelli Conjuntos de Escape S.A.	Magneti Marelli do Brasil Indústria e Comércio S.A	Magneti Marelli Repuestos S.A.	Marelli (China) Co., Ltd	Marelli (China) Holding Company	Marelli (Guangzhou) Corporation	Marelli (Thailand) Co., Ltd	Marelli (Xiang Yang) Corporation	Marelli Aftermarket Germany GmbH	Marelli Aftermarket Italy S.p.A.
Beginning Bank Cash Balance	\$ 1,000	\$ 35,241	\$ 769,311	\$ 24,597	\$ 1,985,982	\$ 177,545	\$ 380,823	\$ 340,593	\$ 122,980,337	\$ 667,606	\$ 9,988,618	\$ 108,000	\$ 298,889	\$ 433,118
Total Receipts	13	264,733	96,391,192	7,038	2,026,024	34	227,917	2,550,297	-	8,364,200	11,976,994	2,250,374	2,459,787	13,244,572
Total Disbursements	-	(22,181)	(21,262,459)	(6,831)	(1,830,545)	(37,465)	(139,911)	(1,230,242)	(401,738)	(9,635,498)	(10,442,589)	(2,679,615)	(313,256)	(817,900)
Net Intercompany Transfers - Debtor	-	(240,361)	(60,967,840)	-	9,198	-	(32,124)	(1,363,018)	7,619,263	2,701,394	4,225,576	512,304	(2,145,650)	(12,656,212)
Certain FX Impacts	(13)	(451)	(84,386)	(308)	(25,835)	(2,016)	(5,042)	(4,020)	(1,571,599)	(15,878)	(154,973)	(1,785)	(3,732)	(4,188)
Ending Bank Cash Balance	\$ 1,000	\$ 36,980	\$ 14,845,818	\$ 24,497	\$ 2,164,825	\$ 138,098	\$ 431,662	\$ 293,610	\$ 128,626,264	\$ 2,081,823	\$ 15,593,627	\$ 189,278	\$ 296,039	\$ 199,389

In re Marelli Automotive Lighting USA LLC

Case No.: 25-11034

Cash Receipts and Disbursements of the Debtor Entities for January 31, 2026 through February 27, 2026

(in USD dollars)

	25-11093	25-11043	25-11049	25-11053	25-11056	25-11057	25-11063	25-11066	25-11070	25-11074	25-11078	25-11082	25-11086	25-11092
	Marelli Aftermarket Poland Sp. z o.o.	Marelli Aftermarket Spain S.L.	Marelli After-sales Co., Ltd.	Marelli Argentan France	Marelli Automotive Chassis System (Guangzhou) Co., Ltd.	Marelli Automotive Components (Guangzhou) Corporation	Marelli Automotive Components (Wuhu) Co., Ltd.	Marelli Automotive Components (Wuxi) Corporation	Marelli Automotive Electronics (Guangzhou) Co., Ltd.	Marelli Automotive Lighting (Foshan) Co., Ltd.	Marelli Automotive Lighting France	Marelli Automotive Lighting Italy S.p.A.	Marelli Automotive Lighting Jihlava (Czech Republic) S.R.O.	Marelli Automotive Lighting Juárez Mexico, S.A de C.V.
Beginning Bank Cash Balance	\$ 1,393,029	\$ 546,344	\$ 520,375	\$ 376,482	\$ 169,510	\$ 1,273,343	\$ 5,688,884	\$ 1,593,523	\$ 1,998,133	\$ 437,229	\$ 286,973	\$ 122,431	\$ 832,386	\$ 5,707,782
Total Receipts	7,435,038	493,641	448,941	22,575	157,730	4,629,304	24,748,355	6,482,717	19,704,118	2,901,535	96,580	19,707,814	(369,454)	75,040
Total Disbursements	(2,257,246)	(271,858)	(190,344)	(12,660)	(560,016)	(5,420,511)	(18,225,251)	(4,589,501)	(23,832,541)	(2,357,583)	(71,401)	(4,807,779)	(20,001,221)	(4,311,358)
Net Intercompany Transfers - Debtor	(4,894,236)	(437,456)	(258,585)	(8,807)	761,006	(332,196)	(6,930,716)	(1,924,106)	3,457,837	(514,333)	(24,335)	(14,899,447)	21,093,756	4,078,337
Certain FX Impacts	(18,868)	(5,673)	(6,489)	(4,700)	(4,008)	(9,944)	(68,783)	(19,707)	(21,373)	(5,608)	(3,583)	(1,530)	(14,198)	(70,337)
Ending Bank Cash Balance	\$ 1,657,718	\$ 324,998	\$ 513,898	\$ 372,890	\$ 524,222	\$ 139,996	\$ 5,212,489	\$ 1,542,926	\$ 1,306,173	\$ 461,239	\$ 284,234	\$ 121,489	\$ 1,541,270	\$ 5,479,464

In re Marelli Automotive Lighting USA LLC

Case No.: 25-11034

Cash Receipts and Disbursements of the Debtor Entities for January 31, 2026 through February 27, 2026

(in USD dollars)

	25-11096	25-11034	25-11100	25-11041	25-11054	25-11059	25-11069	25-11077	25-11085	25-11098	25-11102	25-11103	25-11104	25-11105
	Marelli Automotive Lighting Tepotzotlán México, S. de R.L. de C.V.	Marelli Automotive Lighting USA LLC	Marelli Automotive Systems Europe PLC	Marelli Automotive Systems UK Limited	Marelli Bielsko-Biala Poland Sp. z o.o.	Marelli Business Service (Dalian) Co., Ltd.	Marelli Business Service Corp.	Marelli Cabin Comfort Mexicana, S.A. de C.V.	Marelli Cabin Comfort Trading de México, S. de R.L. de C.V.	Marelli Cluj Romania S.R.L.	Marelli Copaf do Brasil Ltda	Marelli Corporation	Marelli do Brasil Indústria e Comércio Ltda.	Marelli eAxle Torino S.R.L.
Beginning Bank Cash Balance	\$ 433,756	\$ 2,606,415	\$ 108,232	\$ 2,859,877	\$ 3,263,254	\$ 84,937	\$ 650,218	\$ 1,000	\$ 1,000	\$ 749,752	\$ 5,602,473	\$ 20,447,476	\$ 1,525,324	\$ 375,652
Total Receipts	1,462,817	28,934,580	226,882	57,540,897	5,572,858	-	517,185	13	13	1,333	27,536,858	81,342,653	6,758,783	-
Total Disbursements	(721,345)	(23,081,693)	(240,870)	(306,890)	(3,971,724)	(911,949)	(641,483)	-	-	(662,225)	(15,599,634)	(76,692,094)	(3,005,749)	(403)
Net Intercompany Transfers - Debtor	(325,790)	(1,558,461)	13,470	(57,256,734)	(1,779,312)	913,812	124,316	-	-	663,190	(9,551,307)	(8,354,895)	(195,576)	-
Certain FX Impacts	(7,604)	(55,182)	(1,347)	(35,541)	(39,749)	(1,069)	(8,108)	(13)	(13)	(9,361)	(82,460)	(235,399)	(37,809)	(4,682)
Ending Bank Cash Balance	\$ 841,835	\$ 6,845,659	\$ 106,367	\$ 2,801,608	\$ 3,045,326	\$ 85,730	\$ 642,128	\$ 1,000	\$ 1,000	\$ 742,689	\$ 7,905,930	\$ 16,507,741	\$ 5,044,973	\$ 370,567

In re Marelli Automotive Lighting USA LLC

Case No.: 25-11034

Cash Receipts and Disbursements of the Debtor Entities for January 31, 2026 through February 27, 2026

(in USD dollars)

	25-11106	25-11107	25-11108	25-11109	25-11037	25-11040	25-11047	25-11052	25-11061	25-11065	25-11071	25-11079	25-11083	25-11088
	Marelli Engineering (Shanghai) Co., Ltd.	Marelli EPT Strasbourg (France)	Marelli España S.A.	Marelli Europe S.p.A.	Marelli France	Marelli Fukushima Corporation	Marelli Germany GmbH	Marelli Global Business Services America, S. de R.L. de C.V.	Marelli Global Business Services Europe s.r.o.	Marelli Holding USA LLC	Marelli Holdings Co., Ltd.	Marelli Indústria e Comércio de Componentes Automotivos Brasil Ltda.	Marelli International Trading (Shanghai) Co., Ltd	Marelli Iwashiro Corp.
Beginning Bank Cash Balance	\$ 45,356	\$ 394,828	\$ 619,591	\$ 93,603,791	\$ 2,981,651	\$ 1,303,380	\$ 349,269	\$ 1,071,769	\$ 6,956	\$ 1,000	\$ 749,052	\$ 1,987,466	\$ 4,221,735	\$ 326,593
Total Receipts	-	-	18,854,779	85,577,755	20,124,690	363,490	72,474,279	41,892	43,377	-	49	6,163,755	972,613	29,912
Total Disbursements	(234,609)	(130,270)	(3,611,050)	(470,747,362)	(272,579)	(2,340,855)	(104,463)	(733,676)	(112)	(19,786)	(3,915,676)	(4,600,801)	(688,747)	(122,417)
Net Intercompany Transfers - Debtor	329,441	-	(15,243,740)	360,462,536	(19,843,592)	1,978,093	(70,755,318)	954,222	(43,236)	-	3,920,481	(326,721)	(722,046)	93,410
Certain FX Impacts	(1,066)	(4,235)	(7,726)	(1,036,647)	(37,223)	(16,256)	(12,883)	(14,750)	(67)	92	(9,366)	(31,312)	(50,327)	(4,077)
Ending Bank Cash Balance	\$ 139,122	\$ 260,323	\$ 611,854	\$ 67,860,072	\$ 2,952,947	\$ 1,287,852	\$ 1,950,883	\$ 1,319,457	\$ 6,898	\$ (18,693)	\$ 744,540	\$ 3,192,388	\$ 3,733,228	\$ 323,420

In re Marelli Automotive Lighting USA LLC

Case No.: 25-11034

Cash Receipts and Disbursements of the Debtor Entities for January 31, 2026 through February 27, 2026

(in USD dollars)

	25-11090	25-11094	25-11097	25-11099	25-11101	25-11036	25-11039	25-11042	25-11046	25-11050	25-11058	25-11062	25-11067	25-11072
	Marelli Kechnec Slovakia s.r.o.	Marelli Kyushu Corporation	Marelli Mako Turkey Elektrik Sanayi Ve Ticaret Anonim Sirketi	Marelli Mexicana, S.A. de C.V.	Marelli Morocco LLC	Marelli North America, Inc.	Marelli North Carolina USA LLC	Marelli Ploiesti Romania S.R.L.	Marelli Powertrain (Hefei) Co., Ltd.	Marelli R&D Co., Ltd.	Marelli Ride Dynamics México, S. de R.L. de C.V.	Marelli Sistemas Automotivos Indústria e Comércio Brasil Ltda	Marelli Smart Me Up	Marelli Sophia Antipolis France
Beginning Bank Cash Balance	\$ 6,872	\$ 1,302,164	\$ 25,820,312	\$ 2,083,995	\$ 471,437	\$ 24,502,002	\$ 1,000	\$ 983,173	\$ 874,521	\$ 216,018	\$ 578,241	\$ 42,896,416	\$ 6,874	\$ 6,874
Total Receipts	7,905,418	183,503	28,500,832	1,334,076	4,836,791	68,742,816	13	4,249,150	3,298,681	-	9,798,332	64,024,950	-	-
Total Disbursements	(167,454)	(4,423,201)	(31,383,906)	(12,625,885)	(35,348)	(50,518,608)	-	(2,792,164)	(3,145,390)	(316,723)	(1,071,519)	(71,586,442)	(2,336)	(23)
Net Intercompany Transfers - Debtor	(7,737,935)	4,240,678	(291,575)	10,565,845	(4,598,822)	(12,492,282)	-	(1,470,128)	571,262	371,512	(8,819,235)	(3,288,599)	2,365	51
Certain FX Impacts	(86)	(16,242)	(305,189)	(22,151)	(6,949)	(335,795)	(13)	(12,190)	(14,732)	(2,983)	(6,722)	(477,581)	(86)	(86)
Ending Bank Cash Balance	\$ 6,815	\$ 1,286,902	\$ 22,340,474	\$ 1,335,880	\$ 667,109	\$ 29,898,133	\$ 1,000	\$ 957,840	\$ 1,584,344	\$ 267,823	\$ 479,097	\$ 31,568,745	\$ 6,817	\$ 6,817

In re Marelli Automotive Lighting USA LLC

Case No.: 25-11034

Cash Receipts and Disbursements of the Debtor Entities for January 31, 2026 through February 27, 2026

(in USD dollars)

	25-11075	25-11081	25-11084	25-11089	25-11091	25-11095
	Marelli Sosnowiec Poland Sp. z. o.o.	Marelli Suspension Systems Italy S.P.A.	Marelli Tennessee USA LLC	Marelli Toluca México S. de R.L. de C.V.	Marelli Tooling (Guangzhou) Corporation	Marelli Yokohama Co., Ltd.
Beginning Bank Cash Balance	\$ 3,025,525	\$ 119,905	\$ 4,647,791	\$ 1,893,718	\$ 6,670	\$ 650,218
Total Receipts	36,392,728	4,501,417	23,904,571	74,754,133	-	1,327,841
Total Disbursements	(13,014,205)	(2,461,326)	(13,036,626)	(13,036,620)	(486,734)	(122,505)
Net Intercompany Transfers - Debtor	(23,385,054)	(2,076,503)	(9,465,271)	(62,505,859)	486,906	(1,205,323)
Certain FX Impacts	(37,692)	(1,303)	(65,363)	(19,449)	(84)	(8,108)
Ending Bank Cash Balance	\$ 2,981,303	\$ 82,192	\$ 5,985,102	\$ 1,085,923	\$ 6,758	\$ 642,123

In re Marelli Automotive Lighting USA LLC
Case No.: 25-11034
Bank Account Balances at February 27, 2026
(in USD dollars)

Debtor	Financial Institution	Account #	Balance	Account Change
Automotive Lighting UK Limited	Citibank	**2975	-	-
Automotive Lighting UK Limited	Citibank	**2983	-	-
Automotive Lighting UK Limited	Citizens Bank	**0698	1,000.00	-
Calsonic Kansei (Shanghai) Corporation	Industrial and Commercial Bank of China	**3078	25,369.70	-
Calsonic Kansei (Shanghai) Corporation	Mizuho Bank	**0085	-	-
Calsonic Kansei (Shanghai) Corporation	Mizuho Bank	**1001	-	-
Calsonic Kansei (Shanghai) Corporation	Mizuho Bank	**3208	-	-
Calsonic Kansei (Shanghai) Corporation	Mizuho Bank	**4043	11,610.71	-
CK Trading de México, S. de R.L. de C.V.	BBVA	**4382	77,819.00	-
CK Trading de México, S. de R.L. de C.V.	BBVA	**6288	13,489.62	-
CK Trading de México, S. de R.L. de C.V.	BBVA	**6887	13,592,241.56	-
CK Trading de México, S. de R.L. de C.V.	Flagstar Bank	**2602	1,000.00	-
CK Trading de México, S. de R.L. de C.V.	JP Morgan Chase Bank	**2765	-	-
CK Trading de México, S. de R.L. de C.V.	JP Morgan Chase Bank	**6132	1,161,267.40	-
CK Trading de México, S. de R.L. de C.V.	JP Morgan Chase Bank	**0701	-	-
CK Trading de México, S. de R.L. de C.V.	Mizuho Bank	**4505	-	-
CK Trading de México, S. de R.L. de C.V.	Mizuho Bank	**4511	-	-
Magneti Marelli Argentina S.A.	Banco Santander	**0168	1,648.74	-
Magneti Marelli Argentina S.A.	Banco Santander	**39/4	22,847.84	-
Magneti Marelli Argentina S.A.	Citizens Bank	**0922	-	-
Magneti Marelli Conjuntos de Escape S.A.	Banco de Córdoba	**9001	174.65	-
Magneti Marelli Conjuntos de Escape S.A.	Banco Santander	**0090	739,610.81	-
Magneti Marelli Conjuntos de Escape S.A.	Banco Santander	**41/7	53,610.00	-
Magneti Marelli Conjuntos de Escape S.A.	Banco Santander	n.a.	1,371,429.61	-
Magneti Marelli Conjuntos de Escape S.A.	Citizens Bank	**0892	-	-
Magneti Marelli do Brasil Indústria e Comércio S.A	Banco Santander	**50-5	138,097.72	-
Magneti Marelli do Brasil Indústria e Comércio S.A	Citizens Bank	**0876	-	-
Magneti Marelli Repuestos S.A.	Banco Santander	**0052	313,198.90	-
Magneti Marelli Repuestos S.A.	Banco Santander	**8/2	118,463.35	-
Magneti Marelli Repuestos S.A.	Banco Santander	n.a.	-	-
Magneti Marelli Repuestos S.A.	Citizens Bank	**1473	-	-
Marelli (China) Co., Ltd	Industrial and Commercial Bank of China	**5055	265,537.16	-
Marelli (China) Co., Ltd	Industrial and Commercial Bank of China	**2092	-	-
Marelli (China) Co., Ltd	Industrial and Commercial Bank of China	**2013	28,072.98	-
Marelli (China) Co., Ltd	Mizuho Bank	**2729	-	-
Marelli (China) Co., Ltd	Mizuho Bank	**4466	-	-
Marelli (China) Co., Ltd	Mizuho Bank	**7706	-	-
Marelli (China) Holding Company	Bank of China	**3990	105,846.81	-
Marelli (China) Holding Company	Bank of China	**8132	680,161.99	-
Marelli (China) Holding Company	Industrial and Commercial Bank of China	**2974	5,751.79	-
Marelli (China) Holding Company	Mizuho Bank	**0881	127,833,596.10	-
Marelli (China) Holding Company	Mizuho Bank	**1011	567.57	-
Marelli (China) Holding Company	Mizuho Bank	**3512	-	-
Marelli (China) Holding Company	Mizuho Bank	**7126	-	-
Marelli (China) Holding Company	Mizuho Bank	**6391	169.83	-
Marelli (China) Holding Company	Mizuho Bank	**8178	169.83	-
Marelli (Guangzhou) Corporation	Bank of China	**1161	150,477.54	-
Marelli (Guangzhou) Corporation	Bank of China	**4518	232,359.95	-
Marelli (Guangzhou) Corporation	Bank of China	**9543	162,973.76	-
Marelli (Guangzhou) Corporation	China Merchants Bank	**0006	-	-
Marelli (Guangzhou) Corporation	Mizuho Bank	**2553	-	-
Marelli (Guangzhou) Corporation	Mizuho Bank	**2972	-	-
Marelli (Guangzhou) Corporation	Mizuho Bank	**4432	-	-
Marelli (Guangzhou) Corporation	Mizuho Bank	**7074	1,105,122.54	-
Marelli (Guangzhou) Corporation	Mizuho Bank	**2812	77,532.47	-
Marelli (Guangzhou) Corporation	Mizuho Bank	**3539	353,356.90	-
Marelli (Guangzhou) Corporation	Mizuho Bank	**0058	0.05	-
Marelli (Thailand) Co., Ltd	Bank of Ayudhya	**6226	27,791.29	-
Marelli (Thailand) Co., Ltd	Citizens Bank	**1341	1,000.00	-
Marelli (Thailand) Co., Ltd	Mizuho Bank	**2306	214.55	-
Marelli (Thailand) Co., Ltd	Mizuho Bank	**4763	-	-
Marelli (Thailand) Co., Ltd	Mizuho Bank	**4814	14,034,628.10	-
Marelli (Thailand) Co., Ltd	Mizuho Bank	**1193	473,858.40	-
Marelli (Thailand) Co., Ltd	Siam Commercial Bank	**0106	-	-
Marelli (Thailand) Co., Ltd	Siam Commercial Bank	**4046	-	-
Marelli (Thailand) Co., Ltd	Siam Commercial Bank	**4819	1,056,134.54	-
Marelli (Xiang Yang) Corporation	Bank of China	**4076	188,177.82	-
Marelli (Xiang Yang) Corporation	Mizuho Bank	**2273	-	-
Marelli (Xiang Yang) Corporation	Mizuho Bank	**0018	-	-
Marelli (Xiang Yang) Corporation	Mizuho Bank	**3478	1,100.58	-
Marelli (Xiang Yang) Corporation	Mizuho Bank	**0033	-	-
Marelli Aftermarket Germany GmbH	Citibank	**0007	295,124.89	-
Marelli Aftermarket Germany GmbH	Citizens Bank	**1503	914.50	-
Marelli Aftermarket Italy S.p.A.	Citibank	**0011	59,024.98	-
Marelli Aftermarket Italy S.p.A.	Citibank	**0038	15,795.03	-
Marelli Aftermarket Italy S.p.A.	Citibank	**8346	-	-
Marelli Aftermarket Italy S.p.A.	Citibank	**1872	59,024.98	-
Marelli Aftermarket Italy S.p.A.	Citizens Bank	**1465	914.50	-
Marelli Aftermarket Italy S.p.A.	Unicredit	**7294	12,771.68	-
Marelli Aftermarket Italy S.p.A.	Yapi Kredi	**0321	796.18	-
Marelli Aftermarket Italy S.p.A.	Yapi Kredi	**3232	7,083.00	-
Marelli Aftermarket Italy S.p.A.	Yapi Kredi	**6624	-	-
Marelli Aftermarket Italy S.p.A.	Yapi Kredi	**8700	-	-
Marelli Aftermarket Italy S.p.A.	Yapi Kredi	**8912	38,519.36	-
Marelli Aftermarket Italy S.p.A.	Yapi Kredi	**9769	5,435.57	-
Marelli Aftermarket Italy S.p.A.	Yapi Kredi	n.a.	24.09	-
Marelli Aftermarket Poland Sp. z o.o.	Citibank	**3171	1,180.50	-
Marelli Aftermarket Poland Sp. z o.o.	Citibank	**6022	-	-
Marelli Aftermarket Poland Sp. z o.o.	Citibank	**3198	-	-
Marelli Aftermarket Poland Sp. z o.o.	Citibank	**6006	1,117,818.33	-
Marelli Aftermarket Poland Sp. z o.o.	Citibank	**6014	153,700.02	-

In re Marelli Automotive Lighting USA LLC
Case No.: 25-11034
Bank Account Balances at February 27, 2026
(in USD dollars)

Debtor	Financial Institution	Account #	Balance	Account Change
Marelli Aftermarket Poland Sp. z o.o.	Citibank	**6500	384,101.86	
Marelli Aftermarket Poland Sp. z o.o.	Citibank	**3201	-	
Marelli Aftermarket Poland Sp. z o.o.	Citibank	**6067	-	
Marelli Aftermarket Poland Sp. z o.o.	Citizens Bank	**0914	917.04	
Marelli Aftermarket Spain S.L.	Bankinter	**9057	205,915.25	
Marelli Aftermarket Spain S.L.	Citibank	**5638	118,049.96	
Marelli Aftermarket Spain S.L.	Citibank	**3700	-	
Marelli Aftermarket Spain S.L.	Citibank	**5778	118.05	
Marelli Aftermarket Spain S.L.	Citizens Bank	**1244	914.50	
Marelli Aftersales Co., Ltd.	Citizens Bank	**0752	1,000.00	
Marelli Aftersales Co., Ltd.	Mizuho Bank	**6094	512,898.50	
Marelli Argentan France	Citibank	**0473	194,782.43	
Marelli Argentan France	Citibank	**1018	118.05	
Marelli Argentan France	Citibank	**1249	177,074.93	
Marelli Argentan France	Citibank	**0367	-	
Marelli Argentan France	Citizens Bank	**1252	914.50	
Marelli Automotive Chassis System (Guangzhou) Co., Ltd.	Bank of China	**7399	524,221.84	
Marelli Automotive Chassis System (Guangzhou) Co., Ltd.	Bank of China	**6614	-	
Marelli Automotive Chassis System (Guangzhou) Co., Ltd.	Mizuho Bank	**7707	-	
Marelli Automotive Components (Guangzhou) Corporation	Bank of China	**1875	2,788.55	
Marelli Automotive Components (Guangzhou) Corporation	Bank of China	**2959	105,864.50	
Marelli Automotive Components (Guangzhou) Corporation	Mizuho Bank	**0962	-	
Marelli Automotive Components (Guangzhou) Corporation	Mizuho Bank	**4563	-	
Marelli Automotive Components (Guangzhou) Corporation	Mizuho Bank	**7082	-	
Marelli Automotive Components (Guangzhou) Corporation	Mizuho Bank	**2820	12,164.87	
Marelli Automotive Components (Guangzhou) Corporation	Mizuho Bank	**3547	19,177.68	
Marelli Automotive Components (Guangzhou) Corporation	Mizuho Bank	**0335	-	
Marelli Automotive Components (Guangzhou) Corporation	Mizuho Bank	**0083	-	Closed
Marelli Automotive Components (Guangzhou) Corporation	Mizuho Bank	**0066	-	
Marelli Automotive Components (Wuhu) Co., Ltd.	Bank of China	**9761	2,991,010.88	
Marelli Automotive Components (Wuhu) Co., Ltd.	Bank of China	**1140	-	
Marelli Automotive Components (Wuhu) Co., Ltd.	Bank of China	**2157	574.72	
Marelli Automotive Components (Wuhu) Co., Ltd.	Bank of China	**4779	241,653.68	
Marelli Automotive Components (Wuhu) Co., Ltd.	Bank of Communications	**1716	732,904.21	
Marelli Automotive Components (Wuhu) Co., Ltd.	Bank of Communications	**0396	562.15	
Marelli Automotive Components (Wuhu) Co., Ltd.	Bank of Communications	**0242	10,430.91	
Marelli Automotive Components (Wuhu) Co., Ltd.	Bank of Communications	**2625	2,745.73	
Marelli Automotive Components (Wuhu) Co., Ltd.	Bank of Communications	**1237	-	
Marelli Automotive Components (Wuhu) Co., Ltd.	Bank of Communications	**3922	-	
Marelli Automotive Components (Wuhu) Co., Ltd.	China Merchants Bank	**0001	7,253.32	
Marelli Automotive Components (Wuhu) Co., Ltd.	Industrial and Commercial Bank of China	**2971	659,078.44	
Marelli Automotive Components (Wuhu) Co., Ltd.	Industrial and Commercial Bank of China	**3375	1,777.39	
Marelli Automotive Components (Wuhu) Co., Ltd.	Industrial and Commercial Bank of China	**9550	564,497.11	
Marelli Automotive Components (Wuhu) Co., Ltd.	Mizuho Bank	**7715	-	
Marelli Automotive Components (Wuhu) Co., Ltd.	Mizuho Bank	**7947	-	
Marelli Automotive Components (Wuxi) Corporation	Bank of China	**3966	233,266.84	
Marelli Automotive Components (Wuxi) Corporation	Mizuho Bank	**3180	-	
Marelli Automotive Components (Wuxi) Corporation	Mizuho Bank	**0160	87,184.46	
Marelli Automotive Components (Wuxi) Corporation	Mizuho Bank	**0085	2,167.25	
Marelli Automotive Components (Wuxi) Corporation	Mizuho Bank	**0120	1,220,307.75	
Marelli Automotive Components (Wuxi) Corporation	Mizuho Bank	**5023	-	
Marelli Automotive Electronics (Guangzhou) Co., Ltd.	Bank of China	**5468	364,598.66	
Marelli Automotive Electronics (Guangzhou) Co., Ltd.	Bank of China	**5074	285,953.88	
Marelli Automotive Electronics (Guangzhou) Co., Ltd.	Bank of China	**0741	84.15	
Marelli Automotive Electronics (Guangzhou) Co., Ltd.	Bank of China	**9044	72,327.56	
Marelli Automotive Electronics (Guangzhou) Co., Ltd.	Bank of China	**6346	567,864.19	
Marelli Automotive Electronics (Guangzhou) Co., Ltd.	China Merchants Bank	**0001	781.60	
Marelli Automotive Electronics (Guangzhou) Co., Ltd.	Industrial and Commercial Bank of China	**9996	14,563.07	
Marelli Automotive Electronics (Guangzhou) Co., Ltd.	Mizuho Bank	**7752	-	
Marelli Automotive Lighting (Foshan) Co., Ltd.	Bank of China	**4064	265.02	
Marelli Automotive Lighting (Foshan) Co., Ltd.	Bank of China	**4779	155,378.12	
Marelli Automotive Lighting (Foshan) Co., Ltd.	Bank of China	**3730	166.37	
Marelli Automotive Lighting (Foshan) Co., Ltd.	Bank of China	**1255	111,643.22	
Marelli Automotive Lighting (Foshan) Co., Ltd.	Bank of China	**4282	193,786.55	
Marelli Automotive Lighting (Foshan) Co., Ltd.	Mizuho Bank	**7749	-	
Marelli Automotive Lighting France	Citibank	**0168	106,244.96	
Marelli Automotive Lighting France	Citibank	**2884	177,074.93	
Marelli Automotive Lighting France	Citizens Bank	**0957	914.50	
Marelli Automotive Lighting Italy S.p.A.	Citibank	**8017	41,317.48	
Marelli Automotive Lighting Italy S.p.A.	Citibank	**8025	33,085.57	
Marelli Automotive Lighting Italy S.p.A.	Citibank	**7331	-	
Marelli Automotive Lighting Italy S.p.A.	Citibank	**5500	-	
Marelli Automotive Lighting Italy S.p.A.	Citibank	**5000	-	
Marelli Automotive Lighting Italy S.p.A.	Citizens Bank	**1465	917.04	
Marelli Automotive Lighting Italy S.p.A.	Unicredit	**3007	46,169.18	
Marelli Automotive Lighting Jihlava (Czech Republic) S.R.O.	Československá obchodní banka	**2463	42,132.39	
Marelli Automotive Lighting Jihlava (Czech Republic) S.R.O.	Československá obchodní banka	**2463	911.05	
Marelli Automotive Lighting Jihlava (Czech Republic) S.R.O.	Citibank	**0105	1,309,643.14	
Marelli Automotive Lighting Jihlava (Czech Republic) S.R.O.	Citibank	**0201	42,848.73	
Marelli Automotive Lighting Jihlava (Czech Republic) S.R.O.	Citibank	**0308	144,819.81	
Marelli Automotive Lighting Jihlava (Czech Republic) S.R.O.	Citibank	**2014	-	
Marelli Automotive Lighting Jihlava (Czech Republic) S.R.O.	Citibank	**1371	-	
Marelli Automotive Lighting Jihlava (Czech Republic) S.R.O.	Citizens Bank	**1279	914.50	
Marelli Automotive Lighting Juárez Mexico, S.A de C.V.	Banco Nacional de México	**4247	159,714.97	
Marelli Automotive Lighting Juárez Mexico, S.A de C.V.	Banco Nacional de México	**4392	216,083.37	
Marelli Automotive Lighting Juárez Mexico, S.A de C.V.	BBVA	**1688	3,316,992.43	
Marelli Automotive Lighting Juárez Mexico, S.A de C.V.	BBVA	**1610	989,113.23	
Marelli Automotive Lighting Juárez Mexico, S.A de C.V.	Flagstar Bank	**2572	1,000.00	
Marelli Automotive Lighting Juárez Mexico, S.A de C.V.	JP Morgan Chase Bank	**5122	796,559.90	
Marelli Automotive Lighting Juárez Mexico, S.A de C.V.	JP Morgan Chase Bank	**9434	-	
Marelli Automotive Lighting Tepotzotlán México, S. de R.L. de C.V.	BBVA	**0630	238,089.54	

In re Marelli Automotive Lighting USA LLC
Case No.: 25-11034
Bank Account Balances at February 27, 2026
(in USD dollars)

Debtor	Financial Institution	Account #	Balance	Account Change
Marelli Automotive Lighting Tepozotlán México, S. de R.L. de C.V.	BBVA	**0713	3,604.94	
Marelli Automotive Lighting Tepozotlán México, S. de R.L. de C.V.	Flagstar Bank	**2556	1,000.00	
Marelli Automotive Lighting Tepozotlán México, S. de R.L. de C.V.	JP Morgan Chase Bank	**0633	-	
Marelli Automotive Lighting Tepozotlán México, S. de R.L. de C.V.	JP Morgan Chase Bank	**5119	599,140.04	
Marelli Automotive Lighting Tepozotlán México, S. de R.L. de C.V.	JP Morgan Chase Bank	**9400	-	
Marelli Automotive Lighting USA LLC	Citibank	**5008	-	
Marelli Automotive Lighting USA LLC	JP Morgan Chase Bank	**8115	-	
Marelli Automotive Lighting USA LLC	JP Morgan Chase Bank	**7859	-	
Marelli Automotive Lighting USA LLC	JP Morgan Chase Bank	**7867	(27.72)	
Marelli Automotive Lighting USA LLC	JP Morgan Chase Bank	**8626	6,845,686.50	
Marelli Automotive Systems Europe PLC	Citibank	**1609	-	
Marelli Automotive Systems Europe PLC	Citibank	**7228	-	
Marelli Automotive Systems Europe PLC	Citizens Bank	**0701	1,000.00	
Marelli Automotive Systems Europe PLC	Mizuho Bank	**6424	33,329.88	
Marelli Automotive Systems Europe PLC	Mizuho Bank	**9959	72,037.00	
Marelli Automotive Systems UK Limited	Citibank	**8463	-	
Marelli Automotive Systems UK Limited	Citibank	**7236	2,694,281.25	
Marelli Automotive Systems UK Limited	Citibank	**8471	-	
Marelli Automotive Systems UK Limited	Citibank	**8498	-	
Marelli Automotive Systems UK Limited	Citizens Bank	**0744	1,000.00	
Marelli Automotive Systems UK Limited	Mizuho Bank	**6416	5,662.35	
Marelli Automotive Systems UK Limited	Mizuho Bank	**6432	1,736.44	
Marelli Automotive Systems UK Limited	Mizuho Bank	**9941	57,299.35	
Marelli Automotive Systems UK Limited	Mizuho Bank	**9967	41,628.92	
Marelli Bielsko-Biala Poland Sp. z o.o.	Citibank	**0014	-	
Marelli Bielsko-Biala Poland Sp. z o.o.	Citibank	**0021	-	
Marelli Bielsko-Biala Poland Sp. z o.o.	Citibank	**1019	-	
Marelli Bielsko-Biala Poland Sp. z o.o.	Citibank	**3287	-	
Marelli Bielsko-Biala Poland Sp. z o.o.	Citibank	**0005	1,119,962.81	
Marelli Bielsko-Biala Poland Sp. z o.o.	Citibank	**0007	558,909.17	
Marelli Bielsko-Biala Poland Sp. z o.o.	Citibank	**0013	558,909.17	
Marelli Bielsko-Biala Poland Sp. z o.o.	Citibank	**0064	698,636.46	
Marelli Bielsko-Biala Poland Sp. z o.o.	Citibank	**0500	107,994.39	
Marelli Bielsko-Biala Poland Sp. z o.o.	Citibank	**3295	-	
Marelli Bielsko-Biala Poland Sp. z o.o.	Citibank	**0015	-	
Marelli Bielsko-Biala Poland Sp. z o.o.	Citibank	**0016	-	
Marelli Bielsko-Biala Poland Sp. z o.o.	Citibank	**3309	-	
Marelli Bielsko-Biala Poland Sp. z o.o.	Citizens Bank	**1023	914.50	
Marelli Business Service (Dalian) Co., Ltd.	Bank of China	**5024	85,730.44	
Marelli Business Service (Dalian) Co., Ltd.	Mizuho Bank	**7776	-	
Marelli Business Service (Dalian) Co., Ltd.	Mizuho Bank	**8055	-	
Marelli Business Service Corp.	Citizens Bank	**0760	1,000.00	
Marelli Business Service Corp.	Mizuho Bank	**7567	641,123.12	
Marelli Business Service Corp.	Saitama Resona Bank	**3344	5.36	
Marelli Cabin Comfort Mexicana, S.A. de C.V.	Flagstar Bank	**2580	1,000.00	
Marelli Cabin Comfort Trading de México, S. de R.L. de C.V.	Flagstar Bank	**2599	1,000.00	
Marelli Cluj Romania S.R.L.	Citibank	**7022	23,609.99	
Marelli Cluj Romania S.R.L.	Citibank	**7006	231,665.90	
Marelli Cluj Romania S.R.L.	Citibank	**7014	486,498.40	
Marelli Cluj Romania S.R.L.	Citizens Bank	**1295	914.50	
Marelli Cofap do Brasil Ltda	Banco do Brasil	**4101	423,735.68	
Marelli Cofap do Brasil Ltda	Banco do Brasil	**7101	600,660.78	
Marelli Cofap do Brasil Ltda	Banco Santander	**58-0	379,442.55	
Marelli Cofap do Brasil Ltda	Banco Santander	**45-5	2,206,651.32	
Marelli Cofap do Brasil Ltda	Banco Santander	**31-2	-	
Marelli Cofap do Brasil Ltda	Banco Santander	**05-6	4,236,002.15	
Marelli Cofap do Brasil Ltda	Banco Santander	n.a.	-	
Marelli Cofap do Brasil Ltda	Bradesco	**4448	58,712.76	
Marelli Cofap do Brasil Ltda	Citibank	**5420	427.57	
Marelli Cofap do Brasil Ltda	Citibank	**5439	296.72	
Marelli Cofap do Brasil Ltda	Citizens Bank	**0965	-	
Marelli Corporation	Bank of China	**7282	-	
Marelli Corporation	Citibank	**3906	-	
Marelli Corporation	Citibank	**2120	-	
Marelli Corporation	Citibank	**3914	-	
Marelli Corporation	Citibank	**2896	-	
Marelli Corporation	Citibank	**3922	-	
Marelli Corporation	Citizens Bank	**0779	1,000.00	
Marelli Corporation	Mizuho Bank	**5657	20,202.54	
Marelli Corporation	Mizuho Bank	**6639	-	
Marelli Corporation	Mizuho Bank	**0626	651,518.89	
Marelli Corporation	Mizuho Bank	**6440	51,915.21	
Marelli Corporation	Mizuho Bank	**1916	-	
Marelli Corporation	Mizuho Bank	**9991	288,165.29	
Marelli Corporation	Mizuho Bank	**2789	-	
Marelli Corporation	Mizuho Bank	**7524	15,067,674.02	
Marelli Corporation	Mizuho Bank	**1878	14,141.00	
Marelli Corporation	Mizuho Bank	**6168	10,335.14	
Marelli Corporation	Mizuho Bank	**2222	64.11	
Marelli Corporation	MUFG Bank	**0000	8,767.74	
Marelli Corporation	Resona Bank	**8121	382,091.18	
Marelli Corporation	Sumitomo Mitsui Banking Corporation	**2610	9,242.01	
Marelli Corporation	Sumitomo Mitsui Banking Corporation	**3863	2,623.68	
Marelli do Brasil Indústria e Comércio Ltda.	Banco Santander	**48-4	5,044,972.86	
Marelli do Brasil Indústria e Comércio Ltda.	Citibank	**6481	-	
Marelli do Brasil Indústria e Comércio Ltda.	Citibank	**1739	-	
Marelli do Brasil Indústria e Comércio Ltda.	Citibank	**1747	-	
Marelli do Brasil Indústria e Comércio Ltda.	Citibank	**1755	-	
Marelli do Brasil Indústria e Comércio Ltda.	Citibank	**6503	-	
Marelli do Brasil Indústria e Comércio Ltda.	Citibank	**6511	-	
Marelli do Brasil Indústria e Comércio Ltda.	Citizens Bank	**0981	-	

In re Marelli Automotive Lighting USA LLC
Case No.: 25-11034
Bank Account Balances at February 27, 2026
(in USD dollars)

Debtor	Financial Institution	Account #	Balance	Account Change
Marelli eAxe Torino S.R.L.	Citizens Bank	**0841	914.50	
Marelli eAxe Torino S.R.L.	Unicredit	**5831	365,990.24	
Marelli eAxe Torino S.R.L.	Unicredit	**5836	3,662.35	
Marelli Engineering (Shanghai) Co., Ltd.	Industrial and Commercial Bank of China	**7885	131,665.59	
Marelli Engineering (Shanghai) Co., Ltd.	Industrial and Commercial Bank of China	**8237	1,587.19	
Marelli Engineering (Shanghai) Co., Ltd.	Mizuho Bank	**8693	-	
Marelli Engineering (Shanghai) Co., Ltd.	Mizuho Bank	**1895	5,898.86	
Marelli EPT Strasbourg (France)	Citizens Bank	**1414	914.50	
Marelli EPT Strasbourg (France)	Crédit Industriel et Commercial	**3601	20,804.51	
Marelli EPT Strasbourg (France)	Unicredit	**5865	227,827.28	
Marelli EPT Strasbourg (France)	Unicredit	**5881	10,776.34	
Marelli España S.A.	Banco Santander	**4271	8,751.96	
Marelli España S.A.	Bankinter	**9085	11,937.68	
Marelli España S.A.	Citibank	**2043	-	
Marelli España S.A.	Citibank	**5019	590,249.78	
Marelli España S.A.	Citizens Bank	**1309	914.50	
Marelli Europe S.p.A.	Banca Popolare di Sondrio	**3X09	6,744.50	
Marelli Europe S.p.A.	Banca Popolare di Sondrio	**476	36,458.10	
Marelli Europe S.p.A.	Banca Popolare di Sondrio	**6/95	2,065,874.24	
Marelli Europe S.p.A.	Banca Ubae	**5008	6,199.79	
Marelli Europe S.p.A.	Citibank	**2959	-	
Marelli Europe S.p.A.	Citibank	**7461	27,561.87	
Marelli Europe S.p.A.	Citibank	**5424	585,196.57	
Marelli Europe S.p.A.	Citibank	**5442	5,701.73	
Marelli Europe S.p.A.	Citibank	**8942	-	
Marelli Europe S.p.A.	Citibank	**2967	-	
Marelli Europe S.p.A.	Citibank	**7488	1,260,994.03	
Marelli Europe S.p.A.	Citibank	**1850	-	
Marelli Europe S.p.A.	Citibank	**7029	731,909.73	
Marelli Europe S.p.A.	Citibank	**7037	-	
Marelli Europe S.p.A.	Citibank	**7045	47,351.88	
Marelli Europe S.p.A.	Citibank	**7496	29,589,932.76	
Marelli Europe S.p.A.	Citibank	**2932	2,841,998.81	
Marelli Europe S.p.A.	Citibank	**2908	-	
Marelli Europe S.p.A.	Citibank	**7518	1,927,213.15	
Marelli Europe S.p.A.	Citibank	**1635	2,418.15	
Marelli Europe S.p.A.	Citibank	**2924	-	
Marelli Europe S.p.A.	Citibank	**7526	111,523.29	
Marelli Europe S.p.A.	Citibank	**2916	-	
Marelli Europe S.p.A.	Citibank	**7534	1,408,040.45	
Marelli Europe S.p.A.	Citibank	**6457	1,062,727.36	
Marelli Europe S.p.A.	Citibank	**7618	-	
Marelli Europe S.p.A.	Citibank	**8557	22,940.52	
Marelli Europe S.p.A.	Citibank	**2886	20,611.57	
Marelli Europe S.p.A.	Citibank	**4438	6.18	
Marelli Europe S.p.A.	Citibank	**2940	-	
Marelli Europe S.p.A.	Citibank	**7542	8,695,979.45	
Marelli Europe S.p.A.	Citizens Bank	**1007	72,105.42	
Marelli Europe S.p.A.	JP Morgan Chase Bank	**9686	960,434.65	
Marelli Europe S.p.A.	JP Morgan Chase Bank	**9689	2,337,332.69	
Marelli Europe S.p.A.	JP Morgan Chase Bank	**9697	13,916,148.45	
Marelli Europe S.p.A.	Mizuho Bank	**0003	-	
Marelli Europe S.p.A.	Unicredit	**9036	116,667.08	
Marelli France	Citibank	**2406	1,180,499.56	
Marelli France	Citibank	**3279	1,770,749.35	
Marelli France	Citibank	**2386	-	
Marelli France	Citibank	**0854	-	
Marelli France	Citizens Bank	**1015	914.50	
Marelli France	Societe Generale	**3654	783.47	
Marelli Fukushima Corporation	Citizens Bank	**0787	1,000.00	
Marelli Fukushima Corporation	Mizuho Bank	**2377	1,282,246.24	
Marelli Fukushima Corporation	Mizuho Bank	**2192	64.11	
Marelli Fukushima Corporation	Toho Bank	**0242	4,541.79	
Marelli Fukushima Corporation	Toho Bank	**6372	-	
Marelli Germany GmbH	Citibank	**2762	-	
Marelli Germany GmbH	Citibank	**2770	-	
Marelli Germany GmbH	Citibank	**0011	118.05	
Marelli Germany GmbH	Citibank	**0282	-	
Marelli Germany GmbH	Citibank	**1003	59,024.98	
Marelli Germany GmbH	Citibank	**1011	-	
Marelli Germany GmbH	Citibank	**3953	-	
Marelli Germany GmbH	Citibank	**4017	118.05	
Marelli Germany GmbH	Citibank	**8002	118.05	
Marelli Germany GmbH	Citibank	**9009	1,722,020.33	
Marelli Germany GmbH	Citibank	**9017	-	
Marelli Germany GmbH	Citibank	**9157	-	
Marelli Germany GmbH	Citibank	**6500	-	
Marelli Germany GmbH	Citibank	**6464	-	
Marelli Germany GmbH	Citibank	**6000	-	
Marelli Germany GmbH	Citibank	**8105	-	
Marelli Germany GmbH	Citibank	**9005	-	
Marelli Germany GmbH	Citibank	**9350	-	
Marelli Germany GmbH	Citibank	**2292	168,568.68	
Marelli Germany GmbH	Citizens Bank	**1449	914.50	
Marelli Germany GmbH	Mizuho Bank	**3000	-	
Marelli Global Business Services America, S. de R.L. de C.V.	BBVA	**3992	564,062.46	
Marelli Global Business Services America, S. de R.L. de C.V.	Flagstar Bank	**2564	1,000.00	
Marelli Global Business Services America, S. de R.L. de C.V.	JP Morgan Chase Bank	**6045	552,617.63	
Marelli Global Business Services America, S. de R.L. de C.V.	JP Morgan Chase Bank	**6046	201,776.55	
Marelli Global Business Services Europe s.r.o.	Citibank	**0105	5,898.30	
Marelli Global Business Services Europe s.r.o.	Citizens Bank	**0736	1,000.00	

In re Marelli Automotive Lighting USA LLC
Case No.: 25-11034
Bank Account Balances at February 27, 2026
(in USD dollars)

Debtor	Financial Institution	Account #	Balance	Account Change
Marelli Holding USA LLC	Citizens Bank	**5687	(18,693.48)	
Marelli Holdings Co., Ltd.	Citibank	**1865	-	
Marelli Holdings Co., Ltd.	Citibank	**2112	-	
Marelli Holdings Co., Ltd.	Citibank	**1873	-	
Marelli Holdings Co., Ltd.	Citibank	**1881	-	
Marelli Holdings Co., Ltd.	Citizens Bank	**0795	1,000.00	
Marelli Holdings Co., Ltd.	Mizuho Bank	**0588	-	
Marelli Holdings Co., Ltd.	Mizuho Bank	**0596	0.05	
Marelli Holdings Co., Ltd.	Mizuho Bank	**0618	19,740.42	
Marelli Holdings Co., Ltd.	Mizuho Bank	**1071	80,745.57	
Marelli Holdings Co., Ltd.	Mizuho Bank	**1098	-	
Marelli Holdings Co., Ltd.	Mizuho Bank	**1846	609,232.01	
Marelli Holdings Co., Ltd.	Mizuho Bank	**4101	-	
Marelli Holdings Co., Ltd.	Mizuho Bank	**5785	-	
Marelli Holdings Co., Ltd.	Mizuho Bank	**5793	-	
Marelli Holdings Co., Ltd.	Mizuho Bank	**6286	-	
Marelli Holdings Co., Ltd.	Mizuho Bank	**6297	-	
Marelli Holdings Co., Ltd.	Mizuho Bank	**1096	29,405.58	
Marelli Holdings Co., Ltd.	Sumitomo Mitsui Banking Corporation	**3965	4,416.67	
Marelli Indústria e Comércio de Componentes Automotivos Brasil Ltda.	Banco do Brasil	**5101	135,150.24	
Marelli Indústria e Comércio de Componentes Automotivos Brasil Ltda.	Banco Santander	**63-8	-	
Marelli Indústria e Comércio de Componentes Automotivos Brasil Ltda.	Banco Santander	**73-8	3,057,106.67	
Marelli Indústria e Comércio de Componentes Automotivos Brasil Ltda.	Banco Santander	**82-4	-	
Marelli Indústria e Comércio de Componentes Automotivos Brasil Ltda.	Banco Santander	**88-6	-	
Marelli Indústria e Comércio de Componentes Automotivos Brasil Ltda.	Banco Santander	**79-0	-	
Marelli Indústria e Comércio de Componentes Automotivos Brasil Ltda.	Banco Santander	**85-5	-	
Marelli Indústria e Comércio de Componentes Automotivos Brasil Ltda.	Banco Santander	n.a.	-	
Marelli Indústria e Comércio de Componentes Automotivos Brasil Ltda.	Citibank	**9688	107.77	
Marelli Indústria e Comércio de Componentes Automotivos Brasil Ltda.	Citibank	**9696	23.68	
Marelli Indústria e Comércio de Componentes Automotivos Brasil Ltda.	Citizens Bank	**1066	-	
Marelli International Trading (Shanghai) Co., Ltd	Bank of China	**5326	15.02	
Marelli International Trading (Shanghai) Co., Ltd	Bank of China	**7022	1,503,846.03	
Marelli International Trading (Shanghai) Co., Ltd	Bank of China	**0738	18,109.98	
Marelli International Trading (Shanghai) Co., Ltd	Bank of China	**4953	798,262.35	
Marelli International Trading (Shanghai) Co., Ltd	Bank of China	**0723	1,412,994.15	
Marelli International Trading (Shanghai) Co., Ltd	Industrial and Commercial Bank of China	**1276	-	
Marelli International Trading (Shanghai) Co., Ltd	Mizuho Bank	**7716	-	
Marelli Iwashiro Corp.	Citizens Bank	**0809	1,000.00	
Marelli Iwashiro Corp.	JA Fukushima Mirai JP	**5298	1,858.92	
Marelli Iwashiro Corp.	Mizuho Bank	**0179	320,561.56	
Marelli Kechnec Slovakia s.r.o.	Citibank	**0005	(0.80)	
Marelli Kechnec Slovakia s.r.o.	Citibank	**0028	-	
Marelli Kechnec Slovakia s.r.o.	Citibank	**0007	5,901.55	
Marelli Kechnec Slovakia s.r.o.	Citibank	**3029	-	
Marelli Kechnec Slovakia s.r.o.	Citibank	**0101	-	
Marelli Kechnec Slovakia s.r.o.	Citibank	**0218	-	
Marelli Kechnec Slovakia s.r.o.	Citizens Bank	**1058	914.50	
Marelli Kyushu Corporation	Citizens Bank	**0817	1,000.00	
Marelli Kyushu Corporation	Mizuho Bank	**9071	1,282,246.24	
Marelli Kyushu Corporation	Mizuho Bank	**2214	64.11	
Marelli Kyushu Corporation	Oita Bank	**1217	3,591.34	
Marelli Mako Turkey Elektrik Sanayi Ve Ticaret Anonim Sirketi	Citizens Bank	**1198	914.50	
Marelli Mako Turkey Elektrik Sanayi Ve Ticaret Anonim Sirketi	VakıfBank	**2472	-	
Marelli Mako Turkey Elektrik Sanayi Ve Ticaret Anonim Sirketi	VakıfBank	**8677	-	
Marelli Mako Turkey Elektrik Sanayi Ve Ticaret Anonim Sirketi	VakıfBank	**0467	227.48	
Marelli Mako Turkey Elektrik Sanayi Ve Ticaret Anonim Sirketi	VakıfBank	**4870	6,978.74	
Marelli Mako Turkey Elektrik Sanayi Ve Ticaret Anonim Sirketi	VakıfBank	**7563	-	
Marelli Mako Turkey Elektrik Sanayi Ve Ticaret Anonim Sirketi	VakıfBank	n.a.	7,095,825.63	
Marelli Mako Turkey Elektrik Sanayi Ve Ticaret Anonim Sirketi	Yapı Kredi	**8045	-	
Marelli Mako Turkey Elektrik Sanayi Ve Ticaret Anonim Sirketi	Yapı Kredi	**2625	-	
Marelli Mako Turkey Elektrik Sanayi Ve Ticaret Anonim Sirketi	Yapı Kredi	**0395	-	
Marelli Mako Turkey Elektrik Sanayi Ve Ticaret Anonim Sirketi	Yapı Kredi	**1671	-	
Marelli Mako Turkey Elektrik Sanayi Ve Ticaret Anonim Sirketi	Yapı Kredi	**8252	-	
Marelli Mako Turkey Elektrik Sanayi Ve Ticaret Anonim Sirketi	Yapı Kredi	n.a.	10,532,338.51	
Marelli Mako Turkey Elektrik Sanayi Ve Ticaret Anonim Sirketi	Yapı Kredi	**5263	237.89	
Marelli Mako Turkey Elektrik Sanayi Ve Ticaret Anonim Sirketi	Yapı Kredi	**8768	4,703,950.80	
Marelli Mexicana, S.A. de C.V.	BBVA	**4064	855,729.56	
Marelli Mexicana, S.A. de C.V.	BBVA	**7344	43,878.48	
Marelli Mexicana, S.A. de C.V.	Flagstar Bank	**2521	1,000.00	
Marelli Mexicana, S.A. de C.V.	JP Morgan Chase Bank	**6134	435,271.98	
Marelli Mexicana, S.A. de C.V.	JP Morgan Chase Bank	**0719	-	
Marelli Morocco LLC	Citibank	**2045	-	
Marelli Morocco LLC	Citibank	**4504	345,239.82	
Marelli Morocco LLC	Citibank	**4512	-	
Marelli Morocco LLC	Citibank	**4016	5,256.68	
Marelli Morocco LLC	Citizens Bank	**1031	914.50	
Marelli Morocco LLC	Societe Generale	**7478	287,029.01	
Marelli Morocco LLC	Societe Generale	**5021	28,668.67	
Marelli North America, Inc.	Citizens Bank	**4841	20,000.00	
Marelli North America, Inc.	JP Morgan Chase Bank	**9548	-	
Marelli North America, Inc.	JP Morgan Chase Bank	**6979	481,977.40	
Marelli North America, Inc.	JP Morgan Chase Bank	**1475	1,277,557.23	
Marelli North America, Inc.	JP Morgan Chase Bank	**1483	6,631,439.11	
Marelli North America, Inc.	JP Morgan Chase Bank	**7214	-	
Marelli North America, Inc.	JP Morgan Chase Bank	**7222	185,949.61	
Marelli North America, Inc.	JP Morgan Chase Bank	**7477	12,981,779.29	
Marelli North America, Inc.	JP Morgan Chase Bank	**9832	376,479.36	
Marelli North America, Inc.	Mizuho Bank	**9271	7,862,756.64	
Marelli North America, Inc.	Mizuho Bank	**9297	-	
Marelli North America, Inc.	PNC	**0914	80,194.67	
Marelli North Carolina USA LLC	Citizens Bank	**6297	1,000.00	

In re Marelli Automotive Lighting USA LLC
Case No.: 25-11034
Bank Account Balances at February 27, 2026
(in USD dollars)

Debtor	Financial Institution	Account #	Balance	Account Change
Marelli North Carolina USA LLC	JP Morgan Chase Bank	**8097	-	-
Marelli Ploiesti Romania S.R.L.	Citibank	**6428	-	-
Marelli Ploiesti Romania S.R.L.	Citibank	**6436	-	-
Marelli Ploiesti Romania S.R.L.	Citibank	**0025	563,093.62	-
Marelli Ploiesti Romania S.R.L.	Citibank	**0033	393,832.03	-
Marelli Ploiesti Romania S.R.L.	Citibank	**6444	-	-
Marelli Ploiesti Romania S.R.L.	Citizens Bank	**1317	914.50	-
Marelli Powertrain (Hefei) Co., Ltd.	Bank of China	**1344	1,579,213.52	-
Marelli Powertrain (Hefei) Co., Ltd.	Mizuho Bank	**7709	-	-
Marelli Powertrain (Hefei) Co., Ltd.	Mizuho Bank	**2692	5,130.17	-
Marelli Powertrain (Hefei) Co., Ltd.	Mizuho Bank	**4362	-	-
Marelli R&D Co., Ltd.	Bank of China	**2823	192,366.95	-
Marelli R&D Co., Ltd.	Bank of China	**4971	75,456.21	-
Marelli R&D Co., Ltd.	Mizuho Bank	**5085	-	-
Marelli Ride Dynamics México, S. de R.L. de C.V.	BBVA	**0819	242,472.50	-
Marelli Ride Dynamics México, S. de R.L. de C.V.	Flagstar Bank	**2513	1,000.00	-
Marelli Ride Dynamics México, S. de R.L. de C.V.	JP Morgan Chase Bank	**0637	-	-
Marelli Ride Dynamics México, S. de R.L. de C.V.	JP Morgan Chase Bank	**5121	235,624.54	-
Marelli Ride Dynamics México, S. de R.L. de C.V.	JP Morgan Chase Bank	**9426	-	-
Marelli Sistemas Automotivos Indústria e Comércio Brasil Ltda	Banco do Brasil	**0101	310,011.26	-
Marelli Sistemas Automotivos Indústria e Comércio Brasil Ltda	Banco Santander	**54-4	-	-
Marelli Sistemas Automotivos Indústria e Comércio Brasil Ltda	Banco Santander	**52-6	27,720,664.71	-
Marelli Sistemas Automotivos Indústria e Comércio Brasil Ltda	Banco Santander	**61-2	-	-
Marelli Sistemas Automotivos Indústria e Comércio Brasil Ltda	Banco Santander	**28-9	-	-
Marelli Sistemas Automotivos Indústria e Comércio Brasil Ltda	Banco Santander	**97-2	-	-
Marelli Sistemas Automotivos Indústria e Comércio Brasil Ltda	Banco Santander	**74-5	-	-
Marelli Sistemas Automotivos Indústria e Comércio Brasil Ltda	Banco Santander	**30-5	-	-
Marelli Sistemas Automotivos Indústria e Comércio Brasil Ltda	Banco Santander	**65-6	-	-
Marelli Sistemas Automotivos Indústria e Comércio Brasil Ltda	Banco Santander	**6668	-	-
Marelli Sistemas Automotivos Indústria e Comércio Brasil Ltda	Banco Santander	**63-9	-	-
Marelli Sistemas Automotivos Indústria e Comércio Brasil Ltda	Banco Santander	**6651	-	-
Marelli Sistemas Automotivos Indústria e Comércio Brasil Ltda	Banco Santander	**6675	-	-
Marelli Sistemas Automotivos Indústria e Comércio Brasil Ltda	Banco Santander	n.a.	192,934.72	-
Marelli Sistemas Automotivos Indústria e Comércio Brasil Ltda	Banco Paulista	n.a.	3,090,935.98	-
Marelli Sistemas Automotivos Indústria e Comércio Brasil Ltda	Bradesco	**9115	101,465.02	-
Marelli Sistemas Automotivos Indústria e Comércio Brasil Ltda	Citibank	**8622	97.58	-
Marelli Sistemas Automotivos Indústria e Comércio Brasil Ltda	Citibank	**3093	79.17	-
Marelli Sistemas Automotivos Indústria e Comércio Brasil Ltda	Citibank	**8630	132,981.45	-
Marelli Sistemas Automotivos Indústria e Comércio Brasil Ltda	Citibank	**3085	62.91	-
Marelli Sistemas Automotivos Indústria e Comércio Brasil Ltda	Citibank	**8657	11.76	-
Marelli Sistemas Automotivos Indústria e Comércio Brasil Ltda	Citibank	**8665	19,500.31	-
Marelli Sistemas Automotivos Indústria e Comércio Brasil Ltda	Citizens Bank	**1074	-	-
Marelli Sistemas Automotivos Indústria e Comércio Brasil Ltda	Mizuho Bank	**2992	-	-
Marelli Smart Me Up	Citibank	**1210	5,902.50	-
Marelli Smart Me Up	Citizens Bank	**1112	914.50	-
Marelli Sophia Antipolis France	Citibank	**0286	5,902.50	-
Marelli Sophia Antipolis France	Citizens Bank	**1325	914.50	-
Marelli Sosnowiec Poland Sp. z o.o.	Citibank	**3012	-	-
Marelli Sosnowiec Poland Sp. z o.o.	Citibank	**3228	-	-
Marelli Sosnowiec Poland Sp. z o.o.	Citibank	**7036	-	-
Marelli Sosnowiec Poland Sp. z o.o.	Citibank	**9016	-	-
Marelli Sosnowiec Poland Sp. z o.o.	Citibank	**3004	1,397,395.37	-
Marelli Sosnowiec Poland Sp. z o.o.	Citibank	**3039	-	-
Marelli Sosnowiec Poland Sp. z o.o.	Citibank	**3236	-	-
Marelli Sosnowiec Poland Sp. z o.o.	Citibank	**7009	1,117,818.33	-
Marelli Sosnowiec Poland Sp. z o.o.	Citibank	**7033	419,181.87	-
Marelli Sosnowiec Poland Sp. z o.o.	Citibank	**7500	45,992.49	-
Marelli Sosnowiec Poland Sp. z o.o.	Citibank	**3040	-	-
Marelli Sosnowiec Poland Sp. z o.o.	Citibank	**3244	-	-
Marelli Sosnowiec Poland Sp. z o.o.	Citibank	**7035	-	-
Marelli Sosnowiec Poland Sp. z o.o.	Citizens Bank	**1333	914.50	-
Marelli Suspension Systems Italy S.P.A.	Citibank	**2014	59,024.98	-
Marelli Suspension Systems Italy S.P.A.	Citibank	**2022	7,742.93	-
Marelli Suspension Systems Italy S.P.A.	Citizens Bank	**0906	917.04	-
Marelli Suspension Systems Italy S.P.A.	Unicredit	**3035	14,506.63	-
Marelli Tennessee USA LLC	JP Morgan Chase Bank	**8117	-	-
Marelli Tennessee USA LLC	JP Morgan Chase Bank	**7203	5,985,102.12	-
Marelli Toluca México S. de R.L. de C.V.	BBVA	**1084	517,736.86	-
Marelli Toluca México S. de R.L. de C.V.	BBVA	**1553	1,323.62	-
Marelli Toluca México S. de R.L. de C.V.	Flagstar Bank	**2548	1,000.00	-
Marelli Toluca México S. de R.L. de C.V.	JP Morgan Chase Bank	**0632	-	-
Marelli Toluca México S. de R.L. de C.V.	JP Morgan Chase Bank	**5118	565,862.03	-
Marelli Toluca México S. de R.L. de C.V.	JP Morgan Chase Bank	**9392	-	-
Marelli Tooling (Guangzhou) Corporation	Bank of China	**0306	6,757.96	-
Marelli Tooling (Guangzhou) Corporation	Mizuho Bank	**2964	-	-
Marelli Tooling (Guangzhou) Corporation	Mizuho Bank	**2846	-	-
Marelli Tooling (Guangzhou) Corporation	Mizuho Bank	**3563	-	-
Marelli Yokohama Co., Ltd.	Citizens Bank	**0825	1,000.00	-
Marelli Yokohama Co., Ltd.	Mizuho Bank	**8169	641,123.12	-