

UNITED STATES BANKRUPTCY COURT

Northern DISTRICT OF Georgia

Newnan Division

In Re. East Coast Mechanical LLC

§
§
§
§

Case No. 25-10373

Debtor(s)

Lead Case No. 25-10356

☒ Jointly Administered

Monthly Operating Report

Chapter 11

Reporting Period Ended: 05/31/2025

Petition Date: 03/16/2025

Months Pending: 3

Industry Classification:

2	3	8	2
---	---	---	---

Reporting Method:

Accrual Basis ☒

Cash Basis ☐

Debtor's Full-Time Employees (current):

119

Debtor's Full-Time Employees (as of date of order for relief):

128

Supporting Documentation (check all that are attached):

(For jointly administered debtors, any required schedules must be provided on a non-consolidated basis for each debtor)

- ☐ Statement of cash receipts and disbursements
- ☒ Balance sheet containing the summary and detail of the assets, liabilities and equity (net worth) or deficit
- ☒ Statement of operations (profit or loss statement)
- ☒ Accounts receivable aging
- ☐ Postpetition liabilities aging
- ☐ Statement of capital assets
- ☐ Schedule of payments to professionals
- ☐ Schedule of payments to insiders
- ☒ All bank statements and bank reconciliations for the reporting period
- ☐ Description of the assets sold or transferred and the terms of the sale or transfer

/s/ Andrew Hede

Signature of Responsible Party

06/25/2025

Date

Andrew Hede

Printed Name of Responsible Party

One Vanderbilt Ave, 24th floor, New York, NY 10017
Address

STATEMENT: This Periodic Report is associated with an open bankruptcy case; therefore § 1320.4(a)(2) applies.



2510356250625000000000018

Debtor's Name East Coast Mechanical LLC

Case No. 25-10373

Part 1: Cash Receipts and Disbursements	Current Month	Cumulative
a. Cash balance beginning of month	\$2,292,828	
b. Total receipts (net of transfers between accounts)	\$2,375,770	\$4,879,884
c. Total disbursements (net of transfers between accounts)	\$2,265,950	\$4,350,307
d. Cash balance end of month (a+b-c)	\$2,402,647	
e. Disbursements made by third party for the benefit of the estate	\$0	\$0
f. Total disbursements for quarterly fee calculation (c+e)	\$2,265,950	\$4,350,307

Part 2: Asset and Liability Status (Not generally applicable to Individual Debtors. See Instructions.)	Current Month
a. Accounts receivable (total net of allowance)	\$224,619
b. Accounts receivable over 90 days outstanding (net of allowance)	\$40,307
c. Inventory (Book <input checked="" type="radio"/> Market <input type="radio"/> Other <input type="radio"/> (attach explanation))	\$1,234,384
d. Total current assets	\$5,292,573
e. Total assets	\$27,575,880
f. Postpetition payables (excluding taxes)	\$167,995
g. Postpetition payables past due (excluding taxes)	\$0
h. Postpetition taxes payable	\$41,660
i. Postpetition taxes past due	\$0
j. Total postpetition debt (f+h)	\$209,656
k. Prepetition secured debt	\$0
l. Prepetition priority debt	\$0
m. Prepetition unsecured debt	\$25,786,656
n. Total liabilities (debt) (j+k+l+m)	\$25,996,311
o. Ending equity/net worth (e-n)	\$1,579,569

Part 3: Assets Sold or Transferred	Current Month	Cumulative
a. Total cash sales price for assets sold/transferred outside the ordinary course of business	\$0	\$0
b. Total payments to third parties incident to assets being sold/transferred outside the ordinary course of business	\$0	\$0
c. Net cash proceeds from assets sold/transferred outside the ordinary course of business (a-b)	\$0	\$0

Part 4: Income Statement (Statement of Operations) (Not generally applicable to Individual Debtors. See Instructions.)	Current Month	Cumulative
a. Gross income/sales (net of returns and allowances)	\$2,322,473	
b. Cost of goods sold (inclusive of depreciation, if applicable)	\$1,345,711	
c. Gross profit (a-b)	\$976,762	
d. Selling expenses	\$124,607	
e. General and administrative expenses	\$669,690	
f. Other expenses	\$88	
g. Depreciation and/or amortization (not included in 4b)	\$261,551	
h. Interest	\$3,948	
i. Taxes (local, state, and federal)	\$0	
j. Reorganization items	\$0	
k. Profit (loss)	\$-75,233	\$60,031

Debtor's Name East Coast Mechanical LLC

Case No. 25-10373

Part 5: Professional Fees and Expenses

a.			Approved Current Month	Approved Cumulative	Paid Current Month	Paid Cumulative
	Debtor's professional fees & expenses (bankruptcy) <i>Aggregate Total</i>					
	<i>Itemized Breakdown by Firm</i>					
	Firm Name	Role				
i						
ii						
iii						
iv						
v						
vi						
vii						
viii						
ix						
x						
xi						
xii						
xiii						
xiv						
xv						
xvi						
xvii						
xviii						
xix						
xx						
xxi						
xxii						
xxiii						
xxiv						
xxv						
xxvi						
xxvii						
xxviii						
xxix						
xxx						
xxxi						
xxxii						
xxxiii						
xxxiv						
xxxv						
xxxvi						

Case No. 25-10373

xxxvii						
xxxviii						
xxxix						
xl						
xli						
xlii						
xliii						
xliv						
xlv						
xlvi						
xlvii						
xlviii						
xlix						
l						
li						
lii						
liii						
liv						
lv						
lvi						
lvii						
lviii						
lix						
lx						
lxi						
lxii						
lxiii						
lxiv						
lxv						
lxvi						
lxvii						
lxviii						
lxix						
lxx						
lxxi						
lxxii						
lxxiii						
lxxiv						
lxxv						
lxxvi						
lxxvii						
lxxviii						

Debtor's Name East Coast Mechanical LLC

Case No. 25-10373

lxxix						
lxxx						
lxxxi						
lxxxii						
lxxxiii						
lxxxiv						
lxxxv						
lxxxvi						
lxxxvii						
lxxxviii						
lxxxix						
xc						
xc i						
xcii						
xciii						
xciv						
xcv						
xcvi						
xcvii						
xcviii						
xcix						
c						
ci						

b.			Approved Current Month	Approved Cumulative	Paid Current Month	Paid Cumulative
	Debtor's professional fees & expenses (nonbankruptcy) <i>Aggregate Total</i>					
	<i>Itemized Breakdown by Firm</i>					
	Firm Name	Role				
i						
ii						
iii						
iv						
v						
vi						
vii						
viii						
ix						
x						
xi						
xii						
xiii						
xiv						

Debtor's Name East Coast Mechanical LLC

Case No. 25-10373

xv						
xvi						
xvii						
xviii						
xix						
xx						
xxi						
xxii						
xxiii						
xxiv						
xxv						
xxvi						
xxvii						
xxviii						
xxix						
xxx						
xxxi						
xxxii						
xxxiii						
xxxiv						
xxxv						
xxxvi						
xxxvii						
xxxviii						
xxxix						
xl						
xli						
xlii						
xliii						
xliv						
xlv						
xlvi						
xlvii						
xlviii						
xlix						
l						
li						
lii						
liii						
liv						
lv						
lvi						

Case No. 25-10373

lvii						
lviii						
lix						
lx						
lxi						
lxii						
lxiii						
lxiv						
lxv						
lxvi						
lxvii						
lxviii						
lxix						
lxx						
lxxi						
lxxii						
lxxiii						
lxxiv						
lxxv						
lxxvi						
lxxvii						
lxxviii						
lxxix						
lxxx						
lxxxi						
lxxxii						
lxxxiii						
lxxxiv						
lxxxv						
lxxxvi						
lxxxvii						
lxxxviii						
lxxxix						
xc						
xc i						
xcii						
xciii						
xciv						
xcv						
xcvi						
xcvii						
xcviii						

Debtor's Name East Coast Mechanical LLC

Case No. 25-10373

	xcix						
	c						
c.	All professional fees and expenses (debtor & committees)						

Part 6: Postpetition Taxes**Current Month****Cumulative**

a.	Postpetition income taxes accrued (local, state, and federal)	\$0	\$0
b.	Postpetition income taxes paid (local, state, and federal)	\$0	\$0
c.	Postpetition employer payroll taxes accrued	\$29,008	\$66,998
d.	Postpetition employer payroll taxes paid	\$55,356	\$122,424
e.	Postpetition property taxes paid	\$0	\$0
f.	Postpetition other taxes accrued (local, state, and federal)	\$41,660	\$79,866
g.	Postpetition other taxes paid (local, state, and federal)	\$38,206	\$77,906

Part 7: Questionnaire - During this reporting period:

- a. Were any payments made on prepetition debt? (if yes, see Instructions) Yes ☐ No ☒
- b. Were any payments made outside the ordinary course of business without court approval? (if yes, see Instructions) Yes ☐ No ☒
- c. Were any payments made to or on behalf of insiders? Yes ☐ No ☒
- d. Are you current on postpetition tax return filings? Yes ☒ No ☐
- e. Are you current on postpetition estimated tax payments? Yes ☒ No ☐
- f. Were all trust fund taxes remitted on a current basis? Yes ☒ No ☐
- g. Was there any postpetition borrowing, other than trade credit? (if yes, see Instructions) Yes ☒ No ☐
- h. Were all payments made to or on behalf of professionals approved by the court? Yes ☐ No ☒ N/A ☐
- i. Do you have:
- Worker's compensation insurance? Yes ☒ No ☐
 - If yes, are your premiums current? Yes ☒ No ☐ N/A ☐ (if no, see Instructions)
 - Casualty/property insurance? Yes ☒ No ☐
 - If yes, are your premiums current? Yes ☒ No ☐ N/A ☐ (if no, see Instructions)
 - General liability insurance? Yes ☒ No ☐
 - If yes, are your premiums current? Yes ☒ No ☐ N/A ☐ (if no, see Instructions)
- j. Has a plan of reorganization been filed with the court? Yes ☐ No ☒
- k. Has a disclosure statement been filed with the court? Yes ☒ No ☐
- l. Are you current with quarterly U.S. Trustee fees as set forth under 28 U.S.C. § 1930? Yes ☒ No ☐

Debtor's Name East Coast Mechanical LLC

Case No. 25-10373

Part 8: Individual Chapter 11 Debtors (Only)

- | | | |
|--|-------|-----|
| a. Gross income (receipts) from salary and wages | _____ | \$0 |
| b. Gross income (receipts) from self-employment | _____ | \$0 |
| c. Gross income from all other sources | _____ | \$0 |
| d. Total income in the reporting period (a+b+c) | _____ | \$0 |
| e. Payroll deductions | _____ | \$0 |
| f. Self-employment related expenses | _____ | \$0 |
| g. Living expenses | _____ | \$0 |
| h. All other expenses | _____ | \$0 |
| i. Total expenses in the reporting period (e+f+g+h) | _____ | \$0 |
| j. Difference between total income and total expenses (d-i) | _____ | \$0 |
| k. List the total amount of all postpetition debts that are past due | _____ | \$0 |
- l. Are you required to pay any Domestic Support Obligations as defined by 11 U.S.C § 101(14A)? Yes ☐ No ☒
- m. If yes, have you made all Domestic Support Obligation payments? Yes ☐ No ☐ N/A ☒

Privacy Act Statement

28 U.S.C. § 589b authorizes the collection of this information, and provision of this information is mandatory under 11 U.S.C. §§ 704, 1106, and 1107. The United States Trustee will use this information to calculate statutory fee assessments under 28 U.S.C. § 1930(a)(6). The United States Trustee will also use this information to evaluate a chapter 11 debtor's progress through the bankruptcy system, including the likelihood of a plan of reorganization being confirmed and whether the case is being prosecuted in good faith. This information may be disclosed to a bankruptcy trustee or examiner when the information is needed to perform the trustee's or examiner's duties or to the appropriate federal, state, local, regulatory, tribal, or foreign law enforcement agency when the information indicates a violation or potential violation of law. Other disclosures may be made for routine purposes. For a discussion of the types of routine disclosures that may be made, you may consult the Executive Office for United States Trustee's systems of records notice, UST-001, "Bankruptcy Case Files and Associated Records." See 71 Fed. Reg. 59,818 et seq. (Oct. 11, 2006). A copy of the notice may be obtained at the following link: http://www.justice.gov/ust/eo/rules_regulations/index.htm. Failure to provide this information could result in the dismissal or conversion of your bankruptcy case or other action by the United States Trustee. 11 U.S.C. § 1112(b)(4)(F).

I declare under penalty of perjury that the foregoing Monthly Operating Report and its supporting documentation are true and correct and that I have been authorized to sign this report on behalf of the estate.

/s/ Andrew Hede

Signature of Responsible Party

Chief Restructuring Officer

Title

Andrew Hede


Printed Name of Responsible Party

06/25/2025


Date

Debtor's Name East Coast Mechanical LLC


Case No. 25-10373




PageOnePartOne



PageOnePartTwo



PageTwoPartOne



PageTwoPartTwo

Debtor's Name East Coast Mechanical LLC

Case No. 25-10373



Bankruptcy1to50



Bankruptcy51to100




NonBankruptcy1to50




NonBankruptcy51to100

Debtor's Name East Coast Mechanical LLC

Case No. 25-10373



PageThree



PageFour

**IN THE UNITED STATES BANKRUPTCY COURT
NORTHERN DISTRICT OF GEORGIA
NEWNAN DIVISION**

In re:

AFH AIR PROS, LLC, *et al.*,¹

Debtors.

Chapter 11

Case No. 25-10356 (PMB)

(Jointly Administered)

**EXPLANATORY NOTES TO THE DEBTORS'
MONTHLY OPERATING REPORTS FOR MAY 2025**

On March 16, 2025, each of the debtors and debtors in possession in the above-captioned cases (collectively, the “Debtors”) filed voluntary petitions (the “Chapter 11 Cases”) under chapter 11 of title 11 of the United States Code, 11 U.S.C. §§ 101–1532 (the “Bankruptcy Code”) in the United States Bankruptcy Court for the Northern District of Georgia (the “Bankruptcy Court”).

The following explanatory notes should be referred to, and referenced, in connection with any review of the Debtors’ consolidated Monthly Operating Report (the “MOR”).

Introduction. The MOR is unaudited and does not purport to represent a financial statement prepared in accordance with accounting principles generally accepted in the United States (“GAAP”) and is not intended to fully reconcile to the consolidated financial statements prepared by the Debtors. Information contained in the MOR has been derived from the Debtors’ books and records, but does not reflect in all circumstances presentation for GAAP reporting purposes. To comply with their obligations during these Chapter 11 Cases, the Debtors have prepared the MOR using the best information presently available to them. The information presented in the MOR is true and accurate to the best of the Debtors’ knowledge, information, and belief, based on currently available data. The Debtors reserve the right to amend or supplement this MOR, if necessary.

Explanatory Notes and Assumptions.

1. **Accrued Expenses:** Given the constraints of the Debtors’ accounting system and to ensure the timely filing of the MORs, certain accrued expenses incurred in the ordinary course of business have been included as liabilities subject to compromise as of March 31, 2025.

¹ The last four digits of AFH Air Pros, LLC’s tax identification number are 1228. Due to the large number of debtor entities in these chapter 11 cases, a complete list of the debtor entities and the last four digits of their federal tax identification numbers is not provided herein. A complete list of such information may be obtained on the website of the claims and noticing agent at <https://www.veritaglobal.net/AirPros>. The mailing address for the debtor entities for purposes of these chapter 11 cases is: 150 S. Pine Island Road, Suite 200, Plantation, Florida 33324.

2. **Disbursement Systems and Cash:** Cash is received and disbursed by the Debtors in a manner consistent with the practices as described in the *Emergency Motion of the Debtors for Entry of Interim and Final Orders (I) Authorizing the Maintenance of Bank Accounts and Continued Use of Existing Business Forms and Checks, (II) Authorizing the Continued Use of Cash Management System, (III) Waiving Certain Investment and Deposit Guidelines, (IV) Authorizing the Debtors to Maintain Corporate Card Program and Honor Prepetition Obligations Related Thereto, and (V) Granting Administrative Expense Status to Postpetition Intercompany Claims* [D.I. 11] (the “Cash Management Motion”) and related orders [D.I. 31 & 187].

As described in the Cash Management Motion, the Debtors’ cash receipts that enter the cash management system through the “Fully Integrated Zero-Balance Operating Accounts” in the name of most operating Debtors are swept at the end of each day and are subsequently deposited into a corporate concentration account in the name of Air Pros, LLC. The cash disbursements for purposes of calculating the fees owed to the Office of the United States Trustee exclude these daily intercompany zero-balance transfers. In addition, given these zero-balance account transfer mechanics, on certain of the Debtors’ MORs the ending cash balance identified in Part 1 will not equal the cash balance in other parts of the MOR (on a bank or book basis, e.g., on the balance sheet).

3. **Payments to Insiders:** The only insider payments made by the Debtors were ordinary course payroll to Brian Smith, Chief Operating Officer of the Debtors. These payments were made by Debtor Air Pros Solutions, LLC.

4. **Supporting Documentation:** Bank Reconciliation. In accordance with the Monthly Operating Report Instructions in connection with the completion of *UST Form 11-MOR, Part 1, Cash Receipts and Disbursements*, reported cash receipts and disbursements exclude intercompany and debtor-to-debtor transactions. As a result, for those Debtors with net intercompany cash outflows or inflows during the reporting period, the ending cash balances reported on Form 11-MOR Part 1 may not match the ending cash balances per the Debtors’ bank statements or the Debtors’ books and records.

5. **Post-petition Financing:** As described in the *Emergency Motion of the Debtors for Entry of Interim and Final Orders (A) Authorizing the Debtors to Obtain Postpetition financing and to Use Cash Collateral, (B) Granting Liens and Superpriority Claims, (C) Granting Adequate Protection, (D) Modifying the Automatic Stay, (E) Scheduling Final Hearing, and (F) Granting Related Relief* [D.I. 13] (the “DIP Financing Motion”), and the final order approving the DIP Financing Motion [D.I. 255], the Debtors obtained post-petition financing to continue operations and fund these chapter 11 cases. The details of the post-financing are set forth in the DIP Financing Motion.

6. **Debtors’ Full-Time Employees:** In accordance with the MOR instructions, the Debtors’ full-time employee headcount in a given month is calculated based on work hours per entity during that month. The count of full-time employees at the petition date was based on the employee census of active employees as of that date. Hours worked month-to-month fluctuate as technicians work more or less based on customer demand.

East Coast Mechanical, LLC
AP Aging
As of 5/31/25
USD

Vendor	Current	1 - 30	31 - 60	61 - 90	91+	Total
Gonzalo Martinez	20					20
Ronel Laneaut	40					40
Amazon.Com		30				30
American Express	1,575					1,575
American Express	9					9
American Express	560					560
Vestis			278.49			278
Arco Supply, Inc.		46				46
Arco Supply, Inc.		21				21
Arco Supply, Inc.		3				3
Arco Supply, Inc.	-22					-22
Arco Supply, Inc.	-60					-60
AT&T	2,182					2,182
AT&T	2,244					2,244
Bestech, Inc.		264				264
Carrier Of Florida	236					236
Carrier Of Florida	380					380
Carrier Of Florida	-116					-116
Carrier Of Florida	-1,238					-1,238
Carrier Of Florida	-612					-612
Carrier Of Florida	-758					-758
Carrier Of Florida	-1,391					-1,391
Carrier Of Florida	-172					-172
Carrier Of Florida	-2,915					-2,915
Carrier Of Florida	-1,596					-1,596
Carrier Of Florida	-363					-363
Carrier Of Florida	1,840					1,840
Carrier Of Florida	-1,840					-1,840
Carrier Of Florida	741					741
Carrier Of Florida	-741					-741
Carrier Of Florida	-996					-996
Carrier Of Florida	-669					-669
Carrier Of Florida	0					0
Consolidated Electrical Distributors	210					210
Consolidated Electrical Distributors	749					749
Consolidated Electrical Distributors	851					851
Consolidated Electrical Distributors	676					676
Consolidated Electrical Distributors	80					80
Consolidated Electrical Distributors	1,149					1,149
Consolidated Electrical Distributors	42					42
Consolidated Electrical Distributors	1,322					1,322
Consolidated Electrical Distributors	1,191					1,191
Consolidated Electrical Distributors	1,706					1,706
Consolidated Electrical Distributors	810					810
Consolidated Electrical Distributors	128					128
Consolidated Electrical Distributors	204					204
Consolidated Electrical Distributors	25					25
Consolidated Electrical Distributors	377					377
Consolidated Electrical Distributors	2					2

Vendor	Document	Current	1 - 30	31 - 60	61 - 90	91+	Total
Consolidated Electrical Distributors		160					160
Consolidated Electrical Distributors		315					315
Consolidated Electrical Distributors		504					504
Consolidated Electrical Distributors		534					534
Consolidated Electrical Distributors		1,518					1,518
Consolidated Electrical Distributors		-45					-45
Consolidated Electrical Distributors		-30					-30
Consolidated Electrical Distributors		-79					-79
Craneman Inc.		385					385
Craneman Inc.		385					385
Craneman Inc.		385					385
Encompass Parts Distribution		-5					-5
Encompass Parts Distribution		224					224
Encompass Parts Distribution		5					5
Encompass Parts Distribution		-104					-104
Encompass Parts Distribution		-190					-190
Encompass Parts Distribution		-39					-39
Encompass Parts Distribution		-101					-101
Encompass Parts Distribution		-73					-73
Encompass Parts Distribution		-56					-56
Encompass Parts Distribution		-8					-8
Encompass Parts Distribution		-10					-10
Encompass Parts Distribution		-12					-12
Encompass Parts Distribution		-203					-203
Encompass Parts Distribution		-148					-148
Encompass Parts Distribution		-56					-56
Encompass Parts Distribution		-118					-118
Encompass Parts Distribution		-82					-82
Encompass Parts Distribution		-42					-42
Encompass Parts Distribution		-39					-39
Encompass Parts Distribution		-45					-45
Encompass Parts Distribution		-26					-26
Encompass Parts Distribution		-256					-256
Encompass Parts Distribution		-224					-224
Encompass Parts Distribution		-224					-224
Encompass Parts Distribution		-72					-72
Encompass Parts Distribution		-78					-78
Encompass Parts Distribution		-78					-78
Encompass Parts Distribution		-102					-102
Encompass Parts Distribution		102					102
Ferguson Enterprises			2,810				2,810
Ferguson Enterprises		8,679					8,679
Ferguson Enterprises		339					339
Ferguson Enterprises		2,663					2,663
Ferguson Enterprises		471					471
Ferguson Enterprises		-1,173					-1,173
Ferguson Enterprises			1,313				1,313
Ferguson Enterprises		-124					-124
Florida Power & Light Co.		2,442					2,442
Florida Power & Light Co.		133					133
Florida Power & Light Co.		3,422					3,422
Florida Power & Light Co.		2,719					2,719
Fox Appliance Parts			100				100

Vendor	Document	Current	1 - 30	31 - 60	61 - 90	91+	Total
Fox Appliance Parts		67					67
Fox Appliance Parts		37					37
Fox Appliance Parts		9					9
Gemaire Distributors, LLC			436				436
Gemaire Distributors, LLC			578				578
Gemaire Distributors, LLC			-383				-383
Gemaire Distributors, LLC		-198					-198
Gemaire Distributors, LLC			-540				-540
Gemaire Distributors, LLC		-217					-217
Gemaire Distributors, LLC		-103					-103
Gemaire Distributors, LLC		-849					-849
Gemaire Distributors, LLC		-407					-407
Gemaire Distributors, LLC		-820					-820
Gemaire Distributors, LLC		-493					-493
Gemaire Distributors, LLC		-450					-450
Gemaire Distributors, LLC		-1,210					-1,210
Gemaire Distributors, LLC		-471					-471
Gemaire Distributors, LLC		-97					-97
Gemaire Distributors, LLC		186					186
Gemaire Distributors, LLC		-186					-186
Geral Corporation		300					300
Graybar Electric Supply Inc.				5.40			5
Grainger		52					52
Grainger		150					150
Grainger		9					9
Grainger		8					8
Grainger		544					544
Grainger		29					29
Grainger		12					12
Grainger		-4					-4
Grainger		-6					-6
Grainger		14					14
Mel Greenblatt		200					200
Home Depot Credit Services		32					32
Home Depot Credit Services		-4					-4
Home Depot Credit Services		-10					-10
Home Depot Credit Services			16				16
Home Depot Credit Services		36					36
Home Depot Credit Services			8				8
Home Depot Credit Services			19				19
Home Depot Credit Services			58				58
Home Depot Credit Services			11				11
Home Depot Credit Services			13				13
Home Depot Credit Services			11				11
Home Depot Credit Services			38				38
Home Depot Credit Services			192				192
Home Depot Credit Services			638				638
Home Depot Credit Services			108				108
Home Depot Credit Services			8				8
Home Depot Credit Services			2,616				2,616
Home Depot Credit Services			38				38
Home Depot Credit Services			68				68
Home Depot Credit Services			27				27

Vendor	Document	Current	1 - 30	31 - 60	61 - 90	91+	Total
Home Depot Credit Services			24				24
Home Depot Credit Services			192				192
Home Depot Credit Services			35				35
Home Depot Credit Services			35				35
Home Depot Credit Services			12				12
Home Depot Credit Services			20				20
Home Depot Credit Services			4				4
Home Depot Credit Services			23				23
Home Depot Credit Services		7					7
Home Depot Credit Services			119				119
Home Depot Credit Services			3				3
Home Depot Credit Services			13				13
Home Depot Credit Services			55				55
Home Depot Credit Services			13				13
Home Depot Credit Services			35				35
Home Depot Credit Services			19				19
Home Depot Credit Services			22				22
Home Depot Credit Services			654				654
Home Depot Credit Services		14					14
Home Depot Credit Services			13				13
Home Depot Credit Services			13				13
Home Depot Credit Services		4					4
Home Depot Credit Services		214					214
Home Depot Credit Services		192					192
Home Depot Credit Services		19					19
Home Depot Credit Services		43					43
Home Depot Credit Services		15					15
Home Depot Credit Services		22					22
Home Depot Credit Services		2,719					2,719
Home Depot Credit Services		202					202
Home Depot Credit Services		23					23
Home Depot Credit Services		16					16
Home Depot Credit Services		11					11
Home Depot Credit Services		119					119
Home Depot Credit Services		87					87
Home Depot Credit Services		19					19
Home Depot Credit Services		101					101
Home Depot Credit Services		59					59
Home Depot Credit Services		212					212
Home Depot Credit Services		16					16
Home Depot Credit Services		336					336
Home Depot Credit Services		28					28
Home Depot Credit Services		20					20
Home Depot Credit Services		20					20
Home Depot Credit Services		1,760					1,760
Home Depot Credit Services		43					43
Home Depot Credit Services		248					248
Home Depot Credit Services		11					11
Home Depot Credit Services		6					6
Home Depot Credit Services		11					11
Home Depot Credit Services		15					15
Home Depot Credit Services		87					87
Home Depot Credit Services		16					16

Vendor	Document	Current	1 - 30	31 - 60	61 - 90	91+	Total
Home Depot Credit Services		57					57
Home Depot Credit Services		7					7
Home Depot Credit Services		43					43
Home Depot Credit Services		18					18
Home Depot Credit Services		18					18
Home Depot Credit Services		10					10
Home Depot Credit Services		9					9
Home Depot Credit Services		11					11
Home Depot Credit Services		1,318					1,318
Home Depot Credit Services		5,163					5,163
Home Depot Credit Services		1,736					1,736
Home Depot Credit Services		13					13
Home Depot Credit Services		18					18
Home Depot Credit Services		39					39
Home Depot Credit Services		22					22
Home Depot Credit Services		11					11
Home Depot Credit Services		19					19
Home Depot Credit Services		31					31
Home Depot Credit Services		135					135
Home Depot Credit Services		-500					-500
Home Depot Credit Services		-13					-13
Home Depot Credit Services				179			179
Home Depot Credit Services		-192					-192
Home Depot Credit Services		-187					-187
Home Depot Credit Services				-241			-241
Home Depot Credit Services		273					273
Home Depot Credit Services		5,028					5,028
Home Depot Credit Services		-12					-12
Home Depot Credit Services		-19					-19
Home Depot Credit Services		-11					-11
Home Depot Credit Services		-8					-8
Home Depot Credit Services		545					545
Home Depot Credit Services		74					74
Home Depot Credit Services		75					75
Home Depot Credit Services		192					192
Home Depot Credit Services		19					19
Home Depot Credit Services		-19					-19
Hughes Supply				17			17
Hughes Supply				428			428
Hughes Supply				301			301
Hughes Supply		321					321
Hughes Supply				141			141
Hughes Supply				481			481
Hughes Supply		2,482					2,482
Hughes Supply		109					109
Hughes Supply		-2,367					-2,367
Hughes Supply		-8					-8
Johnstone Supply		21					21
Johnstone Supply		73					73
Johnstone Supply		101					101
Johnstone Supply				59			59
Johnstone Supply				-59			-59
Johnstone Supply		101					101

Vendor	Document	Current	1 - 30	31 - 60	61 - 90	91+	Total
Johnstone Supply			75				75
Johnstone Supply		-75					-75
Johnstone Supply		-66					-66
Johnstone Supply		1,453					1,453
Johnstone Supply		-217					-217
Johnstone Supply		-59					-59
Johnstone Supply		3,196					3,196
Johnstone Supply		2,859					2,859
Johnstone Supply		128					128
Johnstone Supply		0					0
Johnstone Supply		159					159
Lennox Industries, Inc		1,693					1,693
Lennox Industries, Inc		5,323					5,323
Lennox Industries, Inc		44,337					44,337
Lennox Industries, Inc				(1,042.60)			-1,043
Lennox Industries, Inc		-255					-255
Lennox Industries, Inc		4,067					4,067
Lennox Industries, Inc		-85					-85
Lennox Industries, Inc		-1,586					-1,586
Lennox Industries, Inc		1,518					1,518
Lennox Industries, Inc		10					10
Lennox Industries, Inc		-740					-740
Lennox Industries, Inc		-740					-740
Lennox Industries, Inc		-70					-70
Lennox Industries, Inc		285					285
Lennox Industries, Inc		-3,972					-3,972
Lennox Industries, Inc		-538					-538
Lennox Industries, Inc		-1,011					-1,011
Lennox Industries, Inc		-538					-538
Lennox Industries, Inc		3,335					3,335
Lennox Industries, Inc		5,774					5,774
Lennox Industries, Inc		615					615
Lennox Industries, Inc		3,318					3,318
Lennox Industries, Inc		-3,318					-3,318
Lennox Industries, Inc		-1,356					-1,356
Ad Leverage			2,250				2,250
Mac Papers		1,267					1,267
Marcone Appliance Parts Co.		-223					-223
Marcone Appliance Parts Co.		-79					-79
Marcone Appliance Parts Co.		127					127
Marcone Appliance Parts Co.		200					200
Marcone Appliance Parts Co.		177					177
Marcone Appliance Parts Co.		97					97
Marcone Appliance Parts Co.		63					63
Marcone Appliance Parts Co.		171					171
Marcone Appliance Parts Co.		28					28
Marcone Appliance Parts Co.		280					280
Marcone Appliance Parts Co.		55					55
Marcone Appliance Parts Co.		192					192
Marcone Appliance Parts Co.		246					246
Marcone Appliance Parts Co.		103					103
Marcone Appliance Parts Co.		298					298
Marcone Appliance Parts Co.		463					463

Vendor	Document	Current	1 - 30	31 - 60	61 - 90	91+	Total
Marcone Appliance Parts Co.		228					228
Marcone Appliance Parts Co.		75					75
Marcone Appliance Parts Co.		518					518
Marcone Appliance Parts Co.		108					108
Marcone Appliance Parts Co.		270					270
Marcone Appliance Parts Co.		57					57
Marcone Appliance Parts Co.		244					244
Marcone Appliance Parts Co.		54					54
Marcone Appliance Parts Co.		458					458
Marcone Appliance Parts Co.		268					268
Marcone Appliance Parts Co.		827					827
Marcone Appliance Parts Co.		126					126
Marcone Appliance Parts Co.		228					228
Marcone Appliance Parts Co.		761					761
Marcone Appliance Parts Co.		192					192
Marcone Appliance Parts Co.		234					234
Marcone Appliance Parts Co.		62					62
Marcone Appliance Parts Co.		677					677
Marcone Appliance Parts Co.		84					84
Marcone Appliance Parts Co.		124					124
Marcone Appliance Parts Co.		357					357
Jhonny Mondesir		200					200
Next Plumbing Supply				(4.33)			-4
Next Plumbing Supply		7					7
Nexair LLC		277					277
Nexair LLC			296				296
Nexair LLC		482					482
Nexair LLC		195					195
Nexair LLC		382					382
Nexair LLC		238					238
Nexair LLC		492					492
Nexair LLC		416					416
Noland Company			286				286
Noland Company			5,819				5,819
Noland Company			1,204				1,204
Noland Company			-14				-14
Pamela Ofstein		200					200
Palm Beach Plumbing Parts		41					41
Pitney Bowes Bank Inc.				2,000.00			2,000
Pitney Bowes Bank Inc.				1,000.00			1,000
Pitney Bowes Bank Inc.				1,000.00			1,000
Rgf Environmental Group, Inc		16,475					16,475
Rgf Environmental Group, Inc		1,218					1,218
Jean Saintfort		188					188
Esther Schiniederman		100					100
Staples Business Advantage		163					163
Staples Business Advantage		194					194
Trane Parts Center		201					201
Trane Parts Center		383					383
Trane Parts Center		92					92
Trane Parts Center		-92					-92
Trane Parts Center		1,008					1,008
Trane Parts Center		281					281

Vendor	Document	Current	1 - 30	31 - 60	61 - 90	91+	Total
Trane Parts Center		-1,008					-1,008
Trane Parts Center		698					698
Trane Parts Center		24					24
Tribble's Inc.		186					186
Tribble's Inc.		152					152
Tribble's Inc.		101					101
Uline Corporation		178					178
Unifirst		699					699
Wayne Akers Ford Inc.		874					874
Devin Willimas			29				29
Wolverine Brass			443				443
Wolverine Brass			60				60
York International Corporation		-410					-410
Zerimar 1500, LLC		621					621
TOTAL		143,153	21,606	3,237	-	-	167,995

East Coast Mechanical, LLC
Balance Sheet
As of May 31, 2025

East Coast Mechanical, LLC

Assets

Current Assets

Cash	2,550,920.12
Accounts Receivable, Net	224,618.57
Inventory	1,234,384.20
Prepaid Expenses	351,498.84
Other Current Assets	11,125.44
Restricted Deposits	920,025.80
Total Current Assets	5,292,572.97

Fixed Assets, net	456,481.03
Right to Use Asset, Net	1,112.62
Goodwill	19,790,713.84
Intangible, Net	2,025,000.00
Investment in sub	-
Intercompany Receivable	-
Other Assets	10,000.00
Total Assets	27,575,880.46

Liabilities and Shareholder Equity (Deficit)

Current Liabilities

Accounts Payable, Postpetition	167,995.41
Accrued Professional Fees, Postpetition	-
DIP Loan	-
Postpetition Payables	-
Postpetition Taxes Payable	41,660.24
Total Current Liabilities	209,655.65

Liabilities Subject to Compromise

Accounts Payable, Prepetition	248,536.43
Accrued Liabilities	630,544.09
Taxes Payable, Prepetition	-
Accrued Interest	143,481.73
Deferred Revenue	2,696,115.67
Other Liabilities	190,349.28
Financing Lease Obligation, Current Portion	400.21
Operating Lease Obligation, less Current Portion	-
Intercompany Payable	18,185,737.44
Financing Lease Obligation, less Current Portion	677.17
Operating Lease Obligation, less Current Portion	-
Notes Payable	1,067,323.46
Earnout Liability	2,623,490.09
Holdback Liability	-
Warrant Liability	-
Revolving Line of Credit	-
Term Loan Payable	-
Original Issue Discount	-
Total Liabilities Subject to Compromise	25,786,655.57
Total Liabilities	25,996,311.22

Members' Interest	-
Warrants	-
Retained Earnings	1,914,404.90
Net Income	(334,835.66)
Total Members' Interest	1,579,569.24

Total Liabilities and Members Interest	27,575,880.46
---	----------------------

East Coast Mechanical, LLC
Statement of Operations (Profit or Loss Statement)
For the Period Ended May 31, 2025

	East Coast Mechanical, LLC
Sales, net	2,322,472.90
COGS - Labor	496,444.52
COGS - Material	238,648.25
COGS - Equipment	610,618.43
Total Cost of Goods Sold	1,345,711.20
Gross Profit	976,761.70
Sales & Marketing	124,606.97
General and Administrative	669,690.17
Depreciation and Amortization	261,551.20
Total Operating Expenses	1,055,848.34
Operating Income	(79,086.64)
Interest Income	3,944.59
Interest Expense	3.50
Other Income	-
Other Expense	87.86
Gain/loss on disposal	-
Reorganization Expense	-
Total Other	91.36
Net Income	(75,233.41)

Customer Name	Current	1-30	31-60	61-90	91+	Balance
FPL A/C REBATES	13500	9,450	300	150	150	23,550
GROUPON MERCHANT PALM BCH	109					109
SERVICE FINANCE COMPANY, LLC	128627					128,627
WATKINS JAMES/ JOHNSTON KILEY	353					353
ADLER, JANE					1,659	1,659
BAUER, JANET	625					625
BROOKER, AGNES			120			120
SAUL, NORTON & TOBY	576					576
HABERMAN, STEPHEN	583					583
PIAZZA, FREDI	345					345
RECORD PROCEEDS SALE OF VEHICLES BY ENTERPRISE					42,403	42,403
RECEIPT OF PROCEEDS VEHICLE JALC4W16787003428					(3,905)	(3,905)
WEF ACH TO BE DISPUTED, PRE INVOICE REF:ACH DEBIT				2,170		2,170
FLEET WRIGHT EXPRESS TO BE DISPUTED PRE INVOICE REF:ACH DEBIT				19,657		19,657
BERKSHIRE HATHAWAY HOMESERVICE	6822	926				7,747
Total						224,619
Allowance for Doubtful Accounts						-
Net AR						224,619

East Coast Mechanical, LLC

Bank Reconciliation

As of 5/31/25

USD

Bank Name	Last 4 Digits	Debtor	Book Balance	Per Bank Stmt	Deposits In Transit	Outstanding Checks	Undeposited Funds
PNC Bank, N.A.	9761	East Coast Mechanical, LLC	1,083,643	936,495	(163,257)	16,109	-
PNC Bank, N.A.	9641	East Coast Mechanical, LLC	6,951	6,951	-	-	-
PNC Bank, N.A.	4427	East Coast Mechanical, LLC	863,895	863,895	-	-	-
PNC Bank, N.A.	7483	East Coast Mechanical, LLC	81,760	81,760	-	-	-
PNC Bank, N.A.	6919	East Coast Mechanical, LLC	53,722	53,722	-	-	-
American Express Travel Related Services Company, Inc.	7966	East Coast Mechanical, LLC	460,298	460,298	-	-	-
Petty Cash	-	East Coast Mechanical, LLC	650	650	-	-	-
Total			2,550,920	2,403,772	(163,257)	16,109	-