

UNITED STATES BANKRUPTCY COURT

DISTRICT OF Delaware

In Re. Marelli Automotive Lighting USA LLC

Case No. 25-11034

Debtor(s)

Lead Case No. 25-11034

Jointly Administered

Monthly Operating Report

Chapter 11

Reporting Period Ended: 03/31/2026

Petition Date: 06/11/2025

Months Pending: 10

Industry Classification: 3 3 6 3

Reporting Method: Accrual Basis

Cash Basis

Debtor's Full-Time Employees (current):

59

Debtor's Full-Time Employees (as of date of order for relief):

67

Supporting Documentation (check all that are attached):

(For jointly administered debtors, any required schedules must be provided on a non-consolidated basis for each debtor)

- Statement of cash receipts and disbursements
Balance sheet containing the summary and detail of the assets, liabilities and equity (net worth) or deficit
Statement of operations (profit or loss statement)
Accounts receivable aging
Postpetition liabilities aging
Statement of capital assets
Schedule of payments to professionals
Schedule of payments to insiders
All bank statements and bank reconciliations for the reporting period
Description of the assets sold or transferred and the terms of the sale or transfer

/s/ Timothy P. Cairns

Signature of Responsible Party

04/29/2026

Date

Timothy P. Cairns

Printed Name of Responsible Party

919 North Market Street, 17th Floor P.O. Box 8705,
Wilmington, DE 19801
Address

STATEMENT: This Periodic Report is associated with an open bankruptcy case; therefore 1320.4(a)(2) applies.



2511034260430000000000002

Debtor's Name Marelli Automotive Lighting USA LLC

Case No. 25-11034

Part 1: Cash Receipts and Disbursements		Current Month	Cumulative
a.	Cash balance beginning of month	\$6,845,659	
b.	Total receipts (net of transfers between accounts)	\$13,936,662	\$240,974,034
c.	Total disbursements (net of transfers between accounts)	\$16,894,329	\$244,582,433
d.	Cash balance end of month (a+b-c)	\$3,887,992	
e.	Disbursements made by third party for the benefit of the estate	\$0	\$0
f.	Total disbursements for quarterly fee calculation (c+e)	\$16,894,329	\$244,582,433
Part 2: Asset and Liability Status (Not generally applicable to Individual Debtors. See Instructions.)		Current Month	
a.	Accounts receivable (total net of allowance)	\$294,518,869	
b.	Accounts receivable over 90 days outstanding (net of allowance)	\$8,636,188	
c.	Inventory (Book <input checked="" type="radio"/> Market <input type="radio"/> Other <input type="radio"/> (attach explanation))	\$66,171,536	
d.	Total current assets	\$526,334,613	
e.	Total assets	\$608,761,644	
f.	Postpetition payables (excluding taxes)	\$182,383,257	
g.	Postpetition payables past due (excluding taxes)	\$82,090,387	
h.	Postpetition taxes payable	\$41,427	
i.	Postpetition taxes past due	\$0	
j.	Total postpetition debt (f+h)	\$182,424,684	
k.	Prepetition secured debt	\$0	
l.	Prepetition priority debt	\$0	
m.	Prepetition unsecured debt	\$309,298,066	
n.	Total liabilities (debt) (j+k+l+m)	\$491,722,750	
o.	Ending equity/net worth (e-n)	\$117,038,894	
Part 3: Assets Sold or Transferred		Current Month	Cumulative
a.	Total cash sales price for assets sold/transferred outside the ordinary course of business	\$0	\$0
b.	Total payments to third parties incident to assets being sold/transferred outside the ordinary course of business	\$0	\$0
c.	Net cash proceeds from assets sold/transferred outside the ordinary course of business (a-b)	\$0	\$0
Part 4: Income Statement (Statement of Operations) (Not generally applicable to Individual Debtors. See Instructions.)		Current Month	Cumulative
a.	Gross income/sales (net of returns and allowances)	\$44,862,198	
b.	Cost of goods sold (inclusive of depreciation, if applicable)	\$41,885,123	
c.	Gross profit (a-b)	\$2,977,075	
d.	Selling expenses	\$142,625	
e.	General and administrative expenses	\$220,890	
f.	Other expenses	\$-12,068,379	
g.	Depreciation and/or amortization (not included in 4b)	\$649,538	
h.	Interest	\$0	
i.	Taxes (local, state, and federal)	\$0	
j.	Reorganization items	\$0	
k.	Profit (loss)	\$14,032,400	\$-35,983,062

Debtor's Name Marelli Automotive Lighting USA LLC

Case No. 25-11034

Part 5: Professional Fees and Expenses

			Approved Current Month	Approved Cumulative	Paid Current Month	Paid Cumulative	
a.	Debtor's professional fees & expenses (bankruptcy) <i>Aggregate Total</i>						
	<i>Itemized Breakdown by Firm</i>						
		Firm Name	Role				
		i					
		ii					
		iii					
		iv					
		v					
		vi					
		vii					
		viii					
		ix					
		x					
		xi					
		xii					
		xiii					
		xiv					
		xv					
		xvi					
		xvii					
		xviii					
		xix					
		xx					
		xxi					
		xxii					
		xxiii					
		xxiv					
		xxv					
		xxvi					
		xxvii					
	xxviii						
	xxix						
	xxx						
	xxxi						
	xxxii						
	xxxiii						
	xxxiv						
	xxxv						
	xxxvi						

Debtor's Name Marelli Automotive Lighting USA LLC

Case No. 25-11034

xxxvii						
xxxvii						
xxxix						
xl						
xli						
xlII						
xlIII						
xlIV						
xlV						
xlVI						
xlVII						
xlVIII						
xlIX						
l						
II						
III						
IIII						
liv						
lv						
lvi						
lvII						
lvIII						
lix						
lx						
lxi						
lxII						
lxIII						
lxIV						
lxV						
lxVI						
lxVII						
lxVIII						
lxIX						
lxx						
lxxI						
lxxII						
lxxIII						
lxxIV						
lxxV						
lxxVI						
lxxVII						
lxxVIII						

Debtor's Name Marelli Automotive Lighting USA LLC

Case No. 25-11034

lxxix						
lxxx						
lxxxi						
lxxxii						
lxxxiii						
lxxxiv						
lxxxv						
lxxxvi						
lxxxvi						
lxxxvi						
lxxxix						
xc						
xc						
xcii						
xciii						
xciv						
xcv						
xcvi						
xcvii						
xcviii						
xcix						
c						
ci						

			Approved Current Month	Approved Cumulative	Paid Current Month	Paid Cumulative	
b.	Debtor's professional fees & expenses (nonbankruptcy) <i>Aggregate Total</i>						
	<i>Itemized Breakdown by Firm</i>						
		Firm Name	Role				
	i						
	ii						
	iii						
	iv						
	v						
	vi						
	vii						
	viii						
	ix						
	x						
	xi						
	xii						
xiii							
xiv							

Debtor's Name Marelli Automotive Lighting USA LLC

Case No. 25-11034

xv						
xvi						
xvii						
xviii						
xix						
xx						
xxi						
xxii						
xxiii						
xxiv						
xxv						
xxvi						
xxvii						
xxviii						
xxix						
xxx						
xxxi						
xxxii						
xxxiii						
xxxiv						
xxxv						
xxxvi						
xxxvii						
xxxviii						
xxxix						
xl						
xli						
xlii						
xliii						
xliv						
xlv						
xlvi						
xlvii						
xlviii						
xliv						
l						
li						
lii						
liii						
liv						
lv						
lvi						

Debtor's Name Marelli Automotive Lighting USA LLC

Case No. 25-11034

lvii						
lviii						
lix						
lx						
lxi						
lxii						
lxiii						
lxiv						
lxv						
lxvi						
lxvii						
lxviii						
lxix						
lxx						
lxxi						
lxxii						
lxxiii						
lxxiv						
lxxv						
lxxvi						
lxxvii						
lxxviii						
lxxix						
lxxx						
lxxxii						
lxxxiii						
lxxxiv						
lxxxv						
lxxxvi						
lxxxvi						
lxxxvi						
lxxxix						
xc						
xcii						
xciii						
xciv						
xcv						
xcvi						
xcvii						
xcviii						

Debtor's Name Marelli Automotive Lighting USA LLC

Case No. 25-11034

	xcix					
	c					
c.	All professional fees and expenses (debtor & committees)			\$0	\$0	\$0

Part 6: Postpetition Taxes		Current Month	Cumulative
a.	Postpetition income taxes accrued (local, state, and federal)	\$0	\$0
b.	Postpetition income taxes paid (local, state, and federal)	\$0	\$0
c.	Postpetition employer payroll taxes accrued	\$28,636	\$28,636
d.	Postpetition employer payroll taxes paid	\$212,908	\$2,299,418
e.	Postpetition property taxes paid	\$0	\$9,851
f.	Postpetition other taxes accrued (local, state, and federal)	\$0	\$0
g.	Postpetition other taxes paid (local, state, and federal)	\$0	\$0

Part 7: Questionnaire - During this reporting period:

- a. Were any payments made on prepetition debt? (if yes, see Instructions) Yes No
- b. Were any payments made outside the ordinary course of business without court approval? (if yes, see Instructions) Yes No
- c. Were any payments made to or on behalf of insiders? Yes No
- d. Are you current on postpetition tax return filings? Yes No
- e. Are you current on postpetition estimated tax payments? Yes No
- f. Were all trust fund taxes remitted on a current basis? Yes No
- g. Was there any postpetition borrowing, other than trade credit? (if yes, see Instructions) Yes No
- h. Were all payments made to or on behalf of professionals approved by the court? Yes No N/A
- i. Do you have:
 - Worker's compensation insurance? Yes No
 - If yes, are your premiums current? Yes No N/A (if no, see Instructions)
 - Casualty/property insurance? Yes No
 - If yes, are your premiums current? Yes No N/A (if no, see Instructions)
 - General liability insurance? Yes No
 - If yes, are your premiums current? Yes No N/A (if no, see Instructions)
- j. Has a plan of reorganization been filed with the court? Yes No
- k. Has a disclosure statement been filed with the court? Yes No
- l. Are you current with quarterly U.S. Trustee fees as set forth under 28 U.S.C. § 1930? Yes No

Debtor's Name Marelli Automotive Lighting USA LLC

Case No. 25-11034

Part 8: Individual Chapter 11 Debtors (Only)

- | | |
|--|---|
| a. Gross income (receipts) from salary and wages | \$0 |
| b. Gross income (receipts) from self-employment | \$0 |
| c. Gross income from all other sources | \$0 |
| d. Total income in the reporting period (a+b+c) | \$0 |
| e. Payroll deductions | \$0 |
| f. Self-employment related expenses | \$0 |
| g. Living expenses | \$0 |
| h. All other expenses | \$0 |
| i. Total expenses in the reporting period (e+f+g+h) | \$0 |
| j. Difference between total income and total expenses (d-i) | \$0 |
| k. List the total amount of all postpetition debts that are past due | \$0 |
| l. Are you required to pay any Domestic Support Obligations as defined by 11 U.S.C § 101(14A)? | Yes <input type="radio"/> No <input checked="" type="radio"/> |
| m. If yes, have you made all Domestic Support Obligation payments? | Yes <input type="radio"/> No <input type="radio"/> N/A <input checked="" type="radio"/> |


Privacy Act Statement

28 U.S.C. § 589b authorizes the collection of this information, and provision of this information is mandatory under 11 U.S.C. §§ 704, 1106, and 1107. The United States Trustee will use this information to calculate statutory fee assessments under 28 U.S.C. § 1930(a)(6). The United States Trustee will also use this information to evaluate a chapter 11 debtor's progress through the bankruptcy system, including the likelihood of a plan of reorganization being confirmed and whether the case is being prosecuted in good faith. This information may be disclosed to a bankruptcy trustee or examiner when the information is needed to perform the trustee's or examiner's duties or to the appropriate federal, state, local, regulatory, tribal, or foreign law enforcement agency when the information indicates a violation or potential violation of law. Other disclosures may be made for routine purposes. For a discussion of the types of routine disclosures that may be made, you may consult the Executive Office for United States Trustee's systems of records notice, UST-001, "Bankruptcy Case Files and Associated Records." See 71 Fed. Reg. 59,818 et seq. (Oct. 11, 2006). A copy of the notice may be obtained at the following link: http://www.justice.gov/ust/ eo/rules_regulations/index.htm. Failure to provide this information could result in the dismissal or conversion of your bankruptcy case or other action by the United States Trustee. 11 U.S.C. § 1112(b)(4)(F).


I declare under penalty of perjury that the foregoing Monthly Operating Report and its supporting documentation are true and correct and that I have been authorized to sign this report on behalf of the estate.

/s/ Alanna Abrahamson
 Signature of Responsible Party
Executive Vice President, Chief Financial Officer
 Title


Alanna Abrahamson
 Printed Name of Responsible Party
04/29/2026
 Date




PageOnePartOne



PageOnePartTwo



PageTwoPartOne



PageTwoPartTwo

Debtor's Name Marelli Automotive Lighting USA LLC

Case No. 25-11034



Bankruptcy1to50



Bankruptcy51to100




NonBankruptcy1to50



NonBankruptcy51to100

Debtor's Name Marelli Automotive Lighting USA LLC

Case No. 25-11034



PageThree



PageFour

**IN THE UNITED STATES BANKRUPTCY COURT
FOR THE DISTRICT OF DELAWARE**

In re:)	
)	Chapter 11
MARELLI AUTOMOTIVE LIGHTING USA LLC,)	Case No. 25-11034 (CTG)
<i>et al.</i> , ¹)	
Debtors.)	(Jointly Administered)
)	

**GLOBAL NOTES AND STATEMENTS OF LIMITATIONS, METHODOLOGY, AND
DISCLAIMERS REGARDING THE DEBTORS’ MONTHLY OPERATING REPORT
FOR THE PERIOD OF MARCH 1, 2026 THROUGH MARCH 31, 2026**

On June 11, 2025 (the “Petition Date”), the above-captioned debtors and debtors in possession (each, as “Debtor,” and collectively, the “Debtors”) filed voluntary petitions in the United States Bankruptcy Court for the District of Delaware (the “Court”) commencing cases for relief under chapter 11 of the Bankruptcy Code. On June 11, 2025, the Court entered an order authorizing the joint administration of these chapter 11 cases pursuant to Bankruptcy Rule 1015(b) under the lead case *In re Marelli Automotive Lighting USA LLC, et al.*, No. 25-11034 (CTG) [Docket No. 102]. On June 25, 2025, the United States Trustee for the District of Delaware (the “U.S. Trustee”) appointed an official committee of unsecured creditors pursuant to section 1102(a)(1) of the Bankruptcy Code (the “Committee”) [Docket No. 184].² No request for the appointment of a trustee or examiner under section 1104 of the Bankruptcy Code has been made in these chapter 11 cases.

The factual background regarding the Debtors, including their business operations, their capital and debt structures, and the events leading to the filing of these chapter 11 cases, is set forth in detail in the *Declaration of David Slump, Chief Executive Officer of Marelli Automotive Lighting USA LLC, in Support of First Day Motions* [Docket No. 20] (the “First Day Declaration”). Additional information about these chapter 11 cases, court filings, and claims information is available at the website maintained by the Debtors’ claims and noticing agent: <https://www.veritaglobal.net/Marelli>.

The Debtors have prepared and filed the attached monthly operating report and the exhibits thereto (the “MOR”) for the period including March 1, 2026 through March 31, 2026 (the “Reporting Period”) solely for the purpose of complying with the monthly reporting

¹ A complete list of each of the Debtors in these chapter 11 cases may be obtained on the website of the Debtors’ claims and noticing agent at <https://www.veritaglobal.net/Marelli>. The location of Marelli Automotive Lighting USA LLC’s principal place of business and the Debtors’ service address in these chapter 11 cases is 26555 Northwestern Highway, Southfield, Michigan 48033.

² On July 2, 2025, the U.S. Trustee filed the *Amended Notice of Appointment of Committee of Unsecured Creditors* [Docket No. 230]. On September 10, 2025, the U.S. Trustee filed the *Second Amended Notice of Appointment of Committee of Unsecured Creditors* [Docket No. 922].

requirements applicable in the Debtors' chapter 11 cases and the instructions provided by the Office of the United Trustee for the District of Delaware.

The Debtors have historically prepared consolidated quarterly and annual financial statements in accordance with the international financial reporting standards ("IFRS") issued by the International Accounting Standards Board. The financial information contained herein is limited in scope, covers a limited time period, and is presented on a preliminary and unaudited basis. As such, the MOR has not been subject to procedures that would typically be applied to financial statements prepared in accordance with IFRS, generally accepted accounting principles utilized in the United States of America ("GAAP"), or any other accounting standards, nor does the MOR include all of the information and footnotes required by any such accounting standards. Upon the application of such procedures, the financial information could be subject to changes, which could be material. The MOR neither purports to represent financial statements prepared in accordance with IFRS, nor is it intended to be fully reconciled with the financial statements of each Debtor.

Solely to comply with their obligations to provide MORs during these chapter 11 cases, the Debtors have prepared the MOR using the best information presently available to them, which has been collected, maintained, and prepared in accordance with their historical accounting practices. The MOR generally reflects the operations and financial position of the Debtors on a non-consolidated basis, in a form not maintained by the Debtors in the ordinary course of business and is not intended to fully reconcile to the consolidated financial statements prepared by the Debtors. Accordingly, the amounts listed in the MOR will likely differ, at times materially, from the Debtors' historical consolidated financial reports. Because the Debtors' accounting systems, policies, and practices were developed to produce consolidated financial statements, rather than financial statements by legal entity, it is possible that not all assets, liabilities, income, or expenses have been recorded on the correct legal entity.

The results of operations and financial position contained herein are not necessarily indicative of results that may be expected for any period other than the Reporting Period and may not necessarily reflect the Debtors' future consolidated results of operations and financial position. Unless otherwise noted herein, the MOR generally reflects the Debtors' books and records and financial activity occurring during the Reporting Period. Except as may be otherwise noted, no adjustments have been made for activity occurring after the close of the Reporting Period.

The MOR should not be relied upon by any persons for information relating to current or future financial condition, events, or performance of any of the Debtors or their affiliates, as the results of operations contained herein are not necessarily indicative of results which may be expected from any other period or for the full year, and may not necessarily reflect the combined results of operations, financial position, and schedule of receipts and disbursements in the future. The MOR presents the Debtors' best estimates for the Reporting Period, but there can be no assurance that such information is complete, and the MOR may be subject to material amendment, modification, or supplement. These notes, statements, and limitations should be referred to, and referenced in connection with, any review of the MOR, of which they comprise an integral and material part.

RESERVATION OF RIGHTS

The information furnished in the MOR includes normal recurring adjustments but does not include all of the adjustments that typically would be made for interim financial statements presented in accordance with IFRS or any other accounting standards. Although the Debtors made commercially reasonable efforts to ensure the accuracy and completeness of the MOR, inadvertent errors or omissions may exist. Accordingly, the Debtors hereby reserve all rights to dispute the validity, status, enforceability, or executory nature of any claim amount, agreement, representation, or other statement set forth in the MOR. Further, the Debtors reserve the right to amend, modify, or supplement the MOR in all respects, if necessary or appropriate, but undertake no obligation to do so. Nothing contained in the MOR shall constitute a waiver of any of the Debtors' rights or an admission with respect to their chapter 11 cases or otherwise.

For the reasons discussed above, there can be no assurance that the non-consolidated financial information presented herein is complete, and readers are cautioned not to rely on the MOR for any reason.

The financial statements of the Debtors' non-debtor affiliates have not been included in the MOR. Unless otherwise indicated, all amounts in the MOR are reflected in U.S. Dollars rounded to the nearest Dollar. The Debtors conduct business in multiple currencies. Solely for the purpose of preparing the MOR, non-U.S. currency amounts have been translated using publicly available prevailing foreign exchange rates as of February 27, 2026 for beginning cash balances, as of March 27, 2026 for ending cash balances, as of March 31, 2026 for the Debtors' balance sheets, and average rates for the monthly period from March 1, 2026 to March 31, 2026 for the Debtors' income statements. Such translations are provided for illustrative purposes only and may differ materially from both current market values at the time of the transactions described in the MOR. Due to the fluctuations in exchange rates, the individual translation of specific accounts may not perfectly "balance" or "tie" to other amounts set forth in the MOR. Subtotals may differ from the summation of numbers presented. In any case, the original currency of any transaction described in the MOR shall control.

SUPPORTING DOCUMENTATION AND CERTAIN ADJUSTMENTS, LIMITATIONS, METHODOLOGY, AND DISCLAIMERS

While the Debtors do not restate the above notes and reservations or rights in their entirety here, such notes and reservations apply to the entire MOR and each individual response or other item included in the MOR. In addition to such notes and reservations, the Debtors offer the following explanatory notes.

Statement of Cash Receipts and Disbursements. Cash balances and transactions from the Debtors' various banking systems are compiled and analyzed on a weekly basis, as opposed to monthly. Accordingly, cash receipts and disbursements are presented through March 27, 2026, the last Friday of the week nearest to month-end.

Reported cash receipts and disbursements exclude intercompany and debtor-to-debtor transactions, as provided in the instructions to the MOR. As noted above, the conduct business in multiple currencies, and foreign exchange impacts are inherent to their businesses. For purposes

of the MOR only, cash balances and transactional activity are represented based on conversion to U.S. Dollars. Certain foreign exchange impacts, though not all foreign exchange impacts, are estimated in the related line item on the attached statement of cash receipts and disbursements. Such impacts result from rate changes during the reporting period and do not represent actual cash movements. For additional information on ending cash balances per the Debtors' books and records, see the attached cash balances in the statement of cash receipts and disbursements.

Balance Sheet. As noted above, the Debtors have historically prepared financial statements on a consolidated basis, and it is on this basis that the Debtors continue to prepare and report financials in the ordinary course of their business. The MOR is prepared on an entity-by-entity basis. To prepare a balance sheet for each Debtor solely for the purpose of complying with the monthly operating requirements applicable in the Debtors' chapter 11 cases and the instructions provided by the Office of the United Trustee, the Debtors made certain adjustments to their consolidating balance sheets, including but not limited to the adjustment of accruals, the reclassification of certain balances, and the adjustment to allocate goodwill at the legal entity level.

Income Statement. As noted above, the Debtors have historically prepared financial statements on a consolidated basis, and it is on this basis that the Debtors continue to prepare and report financials in the ordinary course of business. The MOR is prepared on an entity-by-entity basis. To prepare an income statement for each Debtor solely for the purpose of complying with the monthly operating requirements applicable in the Debtors' chapter 11 cases and the instructions provided by the Office of the United Trustee, the Debtors made certain adjustments to their consolidating profits and loss statements, including but limited to adjustments to remove income statement impacts associated with the allocation of goodwill at the legal entity level.

Part 1. Cash Receipts and Disbursements.

- Cash balances are reported based on the Debtors' bank statements. Reconciliation differences will exist between bank statement balances and balance sheet cash balances due to ordinary-course timing differences between payment execution in the Debtors' financial system and disbursement of funds from Debtor bank accounts.
- Total receipts (item 1(b)). Third party receipts, net intercompany transfers to/from Debtor bank accounts, and certain foreign exchange impacts are included in the total receipts figure to enable footing in the MOR.

Part 2. Asset and Liability Status.

- Postpetition payables (excluding taxes) (item 2(f)). Postpetition payables figures have been estimated using commercially reasonable efforts by examining outstanding payables that were received in the reporting period and estimating other accrued expenses.
- Prepetition secured debt (item 2(k)). Prepetition secured debt reflects is comprised of the approximate amounts outstanding under the Debtors' Emergency Loan Facility and Senior Loan Facility. A detailed description of the Debtors' capital structure and secured debt obligations is set forth in the First Day Declaration.

- Prepetition priority debt (item 2(l)). The Debtors have not historically and do not now maintain records of any claims entitled to priority under the Bankruptcy Code.
- Prepetition unsecured debt and total liabilities (debt) (items 2(m) and 2(n)). Prepetition unsecured debt is comprised of all liabilities not included in items 2(j), 2(k), and 2(l). The Debtors have made commercially reasonable efforts to determine prepetition and postpetition payables by Debtor entity for purposes of the MOR. Because, as noted above, the Debtors have historically prepared financial statements on a consolidated basis, and it is on this basis that the Debtors continue to prepare and report financials in the ordinary course of business, certain estimates and proration were used to determine the amounts of prepetition payables to include for each Debtor entity. In connection with the commencement of these chapter 11 cases, the Debtors instituted new practices and procedures to distinguish between prepetition and postpetition liabilities in their accounting and financial systems. Certain liabilities remain subject to ongoing review and analysis. As the Debtors continue this review and analysis, the allocation of liabilities between prepetition and postpetition periods may change.
- During the Reporting Period, the company implemented changes to their accounting and financial reporting processes, specifically to deconsolidate certain dormant or inactive legal entities, including Debtor Marelli eAxle Torino S.r.l. Prior to this Reporting Period, balance sheets and income statements were presented for this Debtor on a standalone basis. Beginning in this Reporting Period, the Debtor is accounted for on a cost basis, with only the book value of its original purchase cost recorded in the financial statements of its parent, Debtor Marelli EPT Strasbourg (France). Consistent with accounting for this Debtor on a cost basis only, the Debtors do not prepare balance sheets or income statements, and, accordingly, no balance sheet or income statement for this Debtor is included in the MOR. As it has been in historical reporting periods, the statement of cash receipts and disbursements is presented for this Debtor in Part 1 of the MOR.

Part 3. Assets Sold or Transferred.

- From time to time, in the ordinary course of business or otherwise, the Debtors may sell certain property. The Debtors expect that certain asset sales and transfers may be consummated in accordance with the *Order (I) Authorizing and Establishing Procedures for the De Minimis Asset Transactions, (II) Authorizing and Establishing Procedures for De Minimis Asset Abandonment, (III) Approving the Form and Manner of the Notice of De Minimis Asset Transactions and Abandonment, (IV) Authorizing the Payment of Fees and Expenses Incurred in Connection Therewith, and (V) Granting Related Relief* entered on July 22, 2025 (the “De Minimis Sales Order”) [Docket No. 304].
- Out of an abundance of caution, the Debtors have reported in Part 3 of the MOR one asset sale consistent with the reporting requirements in the De Minimis Sales Order. More specifically, on March 18, 2026, Debtor Marelli Automotive Lighting France executed the sale of a manufacturing plant in Saint Julien, France. The inclusion of this asset sale in the MOR is not, and should not be construed as, an admission or conclusion that such sale is a sale or transfer of property outside the ordinary course of business.

Part 4. Income Statement.

- Selling expenses and general administrative expenses (items 4(d) and 4(e)). Selling expenses and general administrative expenses are reported together in the Debtors' income statements as "selling, general and administrative expenses."
- Other expenses (item 4(f)). This line item includes research and development costs, restructuring expenses, other income, other expenses, finance income, other finance costs, and share of profit of associates and joint ventures. Restructuring expenses include costs for restructuring plans and other exit and disposal activities.
- Depreciation and/or amortization (item 4(h)). Depreciation is recorded within cost of sales, selling, general, and administrative expenses, and research and development costs on the Debtors' income statements. The amounts presented in item 4(h) reflect depreciation of distribution buildings and transport vehicles used for selling activities and industrial buildings, plant, machinery, and equipment used for research and development activities.
- Reorganization items (item 4(j)). The Debtors have not historically and do not now maintain records of reorganization items, since "reorganization items" is not a principle recognized under IFRS. Reorganization items represent expenses incurred as a result of filing the chapter 11 cases, including the accrued fees and expenses of chapter 11 professionals consistent with the budget approved in connection with the Debtors' postpetition financing. The amounts reported in item 4(j) are recorded in the Debtors' income statements under "selling, general and administrative expenses" and "restructuring expenses."

Part 5. Professional Fees and Expenses.

- Payments to professionals are made pursuant to various orders of the Court, including the *Order (I) Establishing Procedures for Interim Compensation and Reimbursement of Expenses for Retained Professionals and (II) Granting Related Relief* [Docket No. 477] and the *Order (I) Authorizing the Debtors to Retain and Compensate Professionals Utilized in the Ordinary Course of Business and (II) Granting Related Relief* [Docket No. 487].
- All professional fees and expenses (item 5(c)). This line item provides the total of professional fees and expenses presented in item 5(a) and item 5(b) as well as professional fees and expenses paid for professionals employed by any official committee appointed by the U.S. Trustee.

Part 6. Postpetition Taxes.

- The Debtors have various country finance teams that are involved in accounting for income taxes, sales and use taxes, property taxes, and regulatory and other governmental fees. Based on the nature of the Debtors' accounting systems and the limited time available to prepare the MOR, the Debtors have reported U.S. postpetition taxes only in Part 6.

Part 7. Questionnaire.

- Question 7(a). In accordance with relief granted by the Court on certain of the Debtors' first day motions, the Debtors have made certain payments on account of prepetition obligations. Further details regarding the relief requested, the relief granted, and the payments projected to be made by the Debtors is set forth in the applicable first day motions and orders. Question (a) has been answered "Yes" where payments have been made on prepetition obligations as authorized by the first day motions.
- Question 7(c). Marelli Holdings Co., Ltd. responded "Yes" where employee or director compensation payments were confirmed to have been made to insiders in the ordinary course of business.
- Question 7(g). In connection with the Debtors' commencement of the chapter 11 cases, the Debtors requested authorization for and approval of postpetition financing under the Debtors' postpetition debtor-in-possession financing facility, which authorization and approval were granted by the Court by a first interim order dated June 12, 2025 [Docket No. 109], a second interim order dated July 25, 2025 [Docket No. 355], and a final order dated July 30, 2025 [Docket No. 449]. The Debtors made no new draws or other borrowings under the financing facility during the Reporting Period.
- Question 7(h). Question (h) has been answered "Yes" where payments to Debtor retained professionals or ordinary course professionals have been made, as detailed in Part 5.
- Question 7(i). In addition to workers' compensation insurance, the company has employers' liability coverage for Debtors in non-U.S. countries through government-administered programs or employers' liability extensions under the general liability insurance. The Debtors are current on related premiums where applicable.

In re Marelli Automotive Lighting USA LLC

Case No.: 25-11034

Balance Sheets of the Debtor Entities as of March 31, 2026

(in USD thousands)

	25-11035	25-11038	25-11044	25-11045	25-11048	25-11051	25-11055	25-11060	25-11064	25-11068	25-11073	25-11076	25-11080	25-11087
	Automotive Lighting UK Limited	Calsonic Kansei (Shanghai) Corporation	CK Trading de México, S. de R.L. de C.V.	Magneti Marelli Argentina S.A.	Magneti Marelli Conjuntos de Escape S.A.	Magneti Marelli do Brasil Indústria e Comércio S.A.	Magneti Marelli Repuestos S.A.	Marelli (China) Co., Ltd	Marelli (China) Holding Company	Marelli (Guangzhou) Corporation	Marelli (Thailand) Co., Ltd	Marelli (Xiang Yang) Corporation	Marelli Aftermarket Germany GmbH	Marelli Aftermarket Italy S.p.A.
Assets														
Current assets														
Cash and cash equivalents	\$ 1	\$ 40	\$ 16,052	\$ 6	\$ 2,270	\$ 160	\$ 458	\$ 395	\$ 85,240	\$ 854	\$ 16,325	\$ 212	\$ 289	\$ 247
Trade receivables	4,094	0	201,287	-	1,596	-	714	23,717	4,251	29,857	88,454	8,991	3,469	50,349
Inventories	-	-	-	0	1,348	-	822	743	-	2,220	18,677	523	576	36,071
Other assets	732	1	259,568	53	1,947	7,757	1,553	589	13,924	2,068	5,347	15,038	1,519	41,589
Other financial assets	0	128,073	141,758	-	(0)	-	-	11,820	199,179	174,081	236,307	48,845	13,127	22,851
Total current assets	4,827	128,115	618,664	58	7,161	7,916	3,547	37,264	302,593	209,080	365,110	73,610	18,980	151,107
Non-current assets														
Property, plant and equipment	-	(0)	-	-	294	-	3	1,725	903	4,338	10,084	285	34	30
Intangible assets	-	-	-	-	-	0	0	75	1,503	-	28	(0)	24	3,741
Goodwill	-	-	-	-	-	-	-	-	-	-	-	-	123	31,524
Right-of-use assets	0	9	-	-	176	-	24	5,876	697	(0)	37	(0)	278	15,498
Investments in associates and joint ventures	-	-	-	-	-	-	-	-	-	-	-	-	-	-
Deferred tax assets	-	68	2,229	32	9	-	606	(0)	0	2,167	2,392	650	16	4,952
Other assets	-	-	-	-	-	-	-	-	-	-	-	-	-	-
Other non-current financial assets	-	-	6	2	-	4,661	-	-	74,227	-	427	-	-	79,911
Total non-current assets	0	77	2,235	34	479	4,661	633	7,676	77,330	6,505	12,969	935	474	135,655
Total assets	\$ 4,827	\$ 128,192	\$ 620,899	\$ 92	\$ 7,640	\$ 12,477	\$ 4,180	\$ 44,941	\$ 379,923	\$ 215,585	\$ 378,079	\$ 74,545	\$ 19,454	\$ 286,762
Liabilities and equity														
Liabilities														
Current liabilities														
Trade payables	\$ 3,344	\$ 46	\$ 293,310	\$ 5	\$ 1,176	\$ 77	\$ 1,298	\$ 14,291	\$ 3,453	\$ 44,418	\$ 65,184	\$ 14,408	\$ 8,830	\$ 87,473
Interest-bearing loans and borrowings	1,263	115,488	-	-	(0)	9,709	-	12,507	1,460	17,067	-	13,895	-	3,415
Lease liabilities	-	9	-	-	369	-	30	8,615	956	-	86	0	285	16,940
Income tax payable	-	0	0	-	316	-	0	-	(0)	1,613	1,399	0	1,108	3,349
Other current liabilities	522	20	264,784	0	1,434	9	115	4,380	3,626	2,176	(22)	220	608	1,989
Other current financial liabilities	-	-	29,937	0	-	(0)	26	(0)	83,093	-	-	0	1	(42)
Total current liabilities	5,130	115,562	588,032	5	3,295	9,795	1,469	39,793	92,588	65,274	66,647	28,523	10,832	113,125
Non-current liabilities														
Net employee defined benefit liabilities	10,646	-	346	-	145	-	13	1,543	282	586	3,479	47	84	2,987
Provisions	-	-	(0)	(0)	2	2,305	0	3,995	212	100	1,630	71	261	2,563
Deferred tax liabilities	-	-	-	-	0	0	-	-	55	553	-	-	-	442
Total non-current liabilities	10,646	-	346	(0)	147	2,305	13	5,538	548	1,239	5,109	117	346	5,992
Total liabilities	15,776	115,562	588,378	5	3,442	12,099	1,482	45,331	93,136	66,513	71,756	28,641	11,178	119,116
Equity														
Issued capital	74,665	3,239	0	3	742	19	191	20,712	76,136	22,670	25,947	7,442	115	8,049
Share premium	-	-	-	217	-	-	-	-	-	-	-	-	-	-
Treasury stock	-	-	-	-	-	-	-	-	-	-	-	-	-	-
Other components of equity	(38,663)	(0)	5	(0)	0	(0)	(0)	(0)	(0)	0	(0)	0	(0)	(167)
Retained earnings	(46,952)	9,391	32,516	(132)	3,455	359	2,506	(21,102)	210,651	126,402	280,376	38,462	8,162	159,765
Non-controlling interests	-	-	-	-	-	-	-	-	-	-	-	-	-	-
Total equity	(10,949)	12,629	32,521	87	4,197	378	2,698	(390)	286,787	149,072	306,322	45,904	8,277	167,646
Total liabilities and equity	\$ 4,827	\$ 128,192	\$ 620,899	\$ 92	\$ 7,640	\$ 12,477	\$ 4,180	\$ 44,941	\$ 379,923	\$ 215,585	\$ 378,079	\$ 74,545	\$ 19,454	\$ 286,762

In re Marelli Automotive Lighting USA LLC

Case No.: 25-11034

Balance Sheets of the Debtor Entities as of March 31, 2026

(in USD thousands)

	25-11093	25-11043	25-11049	25-11053	25-11056	25-11057	25-11063	25-11066	25-11070	25-11074	25-11078	25-11082	25-11086	25-11092
	Marelli Aftermarket Poland Sp. z o.o.	Marelli Aftermarket Spain S.L.	Marelli AfterSales Co., Ltd.	Marelli Argentan France	Marelli Automotive Chassis System (Guangzhou) Co., Ltd.	Marelli Automotive Components (Guangzhou) Corporation	Marelli Automotive Components (Wuhu) Co., Ltd.	Marelli Automotive Components (Wuxi) Corporation	Marelli Automotive Electronics (Guangzhou) Co., Ltd.	Marelli Automotive Lighting (Foshan) Co., Ltd.	Marelli Automotive Lighting France	Marelli Automotive Lighting Italy S.p.A.	Marelli Automotive Lighting Jihlava (Czech Republic) S.R.O.	Marelli Automotive Lighting Juárez Mexico, S.A de C.V.
Assets														
Current assets														
Cash and cash equivalents	\$ 1,247	\$ 250	\$ -	\$ 363	\$ 473	\$ 3,480	\$ 45,375	\$ 1,277	\$ 4,231	\$ 431	\$ 277	\$ 90	\$ 1,980	\$ 8,471
Trade receivables	8,861	2,706	-	6,376	1,899	32,330	93,988	72,034	225,642	9,895	11,475	160,418	166,785	2,038
Inventories	21,499	2,343	-	0	577	4,478	23,392	4,776	33,958	7,677	(675)	52,934	77,044	4,760
Other assets	1,068	330	-	4,519	1,451	5,065	7,476	9,996	12,857	3,676	-	33,575	23,491	52,098
Other financial assets	18,856	17	-	-	966	64,878	214,531	48,976	176,586	54,317	-	542	26,307	29,138
Total current assets	51,532	5,647	-	11,259	5,367	110,232	384,761	137,059	453,274	73,572	14,753	247,559	295,607	96,505
Non-current assets														
Property, plant and equipment	30	-	-	0	1,718	19,848	43,804	18,003	25,934	10,312	(1)	70,981	119,163	47,477
Intangible assets	17	-	-	-	0	12,609	0	12,609	30,147	3,889	-	33,076	57	208
Goodwill	-	5,171	-	-	-	-	-	-	-	-	-	-	-	-
Right-of-use assets	259	106	-	-	1,734	5,705	8,658	1,953	12,184	1,861	295	6,572	17,258	969
Investments in associates and joint ventures	-	-	-	-	-	-	-	-	-	-	-	-	-	-
Deferred tax assets	2,873	55	-	29	-	5,184	11,466	2,411	13,074	3,540	-	-	7,077	14,386
Other assets	-	-	-	-	-	-	-	-	-	-	-	-	-	-
Other non-current financial assets	-	-	-	-	-	-	-	(0)	-	-	-	(27,397)	-	-
Total non-current assets	3,178	5,332	-	30	3,452	30,737	76,536	22,366	81,340	19,602	294	33,231	143,554	63,041
Total assets	\$ 54,710	\$ 10,979	\$ -	\$ 11,289	\$ 8,820	\$ 140,968	\$ 461,298	\$ 159,425	\$ 534,614	\$ 93,174	\$ 15,047	\$ 330,790	\$ 439,161	\$ 159,546
Liabilities and equity														
Liabilities														
Current liabilities														
Trade payables	\$ 30,535	\$ 7,566	\$ -	\$ 1,204	\$ 4,196	\$ 41,239	\$ 120,076	\$ 33,605	\$ 90,562	\$ 18,528	\$ 1,900	\$ 155,276	\$ 173,981	\$ 19,772
Interest-bearing loans and borrowings	(12)	-	-	-	45,779	10,211	21,275	48,171	120,602	8,159	-	79	-	40,282
Lease liabilities	283	108	-	-	1,768	-	12,566	1,515	17,158	2,216	324	6,937	20,682	955
Income tax payable	(23)	-	-	18	-	683	-	-	62	0	37	10,137	2,263	521
Other current liabilities	1,336	239	-	791	600	1,374	99,904	2,432	16,355	4,438	1,139	72,713	15,114	9,559
Other current financial liabilities	1	1,842	-	46,004	-	0	1,105	0	2,155	0	39,104	53,867	33	(0)
Total current liabilities	32,119	9,755	-	48,018	52,343	53,506	254,927	85,723	246,894	33,340	42,504	299,009	212,073	71,088
Non-current liabilities														
Net employee defined benefit liabilities	701	60	-	238	52	932	1,639	469	1,367	252	1,146	16,583	3,301	5,898
Provisions	41	68	-	524	484	802	2,210	1,591	3,412	430	877	7,305	6,183	3,376
Deferred tax liabilities	172	-	-	-	-	1,755	-	2	0	1,029	6	-	-	-
Total non-current liabilities	913	127	-	762	536	3,489	3,849	2,062	4,780	1,711	2,030	23,887	9,484	9,274
Total liabilities	33,033	9,882	-	48,779	52,879	56,995	258,776	87,785	251,674	35,051	44,534	322,896	221,557	80,362
Equity														
Issued capital	536	3	-	2,102	10,180	27,117	33,339	43,261	17,638	12,928	5,904	13,798	43,510	191
Share premium	-	-	-	-	-	-	-	(0)	-	-	-	-	-	-
Treasury stock	-	-	-	-	-	-	-	-	-	-	-	-	-	-
Other components of equity	(13)	0	-	1,111	0	(0)	0	(0)	0	0	237	(2,688)	(4)	(4,540)
Retained earnings	21,154	1,093	-	(40,704)	(54,239)	56,856	169,182	28,379	265,302	45,195	(35,627)	(3,216)	174,099	83,533
Non-controlling interests	-	-	-	-	-	-	-	-	-	-	-	-	-	-
Total equity	21,677	1,097	-	(37,491)	(44,059)	83,973	202,521	71,640	282,940	58,123	(29,487)	7,893	217,604	79,184
Total liabilities and equity	\$ 54,710	\$ 10,979	\$ -	\$ 11,289	\$ 8,820	\$ 140,968	\$ 461,298	\$ 159,425	\$ 534,614	\$ 93,174	\$ 15,047	\$ 330,790	\$ 439,161	\$ 159,546

In re Marelli Automotive Lighting USA LLC

Case No.: 25-11034

Balance Sheets of the Debtor Entities as of March 31, 2026

(in USD thousands)

	25-11096	25-11034	25-11100	25-11041	25-11054	25-11059	25-11069	25-11077	25-11085	25-11098	25-11102	25-11103	25-11104	25-11105
	Marelli Automotive Lighting Tepotzotlán México, S. de R.L. de C.V.	Marelli Automotive Lighting USA LLC	Marelli Automotive Systems Europe PLC	Marelli Automotive Systems UK Limited	Marelli Bielsko-Biala Poland Sp. z o.o.	Marelli Business Service (Dalian) Co., Ltd.	Marelli Business Service Corp.	Marelli Cabin Comfort Mexicana, S.A. de C.V.	Marelli Cabin Comfort Trading de México, S. de R.L. de C.V.	Marelli Cluj Romania S.R.L.	Marelli Copaf do Brasil Ltda	Marelli Corporation	Marelli do Brasil Indústria e Comércio Ltda.	Marelli eAxe Torino S.R.L.
Assets														
Current assets														
Cash and cash equivalents	\$ 974	\$ 5,354	\$ 104	\$ 2,948	\$ 2,939	\$ 81	\$ -	\$ -	\$ -	\$ 666	\$ 12,431	\$ 5,004	\$ 5,126	\$ -
Trade receivables	5,159	294,519	-	87,301	30,885	12,277	-	-	-	4,217	51,384	423,077	3,038	-
Inventories	1,972	66,172	-	16,166	15,334	-	-	-	-	-	45,474	58,570	6,776	-
Other assets	10,008	41,769	0	19,536	13,189	966	-	-	-	391	10,017	140,299	12,804	-
Other financial assets	-	118,521	2,320	3,698	2,110	1,407	-	-	-	2,664	3,441	5,170,414	-	-
Total current assets	18,113	526,335	2,425	129,650	64,458	14,730	-	-	-	7,938	122,747	5,797,365	27,744	-
Non-current assets														
Property, plant and equipment	4,390	69,633	-	40,505	44,715	152	-	-	-	292	3,022	119,148	2,759	-
Intangible assets	802	12,794	-	-	9	178	-	-	-	39	967	59,080	-	-
Goodwill	-	-	-	-	-	-	-	-	-	-	(0)	-	-	-
Right-of-use assets	67	(0)	-	4,650	4,339	228	-	-	-	1,285	7,213	5,459	-	-
Investments in associates and joint ventures	-	-	-	-	-	-	-	-	-	-	-	-	-	-
Deferred tax assets	-	0	-	(0)	1,561	16	-	-	-	-	16,188	-	1,079	-
Other assets	-	-	-	-	-	-	-	-	-	-	-	7,821	-	-
Other non-current financial assets	0	-	55,924	-	-	-	-	-	-	-	43	833,237	-	-
Total non-current assets	5,260	82,427	55,924	45,155	50,825	574	-	-	-	1,616	27,433	1,024,745	3,838	-
Total assets	\$ 23,373	\$ 608,762	\$ 58,349	\$ 174,805	\$ 115,083	\$ 15,305	\$ -	\$ -	\$ -	\$ 9,554	\$ 150,180	\$ 6,822,111	\$ 31,582	\$ -
Liabilities and equity														
Liabilities														
Current liabilities														
Trade payables	\$ 29,760	\$ 351,231	\$ -	\$ 155,449	\$ 101,222	\$ 194	\$ -	\$ -	\$ -	\$ 2,706	\$ 41,462	\$ 465,055	\$ 7,030	\$ -
Interest-bearing loans and borrowings	(0)	24,563	1	184,825	4,471	16,518	-	-	-	-	3,998	7,204,002	14,372	-
Lease liabilities	71	-	-	3,687	4,551	213	-	-	-	1,233	8,703	21,683	-	-
Income tax payable	-	-	-	-	119	-	-	-	-	-	746	1,761	23	-
Other current liabilities	7,478	56,612	0	39,522	1,688	1,223	-	-	-	764	45,117	353,777	3,582	-
Other current financial liabilities	2,579	6,563	-	(0)	3,684	-	-	-	-	0	0	72,942	-	-
Total current liabilities	39,888	438,968	1	383,484	115,735	18,146	-	-	-	4,704	100,025	8,119,221	25,008	-
Non-current liabilities														
Net employee defined benefit liabilities	450	772	-	5,126	3,094	284	-	-	-	(0)	548	32,446	46	-
Provisions	766	51,982	-	824	469	-	-	-	-	-	1,706	11,835	498	-
Deferred tax liabilities	-	-	-	-	-	(51)	-	-	-	-	-	6,089	-	-
Total non-current liabilities	1,216	52,755	-	5,950	3,563	233	-	-	-	(0)	2,253	50,370	544	-
Total liabilities	41,103	491,723	1	389,434	119,298	18,380	-	-	-	4,704	102,279	8,169,591	25,551	-
Equity														
Issued capital	49,061	25,001	66,294	21,492	18,779	1	-	-	-	2,032	34,696	2,508	8,259	-
Share premium	-	-	92,443	-	-	-	-	-	-	-	-	1,608,094	-	-
Treasury stock	-	-	-	-	-	-	-	-	-	-	-	(24,588)	-	-
Other components of equity	(98)	(0)	(0)	22,448	(277)	(0)	-	-	-	(0)	(217)	(29,109)	0	-
Retained earnings	(66,693)	92,038	(100,389)	(258,569)	(22,717)	(3,076)	-	-	-	2,819	13,423	(2,904,385)	(2,228)	-
Non-controlling interests	-	-	-	-	-	-	-	-	-	-	-	-	-	-
Total equity	(17,730)	117,039	58,348	(214,629)	(4,215)	(3,075)	-	-	-	4,850	47,902	(1,347,481)	6,030	-
Total liabilities and equity	\$ 23,373	\$ 608,762	\$ 58,349	\$ 174,805	\$ 115,083	\$ 15,305	\$ -	\$ -	\$ -	\$ 9,554	\$ 150,180	\$ 6,822,111	\$ 31,582	\$ -

In re Marelli Automotive Lighting USA LLC

Case No.: 25-11034

Balance Sheets of the Debtor Entities as of March 31, 2026

(in USD thousands)

	25-11106	25-11107	25-11108	25-11109	25-11037	25-11040	25-11047	25-11052	25-11061	25-11065	25-11071	25-11079	25-11083	25-11088
	Marelli Engineering (Shanghai) Co., Ltd.	Marelli EPT Strasbourg (France)	Marelli España S.A.	Marelli Europe S.p.A.	Marelli France	Marelli Fukushima Corporation	Marelli Germany GmbH	Marelli Global Business Services America, S. de R.L. de C.V.	Marelli Global Business Services Europe s.r.o.	Marelli Holding USA LLC	Marelli Holdings Co., Ltd.	Marelli Indústria e Comércio de Componentes Automotivos Brasil Ltda.	Marelli International Trading (Shanghai) Co., Ltd	Marelli Iwashiro Corp.
Assets														
Current assets														
Cash and cash equivalents	\$ 138	\$ 92	\$ 698	\$ 98,725	\$ 2,878	\$ 1,259	\$ 7,338	\$ 976	\$ 7	\$ -	\$ 1,205	\$ 384	\$ 4,607	\$ -
Trade receivables	573	590	133,506	486,879	59,037	37,243	284,726	3,940	1,076	-	103,992	12,211	4,631	-
Inventories	-	-	42,947	74,923	30,479	11,523	4,995	-	-	-	-	6,780	2,395	-
Other assets	230	2,545	22,291	234,882	29,300	752	88,887	4,459	143	-	2,816	2,484	169	-
Other financial assets	2,571	145	1,198	1,456,710	125,391	8,969	1,526,139	2,213	2,715	-	5,797,869	52,364	12,772	-
Total current assets	3,513	3,373	200,640	2,352,119	247,085	59,745	1,912,086	11,588	3,941	-	5,905,882	74,224	24,573	-
Non-current assets														
Property, plant and equipment	(0)	1,020	57,713	217,208	22,483	13,198	10,535	81	379	-	-	13,113	2	-
Intangible assets	124	17	28,074	89,848	(194)	7	24,710	208	1,166	-	11,710	34	34	-
Goodwill	-	-	-	2,914,320	200	-	-	-	-	-	-	(0)	-	-
Right-of-use assets	0	2	2,274	10,206	64	0	22,175	1,909	847	-	-	426	353	-
Investments in associates and joint ventures	-	-	-	-	-	-	-	-	-	-	-	-	-	-
Deferred tax assets	2	-	6,822	-	22,754	1,953	0	509	286	-	-	677	981	-
Other assets	-	-	-	-	-	266	-	-	-	-	-	-	-	-
Other non-current financial assets	2	345	-	609,293	80	0	4,120,916	-	-	-	5	-	-	-
Total non-current assets	129	1,383	94,882	3,840,874	45,387	15,423	4,178,336	2,707	2,679	-	11,714	14,250	1,370	-
Total assets	\$ 3,642	\$ 4,756	\$ 295,522	\$ 6,192,993	\$ 292,473	\$ 75,168	\$ 6,090,422	\$ 14,295	\$ 6,620	\$ -	\$ 5,917,597	\$ 88,474	\$ 25,943	\$ -
Liabilities and equity														
Liabilities														
Current liabilities														
Trade payables	\$ 245	\$ 5,577	\$ 93,657	\$ 396,254	\$ 103,632	\$ 33,702	\$ 206,896	\$ 6,677	\$ 748	\$ -	\$ 323,978	\$ 7,451	\$ 8,484	\$ -
Interest-bearing loans and borrowings	1,460	2,397	(0)	1,780,247	-	-	3,889,479	2,718	6,397	-	4,675,650	-	1,458	-
Lease liabilities	-	2	2,478	10,872	70	2	22,463	2,980	893	-	-	477	542	-
Income tax payable	(0)	-	-	6,349	8,000	1,136	-	83	-	-	-	1,025	242	-
Other current liabilities	179	399	6,105	155,369	17,646	2,825	18,107	4,605	931	-	103,256	2,018	1,302	-
Other current financial liabilities	-	39	175,054	2,222,633	29,357	-	610,664	755	5	-	-	(0)	0	-
Total current liabilities	1,884	8,414	277,294	4,571,724	158,705	37,664	4,747,609	17,818	8,975	-	5,102,884	10,971	12,028	-
Non-current liabilities														
Net employee defined benefit liabilities	230	3	390	46,820	10,635	2,571	99,191	1,286	814	-	275	270	99	-
Provisions	-	636	10,211	31,379	6,650	130	9,686	97	4	-	-	146	324	-
Deferred tax liabilities	-	13	-	-	36	-	0	-	-	-	-	-	(0)	-
Total non-current liabilities	230	653	10,600	78,199	17,321	2,701	108,876	1,382	818	-	275	415	424	-
Total liabilities	2,114	9,066	287,894	4,649,923	176,025	40,365	4,856,485	19,201	9,793	-	5,103,159	11,386	12,452	-
Equity														
Issued capital	607	18,397	898	292,424	21,923	564	1,529	0	6	-	627	41,564	187	-
Share premium	-	-	-	-	-	17,850	-	-	-	-	2,366,710	-	-	-
Treasury stock	-	-	-	-	-	-	-	-	-	-	-	-	-	-
Other components of equity	0	(66)	0	(15,761)	385	(828)	(9,191)	43	0	-	-	(0)	0	-
Retained earnings	921	(22,641)	6,730	1,266,407	94,140	17,217	1,241,599	(4,948)	(3,179)	-	(1,552,899)	35,524	13,304	-
Non-controlling interests	-	-	-	-	-	-	-	-	-	-	-	-	-	-
Total equity	1,528	(4,310)	7,628	1,543,070	116,448	34,803	1,233,937	(4,905)	(3,174)	-	814,438	77,088	13,491	-
Total liabilities and equity	\$ 3,642	\$ 4,756	\$ 295,522	\$ 6,192,993	\$ 292,473	\$ 75,168	\$ 6,090,422	\$ 14,295	\$ 6,620	\$ -	\$ 5,917,597	\$ 88,474	\$ 25,943	\$ -

In re Marelli Automotive Lighting USA LLC

Case No.: 25-11034

Balance Sheets of the Debtor Entities as of March 31, 2026

(in USD thousands)

	25-11090	25-11094	25-11097	25-11099	25-11101	25-11036	25-11039	25-11042	25-11046	25-11050	25-11058	25-11062	25-11067	25-11072
	Marelli Kechnec Slovakia s.r.o.	Marelli Kyushu Corporation	Marelli Mako Turkey Elektrik Sanayi Ve Ticaret Anonim Sirketi	Marelli Mexicana, S.A. de C.V.	Marelli Morocco LLC	Marelli North America, Inc.	Marelli North Carolina USA LLC	Marelli Ploiesti Romania S.R.L.	Marelli Powertrain (Hefei) Co., Ltd.	Marelli R&D Co., Ltd.	Marelli Ride Dynamics México, S. de R.L. de C.V.	Marelli Sistemas Automotivos Indústria e Comércio Brasil Ltda	Marelli Smart Me Up	Marelli Sophia Antipolis France
Assets														
Current assets														
Cash and cash equivalents	\$ 16	\$ 1,256	\$ 20,044	\$ 3,122	\$ 584	\$ 18,960	\$ -	\$ 948	\$ 1,269	\$ 158	\$ 487	\$ 8,195	\$ 6	\$ 7
Trade receivables	73,785	55,195	62,060	263,475	22,230	626,801	-	10,020	23,333	747	8,342	128,174	1,615	42
Inventories	33,052	7,527	22,641	-	4,559	140,668	-	7,750	5,067	-	11,899	126,593	-	-
Other assets	27,055	619	6,025	37,861	5,626	45,171	-	2,295	1,175	111	32,513	106,395	30	433
Other financial assets	12,747	17,291	16	155	0	1,388,844	-	(1)	6,512	11,326	86,598	2,734	-	2,160
Total current assets	146,654	81,888	110,786	304,613	32,999	2,220,444	-	21,012	37,357	12,342	139,838	372,092	1,650	2,642
Non-current assets														
Property, plant and equipment	70,106	37,931	51,164	31,873	23,065	106,674	-	22,525	12,957	79	17,118	207,604	-	-
Intangible assets	1,348	15	11,765	121	10,946	22,971	-	33	101	(0)	77	15,620	-	-
Goodwill	-	-	-	-	-	8,665	-	-	-	-	-	(0)	-	-
Right-of-use assets	210	11	11,611	1,931	4,127	24,006	-	-	2,033	623	4,005	5,686	-	-
Investments in associates and joint ventures	-	-	-	-	-	-	-	-	-	-	-	-	-	-
Deferred tax assets	7,735	1,295	-	13,944	0	0	-	-	9,911	139	4,025	22,530	-	-
Other assets	-	1,115	-	-	-	(0)	-	-	-	-	-	-	-	-
Other non-current financial assets	-	-	-	1	-	53,124	-	-	-	-	-	77,088	-	-
Total non-current assets	79,400	40,366	74,541	47,870	38,137	215,440	-	22,558	25,002	841	25,225	328,529	-	-
Total assets	\$ 226,054	\$ 122,254	\$ 185,326	\$ 352,483	\$ 71,136	\$ 2,435,884	\$ -	\$ 43,569	\$ 62,358	\$ 13,182	\$ 165,063	\$ 700,620	\$ 1,650	\$ 2,642
Liabilities and equity														
Liabilities														
Current liabilities														
Trade payables	\$ 108,330	\$ 49,468	\$ 50,879	\$ 12,666	\$ 24,227	\$ 743,753	\$ -	\$ 18,449	\$ 32,592	\$ 292	\$ 87,786	\$ 161,141	\$ 386	\$ 7
Interest-bearing loans and borrowings	-	-	-	3,513	66	1,318,555	-	(0)	32,502	2,188	0	33,167	-	-
Lease liabilities	225	15	3,050	2,376	4,874	36,893	-	-	12,262	782	4,533	7,065	-	-
Income tax payable	(46)	885	(224)	1,723	(0)	(40)	-	191	803	70	(29)	3,394	(1,187)	53
Other current liabilities	3,706	4,255	13,696	65,004	1,435	152,148	-	837	2,296	189	70,614	114,861	31	3
Other current financial liabilities	4,613	0	-	84,243	16,555	0	-	29,493	-	0	530	(1)	2,068	1
Total current liabilities	116,828	54,624	67,400	169,524	47,158	2,251,309	-	48,970	80,456	3,522	163,434	319,627	1,299	64
Non-current liabilities														
Net employee defined benefit liabilities	301	5,729	8,808	19,893	-	24,926	-	591	137	148	702	2,554	-	-
Provisions	21,300	310	393	-	6,506	27,161	-	251	1,379	-	153	13,191	230	-
Deferred tax liabilities	-	-	5,942	-	-	-	-	(0)	(0)	-	(0)	0	-	-
Total non-current liabilities	21,601	6,039	15,143	19,893	6,506	52,087	-	842	1,516	148	855	15,745	230	-
Total liabilities	138,429	60,663	82,543	189,417	53,664	2,303,397	-	49,812	81,972	3,670	164,289	335,372	1,529	64
Equity														
Issued capital	118,437	564	1	4	37,257	400	-	4,198	10,144	4,953	5,369	225,288	64	698
Share premium	-	41,344	-	19,373	-	1,129,312	-	-	-	-	-	-	-	-
Treasury stock	-	-	-	-	-	-	-	-	-	-	-	-	-	-
Other components of equity	0	(4,231)	81,009	(7,089)	0	(15,614)	-	0	(0)	(0)	(663)	(9)	-	-
Retained earnings	(30,812)	23,914	21,773	150,779	(19,784)	(981,611)	-	(10,441)	(29,758)	4,559	(3,931)	139,970	57	1,880
Non-controlling interests	-	-	-	-	-	-	-	-	-	-	-	-	-	-
Total equity	87,625	61,592	102,783	163,066	17,473	132,487	-	(6,243)	(19,613)	9,512	774	365,249	121	2,578
Total liabilities and equity	\$ 226,054	\$ 122,254	\$ 185,326	\$ 352,483	\$ 71,136	\$ 2,435,884	\$ -	\$ 43,569	\$ 62,358	\$ 13,182	\$ 165,063	\$ 700,620	\$ 1,650	\$ 2,642

In re Marelli Automotive Lighting USA LLC

Case No.: 25-11034

Balance Sheets of the Debtor Entities as of March 31, 2026

(in USD thousands)

	25-11075	25-11081	25-11084	25-11089	25-11091	25-11095
	Marelli Sosnowiec Poland Sp. z. o.o.	Marelli Suspension Systems Italy S.P.A.	Marelli Tennessee USA LLC	Marelli Toluca México S. de R.L. de C.V.	Marelli Tooling (Guangzhou) Corporation	Marelli Yokohama Co., Ltd.
Assets						
Current assets						
Cash and cash equivalents	\$ 2,816	\$ 124	\$ 4,999	\$ 2,372	\$ 7	\$ 627
Trade receivables	81,049	78,596	13,685	263,229	0	3,043
Inventories	34,389	17,379	32,281	95,074	(0)	1,097
Other assets	26,292	10,688	5,580	136,102	75	2,903
Other financial assets	1,673	161,278	19,351	14,043	1,954	21,082
Total current assets	146,219	268,065	75,896	510,821	2,036	28,751
Non-current assets						
Property, plant and equipment	131,816	50,130	37,848	112,060	487	719
Intangible assets	18,640	4,019	10,002	22,230	(0)	-
Goodwill	-	4,187	-	-	-	-
Right-of-use assets	7,804	380	0	26,304	888	204
Investments in associates and joint ventures	-	-	-	-	-	-
Deferred tax assets	(0)	-	-	72,018	0	316
Other assets	-	-	-	-	-	-
Other non-current financial assets	-	47,814	-	0	-	-
Total non-current assets	158,259	106,530	47,850	232,611	1,375	1,240
Total assets	\$ 304,478	\$ 374,594	\$ 123,745	\$ 743,432	\$ 3,411	\$ 29,991
Liabilities and equity						
Liabilities						
Current liabilities						
Trade payables	\$ 189,362	\$ 146,245	\$ 205,481	\$ 605,973	\$ 145	\$ 12,989
Interest-bearing loans and borrowings	65,684	650	0	4,233	2,628	-
Lease liabilities	8,053	399	(0)	30,230	-	275
Income tax payable	34	-	-	2,831	-	-
Other current liabilities	9,499	110,829	60,888	150,389	38	2,846
Other current financial liabilities	11,070	2,018	54,886	107,111	-	-
Total current liabilities	283,701	260,142	321,256	900,767	2,811	16,110
Non-current liabilities						
Net employee defined benefit liabilities	10,045	17,157	363	3,923	0	644
Provisions	1,509	63	4,054	12,958	-	-
Deferred tax liabilities	(0)	-	-	-	-	-
Total non-current liabilities	11,554	17,220	4,417	16,880	0	644
Total liabilities	295,255	277,362	325,673	917,648	2,811	16,754
Equity						
Issued capital	22,385	43,258	1,300	137,471	10,419	2,257
Share premium	-	-	-	-	-	-
Treasury stock	-	-	-	-	-	-
Other components of equity	(160)	(6,004)	0	(17)	(0)	174
Retained earnings	(13,002)	59,978	(203,228)	(311,670)	(9,820)	10,805
Non-controlling interests	-	-	-	-	-	-
Total equity	9,223	97,232	(201,928)	(174,216)	600	13,237
Total liabilities and equity	\$ 304,478	\$ 374,594	\$ 123,745	\$ 743,432	\$ 3,411	\$ 29,991

In re Marelli Automotive Lighting USA LLC

Case No.: 25-11034

Statements of Profit (Loss) of the Debtor Entities for March 1, 2026 through March 31, 2026

(in USD thousands)

	25-11035	25-11038	25-11044	25-11045	25-11048	25-11051	25-11055	25-11060	25-11064	25-11068	25-11073	25-11076	25-11080	25-11087
	Automotive Lighting UK Limited	Calsonic Kansei (Shanghai) Corporation	CK Trading de México, S. de R.L. de C.V.	Magneti Marelli Argentina S.A.	Magneti Marelli Conjuntos de Escape S.A.	Magneti Marelli do Brasil Indústria e Comércio S.A.	Magneti Marelli Repuestos S.A.	Marelli (China) Co., Ltd	Marelli (China) Holding Company	Marelli (Guangzhou) Corporation	Marelli (Thailand) Co., Ltd	Marelli (Xiang Yang) Corporation	Marelli Aftermarket Germany GmbH	Marelli Aftermarket Italy S.p.A.
Revenue	\$ -	\$ -	\$ 48,026	\$ -	\$ 1,311	\$ -	\$ 275	\$ 4,030	\$ -	\$ 9,329	\$ 8,423	\$ 3,839	\$ 2,117	\$ 16,731
Cost of sales	56	-	47,307	-	1,051	-	229	2,758	156	8,396	7,889	3,568	1,526	14,522
Gross profit	(56)	-	718	-	260	-	46	1,272	(156)	934	534	272	591	2,209
Selling, general and administrative expenses	31	1	402	6	40	2	218	(2,247)	289	438	259	76	277	3,141
Research and development costs	-	-	-	-	-	-	-	82	196	11	24	51	-	-
Restructuring expenses	-	-	-	-	-	-	-	-	-	-	-	-	-	-
Other income	81	-	-	-	0	-	0	-	-	0	10	-	8	896
Other expenses	62	2	2	0	4	0	0	0	4	53	1	2	2	108
Operating profit	(67)	(3)	315	(7)	217	(2)	(172)	3,437	(645)	431	260	143	321	(145)
Finance income	(5)	310	2,551	-	39	6	0	30	499	440	597	115	36	586
Finance costs	-	268	-	-	36	115	2	79	120	39	0	27	1	94
Other finance costs	62	115	(3,234)	(0)	22	3	(16)	28	0	21	(3,310)	8	54	57
Share of profit of associates and joint ventures	-	-	-	-	-	87	-	-	-	-	-	-	-	-
Profit before income tax	(135)	(75)	6,100	(6)	198	(27)	(159)	3,360	(266)	810	4,167	224	302	290
Income tax expense	-	(20)	(443)	-	-	-	(0)	-	(8)	(203)	-	(51)	(84)	2
Profit (loss) from continuing operations	(135)	(95)	5,657	(6)	198	(27)	(159)	3,360	(273)	608	4,167	173	218	292
Profit (loss) from discontinued operations	-	-	-	-	-	-	-	-	-	-	-	-	-	-
Profit	\$ (135)	\$ (95)	\$ 5,657	\$ (6)	\$ 198	\$ (27)	\$ (159)	\$ 3,360	\$ (273)	\$ 608	\$ 4,167	\$ 173	\$ 218	\$ 292

In re Marelli Automotive Lighting USA LLC

Case No.: 25-11034

Statements of Profit (Loss) of the Debtor Entities for March 1, 2026 through March 31, 2026

(in USD thousands)

	25-11093	25-11043	25-11049	25-11053	25-11056	25-11057	25-11063	25-11066	25-11070	25-11074	25-11078	25-11082	25-11086	25-11092
	Marelli Aftermarket Poland Sp. z o.o.	Marelli Aftermarket Spain S.L.	Marelli After-sales Co., Ltd.	Marelli Argenton France	Marelli Automotive Chassis System (Guangzhou) Co., Ltd.	Marelli Automotive Components (Guangzhou) Corporation	Marelli Automotive Components (Wuhu) Co., Ltd.	Marelli Automotive Components (Wuxi) Corporation	Marelli Automotive Electronics (Guangzhou) Co., Ltd.	Marelli Automotive Lighting (Foshan) Co., Ltd.	Marelli Automotive Lighting France	Marelli Automotive Lighting Italy S.p.A.	Marelli Automotive Lighting Jihlava (Czech Republic) S.R.O.	Marelli Automotive Lighting Juárez Mexico, S.A de C.V.
Revenue	\$ 8,403	\$ 1,662	\$ -	\$ -	\$ 280	\$ 7,105	\$ 19,727	\$ 7,799	\$ 37,190	\$ 1,894	\$ 333	\$ 46,867	\$ 57,302	\$ 3,858
Cost of sales	6,216	1,328	-	14	395	6,453	16,831	7,184	30,213	1,997	627	45,893	50,830	8,402
Gross profit	2,187	333	-	(14)	(115)	652	2,896	616	6,977	(103)	(294)	974	6,472	(4,544)
Selling, general and administrative expenses	610	268	-	21	168	617	1,865	778	1,446	200	265	941	724	399
Research and development costs	-	-	-	(7)	184	518	1,667	171	1,521	140	(194)	1,501	1,457	187
Restructuring expenses	-	-	-	0	-	-	-	-	-	-	-	583	-	-
Other income	48	-	-	49	-	38	242	2	0	57	254	157	8	4,779
Other expenses	103	2	-	11	2	67	39	280	278	16	(130)	42	1	36
Operating profit	1,521	63	-	10	(468)	(510)	(433)	(612)	3,732	(402)	(563)	(1,353)	4,298	(387)
Finance income	(12)	(0)	-	(0)	3	92	3,444	137	1,752	191	(0)	3	1,755	(813)
Finance costs														
Interest costs	1	9	-	155	114	24	115	112	371	24	135	144	133	(0)
Other finance costs	248	0	-	(2)	43	14	2,982	30	1,519	41	0	204	808	14,299
Share of profit of associates and joint ventures	-	-	-	-	-	-	-	-	-	-	-	(6,886)	-	-
Profit before income tax	1,259	54	-	(144)	(623)	(456)	(85)	(616)	3,594	(276)	(698)	(6,583)	5,113	(15,499)
Income tax expense	(199)	-	-	2,007	-	114	(12)	154	(520)	54	660	-	(1,074)	(1,317)
Profit (loss) from continuing operations	1,060	54	-	1,864	(623)	(342)	(97)	(462)	3,074	(221)	(38)	(8,583)	4,039	(16,817)
Profit (loss) from discontinued operations	-	-	-	-	-	-	-	-	-	-	-	-	-	-
Profit	\$ 1,060	\$ 54	\$ -	\$ 1,864	\$ (623)	\$ (342)	\$ (97)	\$ (462)	\$ 3,074	\$ (221)	\$ (38)	\$ (8,583)	\$ 4,039	\$ (16,817)

In re Marelli Automotive Lighting USA LLC

Case No.: 25-11034

Statements of Profit (Loss) of the Debtor Entities for March 1, 2026 through March 31, 2026

(in USD thousands)

	25-11096	25-11034	25-11100	25-11041	25-11054	25-11059	25-11069	25-11077	25-11085	25-11098	25-11102	25-11103	25-11104	25-11105
	Marelli Automotive Lighting Tepotzotlán México, S. de R.L. de C.V.	Marelli Automotive Lighting USA LLC	Marelli Automotive Systems Europe PLC	Marelli Automotive Systems UK Limited	Marelli Bielsko-Biala Poland Sp. z o.o.	Marelli Business Service (Dalian) Co., Ltd.	Marelli Business Service Corp.	Marelli Cabin Comfort Mexicana, S.A. de C.V.	Marelli Cabin Comfort Trading de México, S. de R.L. de C.V.	Marelli Cluj Romania S.R.L.	Marelli Copaf do Brasil Ltda	Marelli Corporation	Marelli do Brasil Indústria e Comércio Ltda.	Marelli eAxe Torino S.R.L.
Revenue	\$ 1,438	\$ 44,862	\$ -	\$ 30,061	\$ 11,176	\$ -	\$ -	\$ -	\$ -	\$ -	\$ 25,161	\$ 94,037	\$ 2,401	\$ -
Cost of sales	1,609	41,885	-	24,148	11,413	(23)	-	-	-	14	19,588	88,695	2,030	-
Gross profit	(171)	2,977	-	5,913	(238)	23	-	-	-	(14)	5,573	5,342	371	-
Selling, general and administrative expenses	37	365	-	1,406	157	(133)	-	-	-	(72)	1,873	3,437	76	-
Research and development costs	72	1,277	-	571	15	-	-	-	-	(942)	-	5,492	32	-
Restructuring expenses	-	-	-	0	826	-	-	-	-	-	-	-	-	-
Other income	10	(4,254)	-	0	190	-	-	-	-	(0)	272	1,569	-	-
Other expenses	8	9	-	234	18	1	-	-	-	-	71	1,513	-	-
Operating profit	(278)	(2,928)	-	3,703	(1,064)	154	-	-	-	1,000	3,901	(3,531)	263	-
Finance income	38	17,217	9	(351)	1,070	4	-	-	-	7	(53)	13,363	(82)	-
Finance costs														
Interest costs	13	-	0	1,036	84	39	-	-	-	4	147	1,985	177	-
Other finance costs	13	257	0	(237)	1,421	22	-	-	-	-	213	24,889	4	-
Share of profit of associates and joint ventures	-	-	-	-	-	-	-	-	-	-	-	-	-	-
Profit before income tax	(265)	14,032	9	2,553	(1,499)	97	-	-	-	1,002	3,489	(17,043)	(1)	-
Income tax expense	-	-	-	-	(102)	-	-	-	-	-	(1,033)	(152)	-	-
Profit (loss) from continuing operations	(265)	14,032	9	2,553	(1,600)	97	-	-	-	1,002	2,456	(17,195)	(1)	-
Profit (loss) from discontinued operations	-	-	-	-	-	-	-	-	-	-	-	-	-	-
Profit	\$ (265)	\$ 14,032	\$ 9	\$ 2,553	\$ (1,600)	\$ 97	\$ -	\$ -	\$ -	\$ 1,002	\$ 2,456	\$ (17,195)	\$ (1)	\$ -

In re Marelli Automotive Lighting USA LLC

Case No.: 25-11034

Statements of Profit (Loss) of the Debtor Entities for March 1, 2026 through March 31, 2026

(in USD thousands)

	25-11106	25-11107	25-11108	25-11109	25-11037	25-11040	25-11047	25-11052	25-11061	25-11065	25-11071	25-11079	25-11083	25-11088
	Marelli Engineering (Shanghai) Co., Ltd.	Marelli EPT Strasbourg (France)	Marelli España S.A.	Marelli Europe S.p.A.	Marelli France	Marelli Fukushima Corporation	Marelli Germany GmbH	Marelli Global Business Services America, S. de R.L. de C.V.	Marelli Global Business Services Europe s.r.o.	Marelli Holding USA LLC	Marelli Holdings Co., Ltd.	Marelli Indústria e Comércio de Componentes Automotivos Brasil Ltda.	Marelli International Trading (Shanghai) Co., Ltd	Marelli Iwashiro Corp.
Revenue	\$ -	\$ 26	\$ 33,909	\$ 60,096	\$ 25,005	\$ 13,572	\$ 57,909	\$ -	\$ -	\$ -	\$ -	\$ 6,798	\$ 3,221	\$ -
Cost of sales	(0)	(0)	31,051	64,447	20,466	12,298	63,024	(33)	(35)	-	1,093	3,970	2,635	-
Gross profit	0	27	2,858	(4,351)	4,539	1,273	(5,115)	33	35	-	(1,093)	2,828	586	-
Selling, general and administrative expenses	(4)	57	451	16,142	1,194	64	3,253	(37)	217	-	26,879	165	270	-
Research and development costs	(3)	2	597	13,976	1,319	-	3,647	(4)	-	-	47	0	-	-
Restructuring expenses	-	-	69	44	-	-	11	-	-	-	-	-	-	-
Other income	-	0	88	635	(0)	2	400	-	-	-	2	1	1	-
Other expenses	2	(1)	15	401	131	200	18	11	2	-	78	21	0	-
Operating profit	5	(31)	1,814	(34,278)	1,895	1,011	(11,643)	62	(183)	-	(28,095)	2,643	317	-
Finance income	5	-	(26)	94,357	9	8	(3,143)	(13)	(37)	-	(19,412)	626	255	-
Finance costs														
Interest costs	3	8	717	9,075	65	-	10,921	20	7	-	12,826	(1)	5	-
Other finance costs	0	0	(779)	13,006	2,506	(19)	(2,829)	123	0	-	(1,526)	232	249	-
Share of profit of associates and joint ventures	-	-	-	-	-	-	-	-	-	-	-	-	-	-
Profit before income tax	7	(39)	1,850	37,998	(668)	1,038	(22,878)	(94)	(227)	-	(58,807)	3,037	318	-
Income tax expense	-	-	-	(1,855)	(2,632)	(835)	(119)	(121)	-	-	-	(526)	(165)	-
Profit (loss) from continuing operations	7	(39)	1,850	36,144	(3,299)	204	(22,997)	(215)	(227)	-	(58,807)	2,511	153	-
Profit (loss) from discontinued operations	-	-	-	-	-	-	-	-	-	-	-	-	-	-
Profit	\$ 7	\$ (39)	\$ 1,850	\$ 36,144	\$ (3,299)	\$ 204	\$ (22,997)	\$ (215)	\$ (227)	\$ -	\$ (58,807)	\$ 2,511	\$ 153	\$ -

In re Marelli Automotive Lighting USA LLC

Case No.: 25-11034

Statements of Profit (Loss) of the Debtor Entities for March 1, 2026 through March 31, 2026

(in USD thousands)

	25-11090	25-11094	25-11097	25-11099	25-11101	25-11036	25-11039	25-11042	25-11046	25-11050	25-11058	25-11062	25-11067	25-11072
	Marelli Kechnec Slovakia s.r.o.	Marelli Kyushu Corporation	Marelli Mako Turkey Elektrik Sanayi Ve Ticaret Anonim Sirketi	Marelli Mexicana, S.A. de C.V.	Marelli Morocco LLC	Marelli North America, Inc.	Marelli North Carolina USA LLC	Marelli Ploiesti Romania S.R.L.	Marelli Powertrain (Hefe) Co., Ltd.	Marelli R&D Co., Ltd.	Marelli Ride Dynamics México, S. de R.L. de C.V.	Marelli Sistemas Automotivos Indústria e Comércio Brasil Ltda	Marelli Smart Me Up	Marelli Sophia Antipolis France
Revenue	\$ 22,292	\$ 48,705	\$ 24,548	\$ 19,941	\$ 6,884	\$ 118,870	\$ -	\$ 5,345	\$ 6,282	\$ 0	\$ 2,850	\$ 83,537	\$ -	\$ (0)
Cost of sales	20,524	46,823	23,673	20,688	4,630	119,274	-	5,146	5,193	-	2,392	66,298	-	-
Gross profit	1,768	1,882	875	(746)	2,254	(404)	-	199	1,089	0	458	17,238	-	(0)
Selling, general and administrative expenses	(425)	49	2,240	1,351	161	9,506	-	148	373	17	54	2,285	-	12
Research and development costs	103	-	681	(4)	182	3,479	-	12	237	(192)	-	1,416	96	-
Restructuring expenses	(0)	-	-	-	252	(1)	-	-	-	-	-	560	-	-
Other income	(0)	36	1	7,836	(76)	57	-	(50)	(4)	-	-	634	-	(0)
Other expenses	55	397	19	130	70	599	-	12	8	1	(7)	744	0	(11)
Operating profit	2,035	1,473	(2,064)	5,613	1,513	(13,931)	-	(23)	466	174	411	12,867	(96)	(1)
Finance income	503	16	887	(829)	0	1,823	-	12	50	22	364	408	0	5
Finance costs														
Interest costs	6	0	54	(1,493)	66	12,158	-	192	147	7	59	416	7	(0)
Other finance costs	649	(63)	7,567	547	542	(12,498)	-	104	35	4	(658)	2,093	0	0
Share of profit of associates and joint ventures	-	-	-	-	-	-	-	-	-	-	-	2,511	-	-
Profit before income tax	1,883	1,551	(8,798)	5,729	905	(11,768)	-	(307)	335	185	1,375	13,277	(103)	5
Income tax expense	4	(1,606)	(780)	(1,415)	(5)	(412)	-	(67)	(77)	(46)	(14)	(727)	99	(5)
Profit (loss) from continuing operations	1,887	(55)	(9,578)	4,314	900	(12,181)	-	(374)	257	139	1,361	12,550	(4)	0
Profit (loss) from discontinued operations	-	-	-	-	-	-	-	-	-	-	-	-	-	-
Profit	\$ 1,887	\$ (55)	\$ (9,578)	\$ 4,314	\$ 900	\$ (12,181)	\$ -	\$ (374)	\$ 257	\$ 139	\$ 1,361	\$ 12,550	\$ (4)	\$ 0

In re Marelli Automotive Lighting USA LLC

Case No.: 25-11034

Statements of Profit (Loss) of the Debtor Entities for March 1, 2026 through March 31, 2026

(in USD thousands)

	25-11075	25-11081	25-11084	25-11089	25-11091	25-11095
	Marelli Sosnowiec Poland Sp. z. o.o.	Marelli Suspension Systems Italy S.P.A.	Marelli Tennessee USA LLC	Marelli Toluca México S. de R.L. de C.V.	Marelli Tooling (Guangzhou) Corporation	Marelli Yokohama Co., Ltd.
Revenue	\$ 31,615	\$ 20,102	\$ 22,176	\$ 71,595	\$ -	\$ 1,530
Cost of sales	29,350	17,492	20,453	69,735	13	1,402
Gross profit	2,265	2,611	1,723	1,860	(13)	128
Selling, general and administrative expenses	601	1,563	242	983	4	154
Research and development costs	1,291	503	292	3,393	-	59
Restructuring expenses	99	-	-	-	-	-
Other income	366	51	-	213	12	-
Other expenses	168	57	23	88	1	(65)
Operating profit	472	539	1,166	(2,392)	(5)	(20)
Finance income	1,195	419	69	1,338	4	45
Finance costs						
Interest costs	453	35	500	1,374	6	(1)
Other finance costs	2,267	241	1,435	(781)	0	629
Share of profit of associates and joint ventures	-	-	-	-	-	-
Profit before income tax	(1,054)	682	(700)	(1,647)	(8)	(603)
Income tax expense	(34)	-	-	5	-	181
Profit (loss) from continuing operations	(1,088)	682	(700)	(1,642)	(8)	(422)
Profit (loss) from discontinued operations	-	-	-	-	-	-
Profit	\$ (1,088)	\$ 682	\$ (700)	\$ (1,642)	\$ (8)	\$ (422)

In re Marelli Automotive Lighting USA LLC
Case No.: 25-11034

Cash Receipts and Disbursements of the Debtor Entities for February 28, 2026 through March 27, 2026

(in USD dollars)

	25-11035	25-11038	25-11044	25-11045	25-11048	25-11051	25-11055	25-11060	25-11064	25-11068	25-11073	25-11076	25-11080	25-11087
	Automotive Lighting UK Limited	Calsonic Kansei (Shanghai) Corporation	CK Trading de México, S. de R.L. de C.V.	Magneti Marelli Argentina S.A.	Magneti Marelli Conjuntos de Escape S.A.	Magneti Marelli do Brasil Indústria e Comércio S.A	Magneti Marelli Repuestos S.A.	Marelli (China) Co., Ltd	Marelli (China) Holding Company	Marelli (Guangzhou) Corporation	Marelli (Thailand) Co., Ltd	Marelli (Xiang Yang) Corporation	Marelli Aftermarket Germany GmbH	Marelli Aftermarket Italy S.p.A.
Beginning Bank Cash Balance	\$ 1,000	\$ 36,980	\$ 14,845,818	\$ 24,497	\$ 2,164,825	\$ 138,098	\$ 431,662	\$ 293,610	\$ 128,626,264	\$ 2,081,823	\$ 15,593,627	\$ 189,278	\$ 296,039	\$ 199,389
Total Receipts	25	4	75,024,110	12,396	2,940,295	128	155,904	2,853,861	470,304	4,401,166	6,076,679	13,057	1,676,560	11,593,938
Total Disbursements	-	(155,761)	(14,812,291)	(29,823)	(3,265,465)	(133,739)	(91,836)	(1,078,948)	(45,276)	(10,310,695)	(10,518,258)	(2,369,205)	(355,466)	(518,292)
Net Intercompany Transfers - Debtor	-	159,776	(64,306,342)	-	(19,771)	188,618	585,142	(1,653,445)	(26,599,886)	4,721,924	3	2,383,773	(1,321,024)	(11,044,256)
Certain FX Impacts	(25)	(939)	(333,050)	(467)	(50,512)	(3,814)	(15,594)	(8,144)	(2,957,131)	(41,985)	(348,744)	(4,860)	(7,270)	(5,138)
Ending Bank Cash Balance	\$ 1,000	\$ 40,060	\$ 10,418,244	\$ 6,601	\$ 1,769,373	\$ 189,290	\$ 1,065,277	\$ 406,933	\$ 99,494,276	\$ 852,234	\$ 10,803,307	\$ 212,043	\$ 288,839	\$ 225,642

In re Marelli Automotive Lighting USA LLC

Case No.: 25-11034

Cash Receipts and Disbursements of the Debtor Entities for February 28, 2026 through March 27, 2026

(in USD dollars)

	25-11093	25-11043	25-11049	25-11053	25-11056	25-11057	25-11063	25-11066	25-11070	25-11074	25-11078	25-11082	25-11086	25-11092
	Marelli Aftermarket Poland Sp. z o.o.	Marelli Aftermarket Spain S.L.	Marelli AfterSales Co., Ltd.	Marelli Argentan France	Marelli Automotive Chassis System (Guangzhou) Co., Ltd.	Marelli Automotive Components (Guangzhou) Corporation	Marelli Automotive Components (Wuhu) Co., Ltd.	Marelli Automotive Components (Wuxi) Corporation	Marelli Automotive Electronics (Guangzhou) Co., Ltd.	Marelli Automotive Lighting (Foshan) Co., Ltd.	Marelli Automotive Lighting France	Marelli Automotive Lighting Italy S.p.A.	Marelli Automotive Lighting Jihlava (Czech Republic) S.R.O.	Marelli Automotive Lighting Juárez Mexico, S.A de C.V.
Beginning Bank Cash Balance	\$ 1,657,718	\$ 324,998	\$ 513,898	\$ 372,890	\$ 524,222	\$ 139,996	\$ 5,212,489	\$ 1,542,926	\$ 1,306,173	\$ 461,239	\$ 284,234	\$ 121,489	\$ 1,541,270	\$ 5,479,464
Total Receipts	5,105,395	332,585	417,395	477	11,509	12,251,786	26,926,851	3,767,369	14,280,225	1,004,658	1,541,812	22,565,145	6,268	1,107,600
Total Disbursements	(2,396,096)	(97,054)	(423,858)	(8,427)	(466,172)	(8,515,233)	(16,260,100)	(5,526,342)	(22,381,633)	(2,677,415)	(67,272)	(4,815,030)	(18,835,659)	(523,929)
Net Intercompany Transfers - Debtor	(2,932,463)	(332,585)	6,488	8,032	426,014	(373,719)	(11,074,804)	1,464,913	12,207,736	1,651,064	(1,474,473)	(17,780,257)	17,711,068	4,483,695
Certain FX Impacts	(38,989)	236,319	(12,619)	(9,157)	(12,652)	(29,305)	(124,856)	(35,625)	(63,660)	(11,159)	(6,980)	(2,751)	(29,244)	(173,529)
Ending Bank Cash Balance	\$ 1,395,565	\$ 464,262	\$ 501,304	\$ 363,815	\$ 482,921	\$ 3,473,525	\$ 4,679,580	\$ 1,213,241	\$ 5,348,841	\$ 428,387	\$ 277,322	\$ 88,696	\$ 393,702	\$ 10,373,302

In re Marelli Automotive Lighting USA LLC

Case No.: 25-11034

Cash Receipts and Disbursements of the Debtor Entities for February 28, 2026 through March 27, 2026

(in USD dollars)

	25-11096	25-11034	25-11100	25-11041	25-11054	25-11059	25-11069	25-11077	25-11085	25-11098	25-11102	25-11103	25-11104	25-11105
	Marelli Automotive Lighting Tepotzotlán México, S. de R.L. de C.V.	Marelli Automotive Lighting USA LLC	Marelli Automotive Systems Europe PLC	Marelli Automotive Systems UK Limited	Marelli Bielsko-Biala Poland Sp. z o.o.	Marelli Business Service (Dalian) Co., Ltd.	Marelli Business Service Corp.	Marelli Cabin Comfort Mexicana, S.A. de C.V.	Marelli Cabin Comfort Trading de México, S. de R.L. de C.V.	Marelli Cluj Romania S.R.L.	Marelli Copaf do Brasil Ltda	Marelli Corporation	Marelli do Brasil Indústria e Comércio Ltda.	Marelli eAxle Torino S.R.L.
Beginning Bank Cash Balance	\$ 841,835	\$ 6,845,659	\$ 106,367	\$ 2,801,608	\$ 3,045,326	\$ 85,730	\$ 642,128	\$ 1,000	\$ 1,000	\$ 742,689	\$ 7,905,930	\$ 16,507,741	\$ 5,044,973	\$ 370,567
Total Receipts	995,275	24,075,297	126,259	56,138,130	7,870,135	9	122,033	25	25	2,149	26,822,780	61,753,292	1,159,078	-
Total Disbursements	(594,370)	(16,894,329)	(158,915)	(1,494,058)	(4,161,077)	(479,307)	(487,363)	-	-	(617,205)	(21,080,247)	(55,253,588)	(2,338,518)	(369)
Net Intercompany Transfers - Debtor	(246,568)	(9,992,161)	33,441	(54,609,596)	(3,640,303)	476,901	365,349	-	-	614,731	134,184	17,219,058	1,396,840	-
Certain FX Impacts	(21,859)	(146,474)	(2,618)	(69,059)	(75,308)	(2,087)	(15,768)	(25)	(25)	(18,234)	(239,336)	(587,798)	(125,553)	(9,097)
Ending Bank Cash Balance	\$ 974,314	\$ 3,887,992	\$ 104,534	\$ 2,767,026	\$ 3,038,773	\$ 81,247	\$ 626,380	\$ 1,000	\$ 1,000	\$ 724,130	\$ 13,543,311	\$ 39,638,705	\$ 5,136,819	\$ 361,101

In re Marelli Automotive Lighting USA LLC

Case No.: 25-11034

Cash Receipts and Disbursements of the Debtor Entities for February 28, 2026 through March 27, 2026

(in USD dollars)

	25-11106	25-11107	25-11108	25-11109	25-11037	25-11040	25-11047	25-11052	25-11061	25-11065	25-11071	25-11079	25-11083	25-11088
	Marelli Engineering (Shanghai) Co., Ltd.	Marelli EPT Strasbourg (France)	Marelli España S.A.	Marelli Europe S.p.A.	Marelli France	Marelli Fukushima Corporation	Marelli Germany GmbH	Marelli Global Business Services America, S. de R.L. de C.V.	Marelli Global Business Services Europe s.r.o.	Marelli Holding USA LLC	Marelli Holdings Co., Ltd.	Marelli Indústria e Comércio de Componentes Automotivos Brasil Ltda.	Marelli International Trading (Shanghai) Co., Ltd	Marelli Iwashiro Corp.
Beginning Bank Cash Balance	\$ 139,122	\$ 260,323	\$ 611,854	\$ 67,860,072	\$ 2,952,947	\$ 1,287,852	\$ 1,950,883	\$ 1,319,457	\$ 6,898	\$ (18,693)	\$ 744,540	\$ 3,192,388	\$ 3,733,228	\$ 323,420
Total Receipts	234,347	-	19,365,727	137,731,913	25,223,385	39,185	51,904,233	615,682	-	96,611	1,236,859	9,670,155	1,966,370	68,392
Total Disbursements	(99,298)	(161,452)	(1,830,856)	(491,795,477)	(422,956)	(2,368,846)	(145,515)	(1,046,993)	(159,515)	(78,235)	(1,067,879)	(4,673,321)	(2,089,584)	(147,303)
Net Intercompany Transfers - Debtor	(132,871)	-	(17,445,741)	356,364,940	(24,798,598)	2,329,917	(53,365,706)	106,435	159,545	-	1,558,668	(6,537,375)	323,055	77,727
Certain FX Impacts	(3,433)	(5,150)	(15,710)	(1,684,039)	(72,525)	(31,626)	(35,543)	(29,901)	(170)	318	(31,571)	(66,541)	(93,208)	(7,933)
Ending Bank Cash Balance	\$ 137,868	\$ 93,720	\$ 685,274	\$ 68,477,409	\$ 2,882,253	\$ 1,256,483	\$ 308,353	\$ 964,680	\$ 6,758	\$ -	\$ 2,440,617	\$ 1,585,307	\$ 3,839,861	\$ 314,304

In re Marelli Automotive Lighting USA LLC

Case No.: 25-11034

Cash Receipts and Disbursements of the Debtor Entities for February 28, 2026 through March 27, 2026

(in USD dollars)

	25-11090	25-11094	25-11097	25-11099	25-11101	25-11036	25-11039	25-11042	25-11046	25-11050	25-11058	25-11062	25-11067	25-11072
	Marelli Kechnec Slovakia s.r.o.	Marelli Kyushu Corporation	Marelli Mako Turkey Elektrik Sanayi Ve Ticaret Anonim Sirketi	Marelli Mexicana, S.A. de C.V.	Marelli Morocco LLC	Marelli North America, Inc.	Marelli North Carolina USA LLC	Marelli Ploiesti Romania S.R.L.	Marelli Powertrain (Hefei) Co., Ltd.	Marelli R&D Co., Ltd.	Marelli Ride Dynamics México, S. de R.L. de C.V.	Marelli Sistemas Automotivos Indústria e Comércio Brasil Ltda	Marelli Smart Me Up	Marelli Sophia Antipolis France
Beginning Bank Cash Balance	\$ 6,815	\$ 1,286,902	\$ 22,340,474	\$ 1,335,880	\$ 667,109	\$ 29,898,133	\$ 1,000	\$ 957,840	\$ 1,584,344	\$ 267,823	\$ 479,097	\$ 31,568,745	\$ 6,817	\$ 6,817
Total Receipts	8,019,570	90,190	16,193,866	3,025,247	6,357,998	59,554,854	25	3,953,214	1,340,150	21	3,618,735	103,411,792	-	31
Total Disbursements	(74,150)	(5,912,971)	(21,200,193)	(8,888,422)	(473,384)	(54,766,897)	-	(3,036,549)	(2,465,931)	(229,648)	(923,607)	(79,838,699)	(2,285)	-
Net Intercompany Transfers - Debtor	(7,945,395)	5,822,545	(106,083)	8,323,253	(5,917,033)	(19,226,352)	-	(1,298,186)	949,405	125,059	(2,605,187)	(36,399,736)	2,309	(8)
Certain FX Impacts	(168)	(31,599)	(509,256)	(51,726)	(16,132)	(623,101)	(25)	(20,585)	(37,547)	(5,772)	(12,456)	(676,520)	(168)	(168)
Ending Bank Cash Balance	\$ 6,673	\$ 1,255,067	\$ 16,718,809	\$ 3,744,232	\$ 618,558	\$ 14,836,638	\$ 1,000	\$ 555,734	\$ 1,370,420	\$ 157,484	\$ 556,581	\$ 18,065,582	\$ 6,673	\$ 6,673

In re Marelli Automotive Lighting USA LLC

Case No.: 25-11034

Cash Receipts and Disbursements of the Debtor Entities for February 28, 2026 through March 27, 2026

(in USD dollars)

	25-11075	25-11081	25-11084	25-11089	25-11091	25-11095
	Marelli Sosnowiec Poland Sp. z. o.o.	Marelli Suspension Systems Italy S.P.A.	Marelli Tennessee USA LLC	Marelli Toluca México S. de R.L. de C.V.	Marelli Tooling (Guangzhou) Corporation	Marelli Yokohama Co., Ltd.
Beginning Bank Cash Balance	\$ 2,981,303	\$ 82,192	\$ 5,985,102	\$ 1,085,923	\$ 6,758	\$ 642,123
Total Receipts	23,239,198	604,039	12,339,006	48,260,753	14,577	890,103
Total Disbursements	(9,979,340)	(1,855,011)	(7,637,875)	(13,384,689)	(10,152)	(381,588)
Net Intercompany Transfers - Debtor	(13,260,861)	1,294,782	(9,489,574)	(32,987,822)	(4,399)	(508,490)
Certain FX Impacts	(73,200)	(2,355)	(110,134)	(41,190)	(166)	(15,768)
Ending Bank Cash Balance	\$ 2,907,100	\$ 123,647	\$ 1,086,525	\$ 2,932,974	\$ 6,618	\$ 626,380

In re Marelli Automotive Lighting USA LLC
Case No.: 25-11034
Bank Account Balances at March 27, 2026
(in USD dollars)

Debtor	Financial Institution	Account #	Balance	Account Change
Automotive Lighting UK Limited	Citibank	**2975	-	
Automotive Lighting UK Limited	Citibank	**2983	-	
Automotive Lighting UK Limited	Citizens Bank	**0698	1,000.00	
Calsonic Kansei (Shanghai) Corporation	Industrial and Commercial Bank of China	**3078	28,446.76	
Calsonic Kansei (Shanghai) Corporation	Mizuho Bank	**0085	-	
Calsonic Kansei (Shanghai) Corporation	Mizuho Bank	**1001	-	
Calsonic Kansei (Shanghai) Corporation	Mizuho Bank	**3208	-	
Calsonic Kansei (Shanghai) Corporation	Mizuho Bank	**4043	11,613.53	
CK Trading de México, S. de R.L. de C.V.	BBVA	**4382	405,671.03	
CK Trading de México, S. de R.L. de C.V.	BBVA	**6288	1,056,758.93	
CK Trading de México, S. de R.L. de C.V.	BBVA	**6887	8,732,838.14	
CK Trading de México, S. de R.L. de C.V.	Flagstar Bank	**2602	1,000.00	
CK Trading de México, S. de R.L. de C.V.	JP Morgan Chase Bank	**2765	-	
CK Trading de México, S. de R.L. de C.V.	JP Morgan Chase Bank	**6132	221,975.92	
CK Trading de México, S. de R.L. de C.V.	JP Morgan Chase Bank	**0701	-	
CK Trading de México, S. de R.L. de C.V.	Mizuho Bank	**4505	-	
CK Trading de México, S. de R.L. de C.V.	Mizuho Bank	**4511	-	
Magneti Marelli Argentina S.A.	Banco Santander	**0168	5,339.11	
Magneti Marelli Argentina S.A.	Banco Santander	**39/4	347.84	
Magneti Marelli Argentina S.A.	Citizens Bank	**0922	914.50	
Magneti Marelli Conjuntos de Escape S.A.	Banco de Córdoba	**9001	178.02	
Magneti Marelli Conjuntos de Escape S.A.	Banco Santander	**0090	319,317.33	
Magneti Marelli Conjuntos de Escape S.A.	Banco Santander	**41/7	53,610.00	
Magneti Marelli Conjuntos de Escape S.A.	Banco Santander	n.a.	1,395,353.00	
Magneti Marelli Conjuntos de Escape S.A.	Citizens Bank	**0892	914.50	
Magneti Marelli do Brasil Indústria e Comércio S.A	Banco Santander	**50-5	188,375.11	
Magneti Marelli do Brasil Indústria e Comércio S.A	Citizens Bank	**0876	914.50	
Magneti Marelli Repuestos S.A.	Banco Santander	**0052	945,899.64	
Magneti Marelli Repuestos S.A.	Banco Santander	**8/2	118,463.35	
Magneti Marelli Repuestos S.A.	Banco Santander	n.a.	-	
Magneti Marelli Repuestos S.A.	Citizens Bank	**1473	914.50	
Marelli (China) Co., Ltd	Industrial and Commercial Bank of China	**5055	194,105.42	
Marelli (China) Co., Ltd	Industrial and Commercial Bank of China	**2092	-	
Marelli (China) Co., Ltd	Industrial and Commercial Bank of China	**2013	212,827.91	
Marelli (China) Co., Ltd	Mizuho Bank	**2729	-	
Marelli (China) Co., Ltd	Mizuho Bank	**4466	-	
Marelli (China) Co., Ltd	Mizuho Bank	**7706	-	
Marelli (China) Holding Company	Bank of China	**3990	231,455.71	
Marelli (China) Holding Company	Bank of China	**8132	674,693.76	
Marelli (China) Holding Company	Industrial and Commercial Bank of China	**2974	5,243.41	
Marelli (China) Holding Company	Mizuho Bank	**0881	98,579,924.89	
Marelli (China) Holding Company	Mizuho Bank	**1011	563.08	
Marelli (China) Holding Company	Mizuho Bank	**3512	-	
Marelli (China) Holding Company	Mizuho Bank	**7126	-	
Marelli (China) Holding Company	Mizuho Bank	**6391	169.87	
Marelli (China) Holding Company	Mizuho Bank	**8178	2,225.18	
Marelli (Guangzhou) Corporation	Bank of China	**1161	50,770.92	
Marelli (Guangzhou) Corporation	Bank of China	**4518	256,557.59	
Marelli (Guangzhou) Corporation	Bank of China	**9543	69,609.59	
Marelli (Guangzhou) Corporation	China Merchants Bank	**0006	-	
Marelli (Guangzhou) Corporation	Mizuho Bank	**2553	-	
Marelli (Guangzhou) Corporation	Mizuho Bank	**2972	-	
Marelli (Guangzhou) Corporation	Mizuho Bank	**4432	-	
Marelli (Guangzhou) Corporation	Mizuho Bank	**7074	83,730.76	
Marelli (Guangzhou) Corporation	Mizuho Bank	**2812	38,150.54	
Marelli (Guangzhou) Corporation	Mizuho Bank	**3539	353,414.74	
Marelli (Guangzhou) Corporation	Mizuho Bank	**0058	0.05	
Marelli (Thailand) Co., Ltd	Bank of Ayudhya	**6226	26,218.06	
Marelli (Thailand) Co., Ltd	Citizens Bank	**1341	1,000.00	
Marelli (Thailand) Co., Ltd	Mizuho Bank	**2306	209.28	
Marelli (Thailand) Co., Ltd	Mizuho Bank	**4763	-	
Marelli (Thailand) Co., Ltd	Mizuho Bank	**4814	9,987,114.39	
Marelli (Thailand) Co., Ltd	Mizuho Bank	**1193	473,858.40	
Marelli (Thailand) Co., Ltd	Siam Commercial Bank	**0106	-	
Marelli (Thailand) Co., Ltd	Siam Commercial Bank	**4046	-	
Marelli (Thailand) Co., Ltd	Siam Commercial Bank	**4819	314,906.43	
Marelli (Xiang Yang) Corporation	Bank of China	**4076	210,951.41	
Marelli (Xiang Yang) Corporation	Mizuho Bank	**2273	-	
Marelli (Xiang Yang) Corporation	Mizuho Bank	**0018	-	
Marelli (Xiang Yang) Corporation	Mizuho Bank	**3478	1,091.87	
Marelli (Xiang Yang) Corporation	Mizuho Bank	**0033	-	
Marelli Aftermarket Germany GmbH	Citibank	**0007	287,924.89	
Marelli Aftermarket Germany GmbH	Citizens Bank	**1503	914.50	
Marelli Aftermarket Italy S.p.A.	Citibank	**0011	57,584.98	
Marelli Aftermarket Italy S.p.A.	Citibank	**0038	9,598.75	
Marelli Aftermarket Italy S.p.A.	Citibank	**8346	-	
Marelli Aftermarket Italy S.p.A.	Citibank	**1872	57,584.98	
Marelli Aftermarket Italy S.p.A.	Citizens Bank	**1465	914.50	
Marelli Aftermarket Italy S.p.A.	Unicredit	**7294	35,927.89	
Marelli Aftermarket Italy S.p.A.	Yapi Kredi	**0321	787.29	
Marelli Aftermarket Italy S.p.A.	Yapi Kredi	**3232	6,910.20	
Marelli Aftermarket Italy S.p.A.	Yapi Kredi	**6624	-	
Marelli Aftermarket Italy S.p.A.	Yapi Kredi	**8700	-	
Marelli Aftermarket Italy S.p.A.	Yapi Kredi	**8912	53,247.10	
Marelli Aftermarket Italy S.p.A.	Yapi Kredi	**9769	3,053.01	
Marelli Aftermarket Italy S.p.A.	Yapi Kredi	**5002	33.14	
Marelli Aftermarket Poland Sp. z o.o.	Citibank	**3171	1,151.70	
Marelli Aftermarket Poland Sp. z o.o.	Citibank	**6022	-	
Marelli Aftermarket Poland Sp. z o.o.	Citibank	**3198	-	Closed
Marelli Aftermarket Poland Sp. z o.o.	Citibank	**6006	1,074,472.21	
Marelli Aftermarket Poland Sp. z o.o.	Citibank	**6014	147,739.93	

In re Marelli Automotive Lighting USA LLC
Case No.: 25-11034
Bank Account Balances at March 27, 2026
(in USD dollars)

Debtor	Financial Institution	Account #	Balance	Account Change
Marelli Aftermarket Poland Sp. z o.o.	Citibank	**6500	171,283.98	
Marelli Aftermarket Poland Sp. z o.o.	Citibank	**3201	-	
Marelli Aftermarket Poland Sp. z o.o.	Citibank	**6067	-	
Marelli Aftermarket Poland Sp. z o.o.	Citizens Bank	**0914	917.04	
Marelli Aftermarket Spain S.L.	Bankinter	**9057	348,062.83	
Marelli Aftermarket Spain S.L.	Citibank	**5638	115,169.96	
Marelli Aftermarket Spain S.L.	Citibank	**3700	-	
Marelli Aftermarket Spain S.L.	Citibank	**5778	115.17	
Marelli Aftermarket Spain S.L.	Citizens Bank	**1244	914.50	
Marelli Aftersales Co., Ltd.	Citizens Bank	**0752	1,000.00	
Marelli Aftersales Co., Ltd.	Mizuho Bank	**6094	500,304.08	
Marelli Argentan France	Citibank	**0473	190,030.43	
Marelli Argentan France	Citibank	**1018	115.17	
Marelli Argentan France	Citibank	**1249	172,754.93	
Marelli Argentan France	Citibank	**0367	-	
Marelli Argentan France	Citizens Bank	**1252	914.50	
Marelli Automotive Chassis System (Guangzhou) Co., Ltd.	Bank of China	**7399	482,921.32	
Marelli Automotive Chassis System (Guangzhou) Co., Ltd.	Bank of China	**6614	-	
Marelli Automotive Chassis System (Guangzhou) Co., Ltd.	Mizuho Bank	**7707	-	
Marelli Automotive Components (Guangzhou) Corporation	Bank of China	**1875	3,066.04	
Marelli Automotive Components (Guangzhou) Corporation	Bank of China	**2959	549,040.75	
Marelli Automotive Components (Guangzhou) Corporation	Mizuho Bank	**0962	-	
Marelli Automotive Components (Guangzhou) Corporation	Mizuho Bank	**4563	-	
Marelli Automotive Components (Guangzhou) Corporation	Mizuho Bank	**7082	2,902,234.20	
Marelli Automotive Components (Guangzhou) Corporation	Mizuho Bank	**2820	-	
Marelli Automotive Components (Guangzhou) Corporation	Mizuho Bank	**3547	19,183.90	
Marelli Automotive Components (Guangzhou) Corporation	Mizuho Bank	**0335	-	
Marelli Automotive Components (Guangzhou) Corporation	Mizuho Bank	**0066	-	
Marelli Automotive Components (Wuhu) Co., Ltd.	Bank of China	**9761	2,025,923.90	
Marelli Automotive Components (Wuhu) Co., Ltd.	Bank of China	**1140	-	
Marelli Automotive Components (Wuhu) Co., Ltd.	Bank of China	**2157	553.46	
Marelli Automotive Components (Wuhu) Co., Ltd.	Bank of China	**4779	241,730.24	
Marelli Automotive Components (Wuhu) Co., Ltd.	Bank of Communications	**1716	469,936.02	
Marelli Automotive Components (Wuhu) Co., Ltd.	Bank of Communications	**0396	581.57	
Marelli Automotive Components (Wuhu) Co., Ltd.	Bank of Communications	**0242	10,174.77	
Marelli Automotive Components (Wuhu) Co., Ltd.	Bank of Communications	**2625	2,747.65	
Marelli Automotive Components (Wuhu) Co., Ltd.	Bank of Communications	**1237	-	
Marelli Automotive Components (Wuhu) Co., Ltd.	Bank of Communications	**3922	26.98	
Marelli Automotive Components (Wuhu) Co., Ltd.	China Merchants Bank	**0001	404,637.30	
Marelli Automotive Components (Wuhu) Co., Ltd.	Industrial and Commercial Bank of China	**2971	790,521.38	
Marelli Automotive Components (Wuhu) Co., Ltd.	Industrial and Commercial Bank of China	**3375	1,763.10	
Marelli Automotive Components (Wuhu) Co., Ltd.	Industrial and Commercial Bank of China	**9550	730,983.48	
Marelli Automotive Components (Wuhu) Co., Ltd.	Mizuho Bank	**7715	-	
Marelli Automotive Components (Wuhu) Co., Ltd.	Mizuho Bank	**7947	-	
Marelli Automotive Components (Wuxi) Corporation	Bank of China	**3966	210,220.89	
Marelli Automotive Components (Wuxi) Corporation	Mizuho Bank	**3180	-	
Marelli Automotive Components (Wuxi) Corporation	Mizuho Bank	**0160	85,057.47	
Marelli Automotive Components (Wuxi) Corporation	Mizuho Bank	**0085	2,114.03	
Marelli Automotive Components (Wuxi) Corporation	Mizuho Bank	**0120	915,830.19	
Marelli Automotive Components (Wuxi) Corporation	Mizuho Bank	**5023	18.56	
Marelli Automotive Electronics (Guangzhou) Co., Ltd.	Bank of China	**5468	2,726,311.56	
Marelli Automotive Electronics (Guangzhou) Co., Ltd.	Bank of China	**5074	911,805.05	
Marelli Automotive Electronics (Guangzhou) Co., Ltd.	Bank of China	**0741	83.47	
Marelli Automotive Electronics (Guangzhou) Co., Ltd.	Bank of China	**9044	1,418,516.31	
Marelli Automotive Electronics (Guangzhou) Co., Ltd.	Bank of China	**6346	248,341.12	
Marelli Automotive Electronics (Guangzhou) Co., Ltd.	China Merchants Bank	**0001	36,776.70	
Marelli Automotive Electronics (Guangzhou) Co., Ltd.	Industrial and Commercial Bank of China	**9996	7,007.01	
Marelli Automotive Electronics (Guangzhou) Co., Ltd.	Mizuho Bank	**7752	-	
Marelli Automotive Lighting (Foshan) Co., Ltd.	Bank of China	**4064	262.89	
Marelli Automotive Lighting (Foshan) Co., Ltd.	Bank of China	**4779	132,795.13	
Marelli Automotive Lighting (Foshan) Co., Ltd.	Bank of China	**3730	162.31	
Marelli Automotive Lighting (Foshan) Co., Ltd.	Bank of China	**1255	108,901.81	
Marelli Automotive Lighting (Foshan) Co., Ltd.	Bank of China	**4282	186,264.72	
Marelli Automotive Lighting (Foshan) Co., Ltd.	Mizuho Bank	**7749	-	
Marelli Automotive Lighting France	Citibank	**0168	103,652.96	
Marelli Automotive Lighting France	Citibank	**2884	172,754.93	
Marelli Automotive Lighting France	Citizens Bank	**0957	914.50	
Marelli Automotive Lighting Italy S.p.A.	Citibank	**8017	40,309.48	
Marelli Automotive Lighting Italy S.p.A.	Citibank	**8025	12,348.64	
Marelli Automotive Lighting Italy S.p.A.	Citibank	**7331	-	
Marelli Automotive Lighting Italy S.p.A.	Citibank	**5500	-	
Marelli Automotive Lighting Italy S.p.A.	Citibank	**5000	-	
Marelli Automotive Lighting Italy S.p.A.	Citizens Bank	**1465	917.04	
Marelli Automotive Lighting Italy S.p.A.	Unicredit	**3007	35,021.02	
Marelli Automotive Lighting Jihlava (Czech Republic) S.R.O.	Československá obchodní banka	**2463	40,499.39	
Marelli Automotive Lighting Jihlava (Czech Republic) S.R.O.	Československá obchodní banka	**2463	879.32	
Marelli Automotive Lighting Jihlava (Czech Republic) S.R.O.	Citibank	**0105	94.81	
Marelli Automotive Lighting Jihlava (Czech Republic) S.R.O.	Citibank	**0201	22,470.90	
Marelli Automotive Lighting Jihlava (Czech Republic) S.R.O.	Citibank	**0308	328,843.54	
Marelli Automotive Lighting Jihlava (Czech Republic) S.R.O.	Citibank	**2014	-	
Marelli Automotive Lighting Jihlava (Czech Republic) S.R.O.	Citibank	**1371	-	
Marelli Automotive Lighting Jihlava (Czech Republic) S.R.O.	Citizens Bank	**1279	914.50	
Marelli Automotive Lighting Juárez Mexico, S.A de C.V.	Banco Nacional de México	**4247	152,235.67	
Marelli Automotive Lighting Juárez Mexico, S.A de C.V.	Banco Nacional de México	**4392	216,083.37	
Marelli Automotive Lighting Juárez Mexico, S.A de C.V.	BBVA	**1688	3,119,383.42	
Marelli Automotive Lighting Juárez Mexico, S.A de C.V.	BBVA	**1610	931,332.33	
Marelli Automotive Lighting Juárez Mexico, S.A de C.V.	Flagstar Bank	**2572	1,000.00	
Marelli Automotive Lighting Juárez Mexico, S.A de C.V.	JP Morgan Chase Bank	**5122	5,953,266.75	
Marelli Automotive Lighting Juárez Mexico, S.A de C.V.	JP Morgan Chase Bank	**9434	-	
Marelli Automotive Lighting Tepotzotlán México, S. de R.L. de C.V.	BBVA	**0630	317,943.59	
Marelli Automotive Lighting Tepotzotlán México, S. de R.L. de C.V.	BBVA	**0713	3,241.44	

In re Marelli Automotive Lighting USA LLC

Case No.: 25-11034

Bank Account Balances at March 27, 2026

(in USD dollars)

Debtor	Financial Institution	Account #	Balance	Account Change
Marelli Automotive Lighting Tepozotlán México, S. de R.L. de C.V.	Flagstar Bank	**2556	1,000.00	
Marelli Automotive Lighting Tepozotlán México, S. de R.L. de C.V.	JP Morgan Chase Bank	**0633	-	
Marelli Automotive Lighting Tepozotlán México, S. de R.L. de C.V.	JP Morgan Chase Bank	**5119	652,128.77	
Marelli Automotive Lighting Tepozotlán México, S. de R.L. de C.V.	JP Morgan Chase Bank	**9400	-	
Marelli Automotive Lighting USA LLC	Citibank	**5008	-	
Marelli Automotive Lighting USA LLC	JP Morgan Chase Bank	**8115	-	
Marelli Automotive Lighting USA LLC	JP Morgan Chase Bank	**7859	-	
Marelli Automotive Lighting USA LLC	JP Morgan Chase Bank	**7867	-	
Marelli Automotive Lighting USA LLC	JP Morgan Chase Bank	**8626	3,887,992.10	
Marelli Automotive Systems Europe PLC	Citibank	**1609	-	
Marelli Automotive Systems Europe PLC	Citibank	**7228	-	
Marelli Automotive Systems Europe PLC	Citizens Bank	**0701	1,000.00	
Marelli Automotive Systems Europe PLC	Mizuho Bank	**6424	32,516.75	
Marelli Automotive Systems Europe PLC	Mizuho Bank	**9959	71,017.06	
Marelli Automotive Systems UK Limited	Citibank	**8463	-	
Marelli Automotive Systems UK Limited	Citibank	**7236	2,656,134.21	
Marelli Automotive Systems UK Limited	Citibank	**8471	-	
Marelli Automotive Systems UK Limited	Citibank	**8498	-	
Marelli Automotive Systems UK Limited	Citizens Bank	**0744	1,000.00	
Marelli Automotive Systems UK Limited	Mizuho Bank	**6416	5,524.21	
Marelli Automotive Systems UK Limited	Mizuho Bank	**6432	1,694.08	
Marelli Automotive Systems UK Limited	Mizuho Bank	**9941	59,010.03	
Marelli Automotive Systems UK Limited	Mizuho Bank	**9967	43,663.47	
Marelli Bielsko-Biala Poland Sp. z o.o.	Citibank	**0014	-	
Marelli Bielsko-Biala Poland Sp. z o.o.	Citibank	**0021	-	
Marelli Bielsko-Biala Poland Sp. z o.o.	Citibank	**1019	-	
Marelli Bielsko-Biala Poland Sp. z o.o.	Citibank	**3287	-	
Marelli Bielsko-Biala Poland Sp. z o.o.	Citibank	**0005	1,074,791.05	
Marelli Bielsko-Biala Poland Sp. z o.o.	Citibank	**0007	537,236.10	
Marelli Bielsko-Biala Poland Sp. z o.o.	Citibank	**0013	537,236.10	
Marelli Bielsko-Biala Poland Sp. z o.o.	Citibank	**0064	671,545.13	
Marelli Bielsko-Biala Poland Sp. z o.o.	Citibank	**0500	217,050.56	
Marelli Bielsko-Biala Poland Sp. z o.o.	Citibank	**3295	(0.03)	
Marelli Bielsko-Biala Poland Sp. z o.o.	Citibank	**0015	-	
Marelli Bielsko-Biala Poland Sp. z o.o.	Citibank	**0016	-	
Marelli Bielsko-Biala Poland Sp. z o.o.	Citibank	**3309	-	
Marelli Bielsko-Biala Poland Sp. z o.o.	Citizens Bank	**1023	914.50	
Marelli Business Service (Dalian) Co., Ltd.	Bank of China	**5024	81,246.67	
Marelli Business Service (Dalian) Co., Ltd.	Mizuho Bank	**7776	-	
Marelli Business Service (Dalian) Co., Ltd.	Mizuho Bank	**8055	-	
Marelli Business Service Corp.	Citizens Bank	**0760	1,000.00	
Marelli Business Service Corp.	Mizuho Bank	**7567	625,380.11	
Marelli Business Service Corp.	Saitama Resona Bank	**3344	-	
Marelli Cabin Comfort Mexicana, S.A. de C.V.	Flagstar Bank	**2580	1,000.00	
Marelli Cabin Comfort Trading de México, S. de R.L. de C.V.	Flagstar Bank	**2599	1,000.00	
Marelli Cluj Romania S.R.L.	Citibank	**7022	23,033.99	
Marelli Cluj Romania S.R.L.	Citibank	**7006	225,849.25	
Marelli Cluj Romania S.R.L.	Citibank	**7014	474,331.76	
Marelli Cluj Romania S.R.L.	Citizens Bank	**1295	914.50	
Marelli Cofap do Brasil Ltda	Banco do Brasil	**4101	718,321.99	
Marelli Cofap do Brasil Ltda	Banco do Brasil	**7101	1,565,920.31	
Marelli Cofap do Brasil Ltda	Banco Santander	**58-0	74,518.73	
Marelli Cofap do Brasil Ltda	Banco Santander	**45-5	8,508,604.61	
Marelli Cofap do Brasil Ltda	Banco Santander	**31-2	-	
Marelli Cofap do Brasil Ltda	Banco Santander	**05-6	2,616,736.09	
Marelli Cofap do Brasil Ltda	Banco Santander	n.a.	-	
Marelli Cofap do Brasil Ltda	Bradesco	**4448	57,580.62	
Marelli Cofap do Brasil Ltda	Citibank	**5420	417.13	
Marelli Cofap do Brasil Ltda	Citibank	**5439	296.72	
Marelli Cofap do Brasil Ltda	Citizens Bank	**0965	914.50	
Marelli Corporation	Bank of China	**7282	-	
Marelli Corporation	Citibank	**3906	-	
Marelli Corporation	Citibank	**2120	-	
Marelli Corporation	Citibank	**3914	-	
Marelli Corporation	Citibank	**2896	-	
Marelli Corporation	Citibank	**3922	-	
Marelli Corporation	Citizens Bank	**0779	1,000.00	
Marelli Corporation	Mizuho Bank	**5657	28,803,137.13	
Marelli Corporation	Mizuho Bank	**6639	-	
Marelli Corporation	Mizuho Bank	**0626	635,624.14	
Marelli Corporation	Mizuho Bank	**6440	50,648.66	
Marelli Corporation	Mizuho Bank	**1916	-	
Marelli Corporation	Mizuho Bank	**9991	137,997.91	
Marelli Corporation	Mizuho Bank	**2789	-	
Marelli Corporation	Mizuho Bank	**7524	9,595,482.86	
Marelli Corporation	Mizuho Bank	**1878	14,140.83	
Marelli Corporation	Mizuho Bank	**6168	10,335.36	
Marelli Corporation	Mizuho Bank	**2222	62.54	
Marelli Corporation	MUFG Bank	**0000	7,860.77	
Marelli Corporation	Resona Bank	**8121	372,411.93	
Marelli Corporation	Sumitomo Mitsui Banking Corporation	**2610	7,453.49	
Marelli Corporation	Sumitomo Mitsui Banking Corporation	**3863	2,559.52	
Marelli do Brasil Indústria e Comércio Ltda.	Banco Santander	**48-4	5,135,904.72	
Marelli do Brasil Indústria e Comércio Ltda.	Citibank	**6481	-	
Marelli do Brasil Indústria e Comércio Ltda.	Citibank	**1739	-	
Marelli do Brasil Indústria e Comércio Ltda.	Citibank	**1747	-	
Marelli do Brasil Indústria e Comércio Ltda.	Citibank	**1755	-	
Marelli do Brasil Indústria e Comércio Ltda.	Citibank	**6503	-	
Marelli do Brasil Indústria e Comércio Ltda.	Citibank	**6511	-	
Marelli do Brasil Indústria e Comércio Ltda.	Citizens Bank	**0981	914.50	
Marelli eAxle Torino S.R.L.	Citizens Bank	**0841	914.50	

In re Marelli Automotive Lighting USA LLC

Case No.: 25-11034

Bank Account Balances at March 27, 2026

(in USD dollars)

Debtor	Financial Institution	Account #	Balance	Account Change
Marelli eAxe Torino S.R.L.	Unicredit	**5831	356,622.51	
Marelli eAxe Torino S.R.L.	Unicredit	**5836	3,564.16	
Marelli Engineering (Shanghai) Co., Ltd.	Industrial and Commercial Bank of China	**7885	130,568.83	
Marelli Engineering (Shanghai) Co., Ltd.	Industrial and Commercial Bank of China	**8237	1,544.67	
Marelli Engineering (Shanghai) Co., Ltd.	Mizuho Bank	**8693	-	
Marelli Engineering (Shanghai) Co., Ltd.	Mizuho Bank	**1895	5,754.02	
Marelli EPT Strasbourg (France)	Citizens Bank	**1414	914.50	
Marelli EPT Strasbourg (France)	Crédit Industriel et Commercial	**3601	6,514.98	
Marelli EPT Strasbourg (France)	Unicredit	**5865	83,172.93	
Marelli EPT Strasbourg (France)	Unicredit	**5881	3,117.74	
Marelli España S.A.	Banco Santander	**4271	7,298.54	
Marelli España S.A.	Bankinter	**9085	9,075.66	
Marelli España S.A.	Citibank	**2043	-	
Marelli España S.A.	Citibank	**5019	667,985.75	
Marelli España S.A.	Citizens Bank	**1309	914.50	
Marelli Europe S.p.A.	Banca Popolare di Sondrio	**3X09	6,579.96	
Marelli Europe S.p.A.	Banca Popolare di Sondrio	**4/76	35,568.65	
Marelli Europe S.p.A.	Banca Popolare di Sondrio	**6/95	2,015,474.24	
Marelli Europe S.p.A.	Banca Ubae	**5008	6,048.54	
Marelli Europe S.p.A.	Citibank	**2959	-	
Marelli Europe S.p.A.	Citibank	**7461	26,792.32	
Marelli Europe S.p.A.	Citibank	**5424	472,880.38	
Marelli Europe S.p.A.	Citibank	**5442	5,655.89	
Marelli Europe S.p.A.	Citibank	**8942	-	
Marelli Europe S.p.A.	Citibank	**2967	-	
Marelli Europe S.p.A.	Citibank	**7488	1,884,011.03	
Marelli Europe S.p.A.	Citibank	**1850	-	
Marelli Europe S.p.A.	Citibank	**7029	714,053.73	
Marelli Europe S.p.A.	Citibank	**7037	-	
Marelli Europe S.p.A.	Citibank	**7045	40,063.21	
Marelli Europe S.p.A.	Citibank	**7496	51,677,710.27	
Marelli Europe S.p.A.	Citibank	**2932	2,275,501.58	
Marelli Europe S.p.A.	Citibank	**2908	-	
Marelli Europe S.p.A.	Citibank	**7518	791,389.73	
Marelli Europe S.p.A.	Citibank	**1635	2,374.55	
Marelli Europe S.p.A.	Citibank	**2924	-	
Marelli Europe S.p.A.	Citibank	**7526	106,300.76	
Marelli Europe S.p.A.	Citibank	**2916	-	
Marelli Europe S.p.A.	Citibank	**7534	502,825.67	
Marelli Europe S.p.A.	Citibank	**6457	947,728.91	
Marelli Europe S.p.A.	Citibank	**7618	-	
Marelli Europe S.p.A.	Citibank	**8557	339.06	
Marelli Europe S.p.A.	Citibank	**2886	20,385.45	
Marelli Europe S.p.A.	Citibank	**4438	6.11	
Marelli Europe S.p.A.	Citibank	**2940	-	
Marelli Europe S.p.A.	Citibank	**7542	1,259,245.87	
Marelli Europe S.p.A.	Citizens Bank	**1007	72,105.42	
Marelli Europe S.p.A.	JP Morgan Chase Bank	**9686	658,865.13	
Marelli Europe S.p.A.	JP Morgan Chase Bank	**9689	1,385,816.11	
Marelli Europe S.p.A.	JP Morgan Chase Bank	**9697	3,459,816.45	
Marelli Europe S.p.A.	Mizuho Bank	**0003	-	
Marelli Europe S.p.A.	Unicredit	**9036	109,870.11	
Marelli France	Citibank	**2406	1,151,699.56	
Marelli France	Citibank	**3279	1,727,549.34	
Marelli France	Citibank	**2386	-	
Marelli France	Citibank	**0854	-	
Marelli France	Citizens Bank	**1015	914.50	
Marelli France	Societe Generale	**3654	2,089.28	
Marelli Fukushima Corporation	Citizens Bank	**0787	1,000.00	
Marelli Fukushima Corporation	Mizuho Bank	**2377	1,250,760.21	
Marelli Fukushima Corporation	Mizuho Bank	**2192	62.54	
Marelli Fukushima Corporation	Toho Bank	**0242	4,660.23	
Marelli Fukushima Corporation	Toho Bank	**6372	-	Closed
Marelli Germany GmbH	Citibank	**2762	-	
Marelli Germany GmbH	Citibank	**2770	-	
Marelli Germany GmbH	Citibank	**0011	115.17	
Marelli Germany GmbH	Citibank	**0282	-	
Marelli Germany GmbH	Citibank	**1003	57,584.98	
Marelli Germany GmbH	Citibank	**1011	-	
Marelli Germany GmbH	Citibank	**3953	-	
Marelli Germany GmbH	Citibank	**4017	115.17	
Marelli Germany GmbH	Citibank	**8002	115.17	
Marelli Germany GmbH	Citibank	**9009	86,377.47	
Marelli Germany GmbH	Citibank	**9017	-	
Marelli Germany GmbH	Citibank	**9157	-	
Marelli Germany GmbH	Citibank	**6500	-	
Marelli Germany GmbH	Citibank	**6464	-	
Marelli Germany GmbH	Citibank	**6000	-	
Marelli Germany GmbH	Citibank	**8105	-	
Marelli Germany GmbH	Citibank	**9005	-	
Marelli Germany GmbH	Citibank	**9350	-	
Marelli Germany GmbH	Citibank	**2292	163,130.29	
Marelli Germany GmbH	Citizens Bank	**1449	914.50	
Marelli Germany GmbH	Mizuho Bank	**3000	-	
Marelli Global Business Services America, S. de R.L. de C.V.	BBVA	**3992	147,323.96	
Marelli Global Business Services America, S. de R.L. de C.V.	Flagstar Bank	**2564	1,000.00	
Marelli Global Business Services America, S. de R.L. de C.V.	JP Morgan Chase Bank	**6045	662,528.85	
Marelli Global Business Services America, S. de R.L. de C.V.	JP Morgan Chase Bank	**6046	153,826.86	
Marelli Global Business Services Europe s.r.o.	Citibank	**0105	5,758.50	
Marelli Global Business Services Europe s.r.o.	Citizens Bank	**0736	1,000.00	
Marelli Holding USA LLC	Citizens Bank	**5687	-	

In re Marelli Automotive Lighting USA LLC

Case No.: 25-11034

Bank Account Balances at March 27, 2026

(in USD dollars)

Debtor	Financial Institution	Account #	Balance	Account Change
Marelli Holdings Co., Ltd.	Citibank	**1865	-	-
Marelli Holdings Co., Ltd.	Citibank	**2112	-	-
Marelli Holdings Co., Ltd.	Citibank	**1873	-	-
Marelli Holdings Co., Ltd.	Citibank	**1881	-	-
Marelli Holdings Co., Ltd.	Citizens Bank	**0795	1,000.00	-
Marelli Holdings Co., Ltd.	Mizuho Bank	**0588	-	-
Marelli Holdings Co., Ltd.	Mizuho Bank	**0596	0.05	-
Marelli Holdings Co., Ltd.	Mizuho Bank	**0618	35,675.96	-
Marelli Holdings Co., Ltd.	Mizuho Bank	**1071	78,762.83	-
Marelli Holdings Co., Ltd.	Mizuho Bank	**1098	-	-
Marelli Holdings Co., Ltd.	Mizuho Bank	**1846	2,291,463.86	-
Marelli Holdings Co., Ltd.	Mizuho Bank	**4101	-	-
Marelli Holdings Co., Ltd.	Mizuho Bank	**5785	-	-
Marelli Holdings Co., Ltd.	Mizuho Bank	**5793	-	-
Marelli Holdings Co., Ltd.	Mizuho Bank	**6286	-	-
Marelli Holdings Co., Ltd.	Mizuho Bank	**6297	-	-
Marelli Holdings Co., Ltd.	Mizuho Bank	**1096	29,405.58	-
Marelli Holdings Co., Ltd.	Sumitomo Mitsui Banking Corporation	**3965	4,308.82	-
Marelli Indústria e Comércio de Componentes Automotivos Brasil Ltda.	Banco do Brasil	**5101	87,812.00	-
Marelli Indústria e Comércio de Componentes Automotivos Brasil Ltda.	Banco Santander	**63-8	-	-
Marelli Indústria e Comércio de Componentes Automotivos Brasil Ltda.	Banco Santander	**73-8	1,496,451.82	-
Marelli Indústria e Comércio de Componentes Automotivos Brasil Ltda.	Banco Santander	**82-4	-	-
Marelli Indústria e Comércio de Componentes Automotivos Brasil Ltda.	Banco Santander	**88-6	-	-
Marelli Indústria e Comércio de Componentes Automotivos Brasil Ltda.	Banco Santander	**79-0	-	-
Marelli Indústria e Comércio de Componentes Automotivos Brasil Ltda.	Banco Santander	**85-5	-	-
Marelli Indústria e Comércio de Componentes Automotivos Brasil Ltda.	Banco Santander	n.a.	-	-
Marelli Indústria e Comércio de Componentes Automotivos Brasil Ltda.	Citibank	**9688	105.14	-
Marelli Indústria e Comércio de Componentes Automotivos Brasil Ltda.	Citibank	**9696	23.68	-
Marelli Indústria e Comércio de Componentes Automotivos Brasil Ltda.	Citizens Bank	**1066	914.50	-
Marelli International Trading (Shanghai) Co., Ltd	Bank of China	**5326	14.90	-
Marelli International Trading (Shanghai) Co., Ltd	Bank of China	**7022	1,194,065.32	-
Marelli International Trading (Shanghai) Co., Ltd	Bank of China	**0738	17,610.66	-
Marelli International Trading (Shanghai) Co., Ltd	Bank of China	**4953	938,339.68	-
Marelli International Trading (Shanghai) Co., Ltd	Bank of China	**0723	1,689,830.51	-
Marelli International Trading (Shanghai) Co., Ltd	Industrial and Commercial Bank of China	**1276	-	-
Marelli International Trading (Shanghai) Co., Ltd	Mizuho Bank	**7716	-	-
Marelli Iwashiro Corp.	Citizens Bank	**0809	1,000.00	-
Marelli Iwashiro Corp.	JA Fukushima Mirai JP	**5298	614.05	-
Marelli Iwashiro Corp.	Mizuho Bank	**0179	312,690.05	-
Marelli Kechne Slovakia s.r.o.	Citibank	**0005	-	-
Marelli Kechne Slovakia s.r.o.	Citibank	**0028	-	-
Marelli Kechne Slovakia s.r.o.	Citibank	**0007	5,758.50	-
Marelli Kechne Slovakia s.r.o.	Citibank	**3029	-	-
Marelli Kechne Slovakia s.r.o.	Citibank	**0101	-	-
Marelli Kechne Slovakia s.r.o.	Citibank	**0218	-	-
Marelli Kechne Slovakia s.r.o.	Citizens Bank	**1058	914.50	-
Marelli Kyushu Corporation	Citizens Bank	**0817	1,000.00	-
Marelli Kyushu Corporation	Mizuho Bank	**9071	1,250,760.21	-
Marelli Kyushu Corporation	Mizuho Bank	**2214	62.54	-
Marelli Kyushu Corporation	Oita Bank	**1217	3,243.76	-
Marelli Mako Turkey Elektrik Sanayi Ve Ticaret Anonim Sirketi	Citizens Bank	**1198	914.50	-
Marelli Mako Turkey Elektrik Sanayi Ve Ticaret Anonim Sirketi	VakıfBank	**2472	-	-
Marelli Mako Turkey Elektrik Sanayi Ve Ticaret Anonim Sirketi	VakıfBank	**8677	-	-
Marelli Mako Turkey Elektrik Sanayi Ve Ticaret Anonim Sirketi	VakıfBank	**0467	224.94	-
Marelli Mako Turkey Elektrik Sanayi Ve Ticaret Anonim Sirketi	VakıfBank	**4870	24,306.58	-
Marelli Mako Turkey Elektrik Sanayi Ve Ticaret Anonim Sirketi	VakıfBank	**7563	-	-
Marelli Mako Turkey Elektrik Sanayi Ve Ticaret Anonim Sirketi	VakıfBank	n.a.	740,325.17	-
Marelli Mako Turkey Elektrik Sanayi Ve Ticaret Anonim Sirketi	Yapı Kredi	**8045	-	-
Marelli Mako Turkey Elektrik Sanayi Ve Ticaret Anonim Sirketi	Yapı Kredi	**2625	-	-
Marelli Mako Turkey Elektrik Sanayi Ve Ticaret Anonim Sirketi	Yapı Kredi	**0395	-	-
Marelli Mako Turkey Elektrik Sanayi Ve Ticaret Anonim Sirketi	Yapı Kredi	**1671	-	-
Marelli Mako Turkey Elektrik Sanayi Ve Ticaret Anonim Sirketi	Yapı Kredi	**8252	-	-
Marelli Mako Turkey Elektrik Sanayi Ve Ticaret Anonim Sirketi	Yapı Kredi	n.a.	11,127,064.92	-
Marelli Mako Turkey Elektrik Sanayi Ve Ticaret Anonim Sirketi	Yapı Kredi	**5263	14.91	-
Marelli Mako Turkey Elektrik Sanayi Ve Ticaret Anonim Sirketi	Yapı Kredi	**8768	4,825,957.68	-
Marelli Mexicana, S.A. de C.V.	BBVA	**4064	3,269,389.08	-
Marelli Mexicana, S.A. de C.V.	BBVA	**7344	43,878.48	-
Marelli Mexicana, S.A. de C.V.	Flagstar Bank	**2521	1,000.00	-
Marelli Mexicana, S.A. de C.V.	JP Morgan Chase Bank	**6134	429,964.36	-
Marelli Mexicana, S.A. de C.V.	JP Morgan Chase Bank	**0719	-	-
Marelli Morocco LLC	Citibank	**2045	-	-
Marelli Morocco LLC	Citibank	**4504	304,303.44	-
Marelli Morocco LLC	Citibank	**4512	-	-
Marelli Morocco LLC	Citibank	**4016	5,161.90	-
Marelli Morocco LLC	Citizens Bank	**1031	914.50	-
Marelli Morocco LLC	Societe Generale	**7478	280,026.52	-
Marelli Morocco LLC	Societe Generale	**5021	28,151.76	-
Marelli North America, Inc.	Citizens Bank	**4841	1,306.52	-
Marelli North America, Inc.	JP Morgan Chase Bank	**9548	-	-
Marelli North America, Inc.	JP Morgan Chase Bank	**6979	133,140.97	-
Marelli North America, Inc.	JP Morgan Chase Bank	**1475	1,599,737.05	-
Marelli North America, Inc.	JP Morgan Chase Bank	**1483	3,887,577.12	-
Marelli North America, Inc.	JP Morgan Chase Bank	**7214	-	-
Marelli North America, Inc.	JP Morgan Chase Bank	**7222	204,759.61	-
Marelli North America, Inc.	JP Morgan Chase Bank	**7477	792,720.18	-
Marelli North America, Inc.	JP Morgan Chase Bank	**9832	353,327.59	-
Marelli North America, Inc.	Mizuho Bank	**9271	7,333,545.17	-
Marelli North America, Inc.	Mizuho Bank	**9297	-	-
Marelli North America, Inc.	PNC	**0914	530,524.01	-
Marelli North Carolina USA LLC	Citizens Bank	**6297	1,000.00	-
Marelli North Carolina USA LLC	JP Morgan Chase Bank	**8097	-	-

In re Marelli Automotive Lighting USA LLC

Case No.: 25-11034

Bank Account Balances at March 27, 2026

(in USD dollars)

Debtor	Financial Institution	Account #	Balance	Account Change
Marelli Ploiesti Romania S.R.L.	Citibank	**6428	-	-
Marelli Ploiesti Romania S.R.L.	Citibank	**6436	-	-
Marelli Ploiesti Romania S.R.L.	Citibank	**0025	170,836.63	-
Marelli Ploiesti Romania S.R.L.	Citibank	**0033	383,982.86	-
Marelli Ploiesti Romania S.R.L.	Citibank	**6444	-	-
Marelli Ploiesti Romania S.R.L.	Citizens Bank	**1317	914.50	-
Marelli Powertrain (Hefei) Co., Ltd.	Bank of China	**1344	1,370,420.50	-
Marelli Powertrain (Hefei) Co., Ltd.	Mizuho Bank	**7709	-	-
Marelli Powertrain (Hefei) Co., Ltd.	Mizuho Bank	**2692	-	-
Marelli Powertrain (Hefei) Co., Ltd.	Mizuho Bank	**4362	-	-
Marelli R&D Co., Ltd.	Bank of China	**2823	144,527.71	-
Marelli R&D Co., Ltd.	Bank of China	**4971	12,955.94	-
Marelli R&D Co., Ltd.	Mizuho Bank	**5085	-	-
Marelli Ride Dynamics México, S. de R.L. de C.V.	BBVA	**0819	321,554.45	-
Marelli Ride Dynamics México, S. de R.L. de C.V.	Flagstar Bank	**2513	1,000.00	-
Marelli Ride Dynamics México, S. de R.L. de C.V.	JP Morgan Chase Bank	**0637	-	-
Marelli Ride Dynamics México, S. de R.L. de C.V.	JP Morgan Chase Bank	**5121	234,026.18	-
Marelli Ride Dynamics México, S. de R.L. de C.V.	JP Morgan Chase Bank	**9426	-	-
Marelli Sistemas Automotivos Indústria e Comércio Brasil Ltda	Banco do Brasil	**0101	592,154.76	-
Marelli Sistemas Automotivos Indústria e Comércio Brasil Ltda	Banco Santander	**54-4	-	-
Marelli Sistemas Automotivos Indústria e Comércio Brasil Ltda	Banco Santander	**52-6	13,996,988.24	-
Marelli Sistemas Automotivos Indústria e Comércio Brasil Ltda	Banco Santander	**61-2	-	-
Marelli Sistemas Automotivos Indústria e Comércio Brasil Ltda	Banco Santander	**28-9	-	-
Marelli Sistemas Automotivos Indústria e Comércio Brasil Ltda	Banco Santander	**97-2	-	-
Marelli Sistemas Automotivos Indústria e Comércio Brasil Ltda	Banco Santander	**74-5	-	-
Marelli Sistemas Automotivos Indústria e Comércio Brasil Ltda	Banco Santander	**30-5	-	-
Marelli Sistemas Automotivos Indústria e Comércio Brasil Ltda	Banco Santander	**65-6	-	-
Marelli Sistemas Automotivos Indústria e Comércio Brasil Ltda	Banco Santander	**6668	-	-
Marelli Sistemas Automotivos Indústria e Comércio Brasil Ltda	Banco Santander	**63-9	-	-
Marelli Sistemas Automotivos Indústria e Comércio Brasil Ltda	Banco Santander	**6651	-	-
Marelli Sistemas Automotivos Indústria e Comércio Brasil Ltda	Banco Santander	**6675	-	-
Marelli Sistemas Automotivos Indústria e Comércio Brasil Ltda	Banco Santander	n.a.	191,288.68	-
Marelli Sistemas Automotivos Indústria e Comércio Brasil Ltda	Banco Paulista	n.a.	3,066,917.36	-
Marelli Sistemas Automotivos Indústria e Comércio Brasil Ltda	Bradesco	**9115	86,413.45	-
Marelli Sistemas Automotivos Indústria e Comércio Brasil Ltda	Citibank	**8622	94.43	-
Marelli Sistemas Automotivos Indústria e Comércio Brasil Ltda	Citibank	**3093	78.54	-
Marelli Sistemas Automotivos Indústria e Comércio Brasil Ltda	Citibank	**8630	129,932.02	-
Marelli Sistemas Automotivos Indústria e Comércio Brasil Ltda	Citibank	**3085	62.02	-
Marelli Sistemas Automotivos Indústria e Comércio Brasil Ltda	Citibank	**8657	11.48	-
Marelli Sistemas Automotivos Indústria e Comércio Brasil Ltda	Citibank	**8665	726.31	-
Marelli Sistemas Automotivos Indústria e Comércio Brasil Ltda	Citizens Bank	**1074	914.50	-
Marelli Sistemas Automotivos Indústria e Comércio Brasil Ltda	Mizuho Bank	**2992	-	-
Marelli Smart Me Up	Citibank	**1210	5,758.50	-
Marelli Smart Me Up	Citizens Bank	**1112	914.50	-
Marelli Sophia Antipolis France	Citibank	**0286	5,758.50	-
Marelli Sophia Antipolis France	Citizens Bank	**1325	914.50	-
Marelli Sosnowiec Poland Sp. z o.o.	Citibank	**3012	-	-
Marelli Sosnowiec Poland Sp. z o.o.	Citibank	**3228	-	-
Marelli Sosnowiec Poland Sp. z o.o.	Citibank	**7036	-	-
Marelli Sosnowiec Poland Sp. z o.o.	Citibank	**9016	-	-
Marelli Sosnowiec Poland Sp. z o.o.	Citibank	**3004	1,343,090.26	-
Marelli Sosnowiec Poland Sp. z o.o.	Citibank	**3039	-	-
Marelli Sosnowiec Poland Sp. z o.o.	Citibank	**3236	(0.03)	-
Marelli Sosnowiec Poland Sp. z o.o.	Citibank	**7009	1,074,472.21	-
Marelli Sosnowiec Poland Sp. z o.o.	Citibank	**7033	402,927.08	-
Marelli Sosnowiec Poland Sp. z o.o.	Citibank	**7500	85,696.23	-
Marelli Sosnowiec Poland Sp. z o.o.	Citibank	**3040	-	-
Marelli Sosnowiec Poland Sp. z o.o.	Citibank	**3244	-	-
Marelli Sosnowiec Poland Sp. z o.o.	Citibank	**7035	-	-
Marelli Sosnowiec Poland Sp. z o.o.	Citizens Bank	**1333	914.50	-
Marelli Suspension Systems Italy S.P.A.	Citibank	**2014	57,584.98	-
Marelli Suspension Systems Italy S.P.A.	Citibank	**2022	4,438.21	-
Marelli Suspension Systems Italy S.P.A.	Citizens Bank	**0906	917.04	-
Marelli Suspension Systems Italy S.P.A.	Unicredit	**3035	60,706.69	-
Marelli Tennessee USA LLC	JP Morgan Chase Bank	**8117	-	-
Marelli Tennessee USA LLC	JP Morgan Chase Bank	**7203	1,086,524.81	-
Marelli Toluca México S. de R.L. de C.V.	BBVA	**1084	2,770,486.44	-
Marelli Toluca México S. de R.L. de C.V.	BBVA	**1553	1,261.64	-
Marelli Toluca México S. de R.L. de C.V.	Flagstar Bank	**2548	1,000.00	-
Marelli Toluca México S. de R.L. de C.V.	JP Morgan Chase Bank	**0632	-	-
Marelli Toluca México S. de R.L. de C.V.	JP Morgan Chase Bank	**5118	160,226.06	-
Marelli Toluca México S. de R.L. de C.V.	JP Morgan Chase Bank	**9392	-	-
Marelli Tooling (Guangzhou) Corporation	Bank of China	**0306	6,617.77	-
Marelli Tooling (Guangzhou) Corporation	Mizuho Bank	**2964	-	-
Marelli Tooling (Guangzhou) Corporation	Mizuho Bank	**2846	-	-
Marelli Tooling (Guangzhou) Corporation	Mizuho Bank	**3563	-	-
Marelli Yokohama Co., Ltd.	Citizens Bank	**0825	1,000.00	-
Marelli Yokohama Co., Ltd.	Mizuho Bank	**8169	625,380.11	-