

UNITED STATES BANKRUPTCY COURT

DISTRICT OF New Jersey

In Re. United Site Services of Maryland, Inc.

Case No. 25-23644

Debtor(s)

§
§
§
§

Lead Case No. 25-23630

Jointly Administered

Monthly Operating Report

Chapter 11

Reporting Period Ended: 01/31/2026

Petition Date: 12/29/2025

Months Pending: 1

Industry Classification: 5 6 2 9

Reporting Method: Accrual Basis

Cash Basis

Debtor's Full-Time Employees (current):

115

Debtor's Full-Time Employees (as of date of order for relief):

128

Supporting Documentation (check all that are attached):

(For jointly administered debtors, any required schedules must be provided on a non-consolidated basis for each debtor)

- Statement of cash receipts and disbursements
Balance sheet containing the summary and detail of the assets, liabilities and equity (net worth) or deficit
Statement of operations (profit or loss statement)
Accounts receivable aging
Postpetition liabilities aging
Statement of capital assets
Schedule of payments to professionals
Schedule of payments to insiders
All bank statements and bank reconciliations for the reporting period
Description of the assets sold or transferred and the terms of the sale or transfer

/s/ Michael Sirota

Signature of Responsible Party

02/27/2026

Date

Michael Sirota

Printed Name of Responsible Party

Court Plaza North, 25 Main Street, Hackensack, NJ

07601

Address

STATEMENT: This Periodic Report is associated with an open bankruptcy case; therefore 1320.4(a)(2) applies.



252363026022800000000016

Debtor's Name United Site Services of Maryland, Inc.

Case No. 25-23644

<b>Part 1: Cash Receipts and Disbursements</b>	<b>Current Month</b>	<b>Cumulative</b>
a. Cash balance beginning of month	\$0	
b. Total receipts (net of transfers between accounts)	\$3,956,157	\$3,956,157
c. Total disbursements (net of transfers between accounts)	\$3,668,249	\$3,668,249
d. Cash balance end of month (a+b-c)	\$287,908	
e. Disbursements made by third party for the benefit of the estate	\$0	\$0
f. Total disbursements for quarterly fee calculation (c+e)	\$3,668,249	\$3,668,249

<b>Part 2: Asset and Liability Status</b> (Not generally applicable to Individual Debtors. See Instructions.)	<b>Current Month</b>
a. Accounts receivable (total net of allowance)	\$4,600,019
b. Accounts receivable over 90 days outstanding (net of allowance)	\$649,838
c. Inventory (Book <input checked="" type="radio"/> Market <input type="radio"/> Other <input type="radio"/> (attach explanation))	\$0
d. Total current assets	\$5,993,671
e. Total assets	\$128,143,009
f. Postpetition payables (excluding taxes)	\$1,961,048
g. Postpetition payables past due (excluding taxes)	\$4,835
h. Postpetition taxes payable	\$160,064
i. Postpetition taxes past due	\$0
j. Total postpetition debt (f+h)	\$2,121,112
k. Prepetition secured debt	\$0
l. Prepetition priority debt	\$35,158
m. Prepetition unsecured debt	\$19,875,991
n. Total liabilities (debt) (j+k+l+m)	\$22,032,261
o. Ending equity/net worth (e-n)	\$106,110,748

<b>Part 3: Assets Sold or Transferred</b>	<b>Current Month</b>	<b>Cumulative</b>
a. Total cash sales price for assets sold/transferred outside the ordinary course of business	\$0	\$0
b. Total payments to third parties incident to assets being sold/transferred outside the ordinary course of business	\$0	\$0
c. Net cash proceeds from assets sold/transferred outside the ordinary course of business (a-b)	\$0	\$0

<b>Part 4: Income Statement (Statement of Operations)</b> (Not generally applicable to Individual Debtors. See Instructions.)	<b>Current Month</b>	<b>Cumulative</b>
a. Gross income/sales (net of returns and allowances)	\$3,878,048	
b. Cost of goods sold (inclusive of depreciation, if applicable)	\$2,599,180	
c. Gross profit (a-b)	\$1,278,868	
d. Selling expenses	\$0	
e. General and administrative expenses	\$606,717	
f. Other expenses	\$0	
g. Depreciation and/or amortization (not included in 4b)	\$700,801	
h. Interest	\$84	
i. Taxes (local, state, and federal)	\$0	
j. Reorganization items	\$0	
k. Profit (loss)	\$-28,733	\$-28,733

Debtor's Name United Site Services of Maryland, Inc.

Case No. 25-23644

**Part 5: Professional Fees and Expenses**

			Approved Current Month	Approved Cumulative	Paid Current Month	Paid Cumulative	
a.	Debtor's professional fees & expenses (bankruptcy) <i>Aggregate Total</i>						
	<i>Itemized Breakdown by Firm</i>						
		Firm Name	Role				
	i						
	ii						
	iii						
	iv						
	v						
	vi						
	vii						
	viii						
	ix						
	x						
	xi						
	xii						
	xiii						
	xiv						
	xv						
	xvi						
	xvii						
	xviii						
	xix						
	xx						
	xxi						
	xxii						
	xxiii						
	xxiv						
	xxv						
	xxvi						
	xxvii						
xxviii							
xxix							
xxx							
xxxi							
xxxii							
xxxiii							
xxxiv							
xxxv							
xxxvi							

Debtor's Name United Site Services of Maryland, Inc.

Case No. 25-23644

xxxvii						
xxxvii						
xxxix						
xl						
xli						
xlII						
xlIII						
xliv						
xlV						
xlvi						
xlVII						
xlVIII						
xlIX						
l						
li						
lii						
liii						
liv						
lv						
lvi						
lvii						
lviii						
lix						
lx						
lxi						
lxii						
lxiii						
lxiv						
lxv						
lxvi						
lxvii						
lxviii						
lxix						
lxx						
lxxi						
lxxii						
lxxiii						
lxxiv						
lxxv						
lxxvi						
lxxvii						
lxxviii						

Debtor's Name United Site Services of Maryland, Inc.

Case No. 25-23644

lxxix						
lxxx						
lxxxi						
lxxxii						
lxxxiii						
lxxxiv						
lxxxv						
lxxxvi						
lxxxvi						
lxxxvi						
lxxxix						
xc						
xc						
xcii						
xciii						
xciv						
xcv						
xcvi						
xcvii						
xcviii						
xcix						
c						
ci						

			Approved Current Month	Approved Cumulative	Paid Current Month	Paid Cumulative	
b.	Debtor's professional fees & expenses (nonbankruptcy) <i>Aggregate Total</i>						
	<i>Itemized Breakdown by Firm</i>						
		Firm Name	Role				
	i						
	ii						
	iii						
	iv						
	v						
	vi						
	vii						
	viii						
	ix						
	x						
	xi						
	xii						
xiii							
xiv							

Debtor's Name United Site Services of Maryland, Inc.

Case No. 25-23644

xv						
xvi						
xvii						
xviii						
xix						
xx						
xxi						
xxii						
xxiii						
xxiv						
xxv						
xxvi						
xxvii						
xxviii						
xxix						
xxx						
xxxi						
xxxii						
xxxiii						
xxxiv						
xxxv						
xxxvi						
xxxvii						
xxxviii						
xxxix						
xl						
xli						
xlii						
xliii						
xliv						
xlv						
xlvi						
xlvii						
xlviii						
xliv						
l						
li						
lii						
liii						
liv						
lv						
lvi						

Debtor's Name United Site Services of Maryland, Inc.

Case No. 25-23644

lvii						
lviii						
lix						
lx						
lxi						
lxii						
lxiii						
lxiv						
lxv						
lxvi						
lxvii						
lxviii						
lxix						
lxx						
lxxi						
lxxii						
lxxiii						
lxxiv						
lxxv						
lxxvi						
lxxvii						
lxxviii						
lxxix						
lxxx						
lxxxii						
lxxxiii						
lxxxiv						
lxxxv						
lxxxvi						
lxxxvi						
lxxxvi						
lxxxix						
xc						
xcii						
xciii						
xciv						
xcv						
xcvi						
xcvii						
xcviii						

Debtor's Name United Site Services of Maryland, Inc.

Case No. 25-23644

	xcix					
	c					
c.	All professional fees and expenses (debtor & committees)			\$0	\$0	\$0

Part 6: Postpetition Taxes		Current Month	Cumulative
a.	Postpetition income taxes accrued (local, state, and federal)	\$0	\$0
b.	Postpetition income taxes paid (local, state, and federal)	\$0	\$0
c.	Postpetition employer payroll taxes accrued	\$0	\$0
d.	Postpetition employer payroll taxes paid	\$205,236	\$205,236
e.	Postpetition property taxes paid	\$0	\$0
f.	Postpetition other taxes accrued (local, state, and federal)	\$162,482	\$162,482
g.	Postpetition other taxes paid (local, state, and federal)	\$0	\$0

**Part 7: Questionnaire - During this reporting period:**

- a. Were any payments made on prepetition debt? (if yes, see Instructions) Yes  No
- b. Were any payments made outside the ordinary course of business without court approval? (if yes, see Instructions) Yes  No
- c. Were any payments made to or on behalf of insiders? Yes  No
- d. Are you current on postpetition tax return filings? Yes  No
- e. Are you current on postpetition estimated tax payments? Yes  No
- f. Were all trust fund taxes remitted on a current basis? Yes  No
- g. Was there any postpetition borrowing, other than trade credit? (if yes, see Instructions) Yes  No
- h. Were all payments made to or on behalf of professionals approved by the court? Yes  No  N/A
- i. Do you have:
  - Worker's compensation insurance? Yes  No
  - If yes, are your premiums current? Yes  No  N/A  (if no, see Instructions)
  - Casualty/property insurance? Yes  No
  - If yes, are your premiums current? Yes  No  N/A  (if no, see Instructions)
  - General liability insurance? Yes  No
  - If yes, are your premiums current? Yes  No  N/A  (if no, see Instructions)
- j. Has a plan of reorganization been filed with the court? Yes  No
- k. Has a disclosure statement been filed with the court? Yes  No
- l. Are you current with quarterly U.S. Trustee fees as set forth under 28 U.S.C. § 1930? Yes  No

Debtor's Name United Site Services of Maryland, Inc.

Case No. 25-23644

**Part 8: Individual Chapter 11 Debtors (Only)**

- a. Gross income (receipts) from salary and wages \$0
- b. Gross income (receipts) from self-employment \$0
- c. Gross income from all other sources \$0
- d. Total income in the reporting period (a+b+c) \$0
- e. Payroll deductions \$0
- f. Self-employment related expenses \$0
- g. Living expenses \$0
- h. All other expenses \$0
- i. Total expenses in the reporting period (e+f+g+h) \$0
- j. Difference between total income and total expenses (d-i) \$0
- k. List the total amount of all postpetition debts that are past due \$0
- l. Are you required to pay any Domestic Support Obligations as defined by 11 U.S.C § 101(14A)? Yes  No
- m. If yes, have you made all Domestic Support Obligation payments? Yes  No  N/A


**Privacy Act Statement**

28 U.S.C. § 589b authorizes the collection of this information, and provision of this information is mandatory under 11 U.S.C. §§ 704, 1106, and 1107. The United States Trustee will use this information to calculate statutory fee assessments under 28 U.S.C. § 1930(a)(6). The United States Trustee will also use this information to evaluate a chapter 11 debtor's progress through the bankruptcy system, including the likelihood of a plan of reorganization being confirmed and whether the case is being prosecuted in good faith. This information may be disclosed to a bankruptcy trustee or examiner when the information is needed to perform the trustee's or examiner's duties or to the appropriate federal, state, local, regulatory, tribal, or foreign law enforcement agency when the information indicates a violation or potential violation of law. Other disclosures may be made for routine purposes. For a discussion of the types of routine disclosures that may be made, you may consult the Executive Office for United States Trustee's systems of records notice, UST-001, "Bankruptcy Case Files and Associated Records." See 71 Fed. Reg. 59,818 et seq. (Oct. 11, 2006). A copy of the notice may be obtained at the following link: [http://www.justice.gov/ust/ eo/rules\\_regulations/index.htm](http://www.justice.gov/ust/ eo/rules_regulations/index.htm). Failure to provide this information could result in the dismissal or conversion of your bankruptcy case or other action by the United States Trustee. 11 U.S.C. § 1112(b)(4)(F).


**I declare under penalty of perjury that the foregoing Monthly Operating Report and its supporting documentation are true and correct and that I have been authorized to sign this report on behalf of the estate.**

/s/ John Hafferty  
 \_\_\_\_\_  
 Signature of Responsible Party  
 Chief Financial Officer  
 \_\_\_\_\_  
 Title


John Hafferty  
 \_\_\_\_\_  
 Printed Name of Responsible Party  
 02/27/2026  
 \_\_\_\_\_  
 Date




PageOnePartOne



PageOnePartTwo



PageTwoPartOne




PageTwoPartTwo



Bankruptcy1to50




Bankruptcy51to100




NonBankruptcy1to50



NonBankruptcy51to100



PageThree



PageFour

**UNITED STATES BANKRUPTCY COURT  
DISTRICT OF NEW JERSEY**

**In re:**

**UNITED SITE SERVICES, INC., et al.,**

**Debtors.**<sup>1</sup>

**Chapter 11**

**Case No. 25-23630 (MBK)**

**Jointly Administered**

**GLOBAL NOTES AND STATEMENT OF LIMITATION,  
METHODOLOGY, AND DISCLAIMERS REGARDING  
THE MONTHLY OPERATING REPORT FOR JANUARY 2026**

On December 29, 2025, Debtor United Site Service, Inc. filed a voluntary petition for relief under chapter 11 of title 11 of the United States Code (the “**Bankruptcy Code**”) in the United States Bankruptcy Court for the District of New Jersey (the “**Bankruptcy Court**”). Although proposed jointly for administrative purposes, the *Second Amended Joint Prepackaged Plan of Reorganization of United Site Services, Inc. and its Debtor Affiliates Pursuant to Chapter 11 of the Bankruptcy Code* [Docket No. 291] (including as it may be amended) (the “**Plan**”)<sup>2</sup> constitutes a separate Plan for each Debtor. The classifications of Claims and Interests set forth in Article III of the Plan shall be deemed to apply separately with respect to each Plan proposed by each Debtor, to the extent applicable. The Plan does not contemplate substantive consolidation of any of the Debtors.

The factual background regarding the Debtors, including their business operations, their capital structure, and the events leading to the filing of these Chapter 11 Cases, is set forth in detail in the *Declaration of Chris Kelly in Support of Chapter 11 Petitions and First Day Motions of United Site Services, Inc. et al. (Filed by Michael D. Sirota on Behalf of United Site Services, Inc.)* [Docket No. 15] (the “**First Day Declaration**”). These Chapter 11 Cases, court filings, and claims information is available at the website maintained by the Debtors’ claims and noticing agent: <https://www.veritaglobal.net/uss>.

The above-captioned debtors and debtors in possession (the “**Debtors**”), prepared the attached monthly operating report for December 29, 2025 through January 31, 2026 (together herewith and with all exhibits and schedules thereto, the “**MOR**”).

The following notes and statements and limitations pertain to and are incorporated by reference in, and comprise an integral part of, the MOR, and should be referred to and considered in connection with any review thereof.

<sup>1</sup> The last four digits of the tax identification number of United Site Services, Inc. are 3387. A complete list of the Debtors in these chapter 11 cases (the “**Chapter 11 Cases**”), with each one’s tax identification number, principal office address and former names and trade names, is available on the website of the Debtors’ noticing agent at [www.veritaglobal.net/USS](http://www.veritaglobal.net/USS). The location of the principal place of business of United Site Services, Inc., and the Debtors’ service address for these Chapter 11 Cases is 2487 W Navigator Drive, 3rd Floor, Meridian, ID 83642.

<sup>2</sup> Capitalized terms not otherwise defined herein shall have the meanings ascribed to such terms in the Plan (if applicable).

1. **Basis of Presentation.** The Debtors prepared the MOR with the assistance of their advisors and professionals and are filing it solely for purposes of complying with the reporting requirements applicable in the Chapter 11 Cases. There can be no assurance that such information is complete, and the MOR may be subject to revision.

This MOR is unaudited, limited in scope, and has not been prepared in accordance with federal or state securities laws or other applicable non-bankruptcy law or in lieu of complying with any periodic reporting requirements thereunder, but has been prepared in accordance with accounting principles generally accepted in the United States of America (“U.S. GAAP”) (except that the MOR does not include all information and footnotes required by U.S. GAAP).

The Debtors and their agents, advisors, attorneys, and other professionals undertake no responsibility to indicate variations from securities laws, other laws, or U.S. GAAP herein, or for any evaluations of the Debtors based on this financial information or any other information. This information has not been subjected to audit procedures that would typically be applied to financial information presented in accordance with U.S. GAAP or any other recognized financial reporting framework, and upon application of such procedures, the presented financial information could be subject to material changes. The MOR is not intended to reconcile any financial statements otherwise prepared or distributed by, or for, the Debtors. Each signatory to the MOR has necessarily relied upon the efforts, statements, advice, and representations of personnel of the Debtors and their agents, advisors, attorneys, and other professionals. Each signatory has not (and could not have) personally verified the accuracy of each such statement, representation, and answer contained in the MOR.

The financial information contained herein is presented per United Site Services’ books and records without, among other things, all adjustments or reclassification that may be necessary or typical with respect to consolidating financial statements or SEC reporting purposes or in accordance with U.S. GAAP.

2. **Reporting Period.** Unless otherwise noted, the MOR reflects the Debtors’ books and records and financial activity occurring during the applicable reporting period. Except as otherwise noted, no adjustments have been made to activity occurring after the close of the reporting period. The first MOR reporting period encompasses the reporting period from December 29, 2025, through January 31, 2026. The MOR presents the Debtors’ best estimates for the Reporting Period, but there can be no assurance that such information is complete, and the MOR may be subject to material amendment, modification, or supplement. These notes, statements, and limitations should be referred to, and referenced in connection with, any review of the MOR, of which they comprise an integral and material part.
3. **Use of Information.** The financial information disclosed herein was not prepared in accordance with federal or state securities laws or other applicable non-bankruptcy law or in lieu of complying with any periodic reporting requirements thereunder. The MOR should not be used or relied upon for any other purpose, including for information relating to the Debtors’ current or future financial condition or performance or for purchasing, selling, or transferring the claims against or equity interest in the Debtors.
4. **Payment of Prepetition Claims Pursuant to First Day Orders.** Pursuant to certain orders entered by the Bankruptcy Court in the Chapter 11 Cases (collectively, the “**First Day Orders**”), the Debtors are authorized (but not directed) to pay or otherwise satisfy various

prepetition claims, including those related to employees, lienholders, customer obligations, insurance, vendors, taxes and fees, trade, and intercompany transactions. To the extent any reportable payments were made on account of prepetition claims following commencement of these Chapter 11 Cases pursuant to a First Day Order, such payments have been included in the applicable MOR.

5. **Intercompany Balances.** Cash is received and disbursed by the Debtors in a manner consistent with the Debtors' historical cash management practices, as described in the *Motion of the Debtor for Entry of Interim and Final Orders (I) Authorizing (A) the Debtors to Maintain their Existing Cash Management System, Bank Accounts, and Business Forms, (B) the Debtors to Open and Close Bank Accounts, and (C) Financial Institutions to Administer the Bank Accounts and Honor and Process Related Checks and Transfers, (II) Waiving Deposit and Investment Requirements, and (III) Allowing Intercompany Transactions and Affording Administrative Expense Priority to Post-Petition Intercompany Claims* [Docket No. 7]. As a result of the Debtors' cash management practices, intercompany balances are created between United Site Services, Inc., and other Debtor entities related to cash received and cash disbursed on behalf of other Debtor entities. In addition to intercompany balances created from cash management practices, the Debtors also generate intercompany balances from the allocation of expenses paid by United Site Services, Inc. to the Debtor entities receiving the benefit for those expenses. Expense allocations between entities are estimated in a systematic and rational manner based on the nature of the expense. Estimates of disbursements for each Debtor are determined using the Debtors' best reasonable efforts and are reflective of allocations made for expenses paid on behalf of each Debtor. Post-petition intercompany balances will receive Administrative Claims and prepetition intercompany balances will receive Class 9 treatment per Article III of the Amended Joint Prepackaged Plan of Reorganization [Docket No. 234].
6. **Reservation of Rights.** Although the Debtors and their advisors made reasonable efforts to ensure that the MOR is as accurate and complete as possible under the circumstances and based on information available at the time of preparation, inadvertent errors or omissions may have occurred. The Debtors hereby reserve all rights to dispute the nature, amount, validity, status, enforceability, or executory natures of any claim, agreement, representation, or other statement set forth in this MOR. Further, the Debtors reserve the right to amend or supplement the MOR in all respects, as they deem necessary or appropriate, but shall be under no obligation to do so. Nothing contained in this MOR shall constitute a waiver of the Debtors' rights or an admission of any kind with respect to these Chapter 11 Cases or any claim of or against any Debtor. The Debtors, on behalf of themselves, their officers, employees, agents, attorneys, and financial and other advisors disclaim any liability to any third party arising out of or related to the information contained in the MOR and reserve all rights with respect thereto.

#### 7. **Specific MOR Disclosures.**

##### **Notes to Part 1:**

- Cash balances, receipts, and disbursements reflect bank activity during the reporting period, December 29, 2025, through January 31, 2026. Timing differences in recognition of certain transactions may create differences between bank balances presented in Part 1 and cash balances reported in the Balance Sheet attachment to the MOR.

- Intercompany receipts and disbursements are excluded from Parts 1(b) and 1(c), respectively. As such, the ending cash balances in Part 1 will not agree to bank balances at the end of the reporting period. A reconciliation of end-of-month bank balances to the balances presented in Part 1 is provided in the attached Statement of Cash Receipts and Disbursements.
- Restricted cash totaling approximately \$19 million is excluded from the cash balances and cash attachments, as these balances are recorded within the ‘Prepaid expenses and other current assets’ financial statement line item in the Debtors’ balance sheet. As of the reporting period, the restricted cash amounts include approximately \$0.4 million at PECF USS Intermediate Holding III Corporation, \$9.7 million at United Site Services, Inc. and \$8.9 million at USS Ultimate Holdings, Inc.

#### **Notes to Part 2:**

- Balance sheet information is presented as of January 31, 2026.
- Post-petition payables (excluding taxes) (item 2(f)): Post-petition payables figures have been estimated using commercially reasonable efforts by examining outstanding payables that were received in the reporting period and estimating other accrued expenses.
- Prepetition secured debt (item 2(k)): Prepetition secured debt is comprised of the amounts outstanding including interest and related discounts and premiums under the Debtors’ First-Out Term Loans, First-Out Revolving Loans, Second-Out Term Loans, Amended Term Loan, First-Out Notes, Third-Out Notes, and ABL Facility. Additionally, this includes short-term and long-term equipment debt, as these are within the secured facilities collateral packages. Balances related to the Second-Out Term Loans, Amended Term Loan, Third-Out Notes, the Amended Unsecured Notes, and the carrying value of the lease liability related to the Headquarters Office Lease at 118 Flanders Road, Suite 1000, Westborough, MA 01581, are presented in “Liabilities Subject to Compromise” in the Balance Sheet attachment. A detailed description of the Debtors’ capital structure and secured debt obligations is set forth in the First Day Declaration [Docket No. 15].
- Prepetition priority debt (item 2(l)): Prepetition priority debt is comprised of debts that must be paid ahead of most other unsecured debts from the bankruptcy estate. Priority categories include employee wage claims under the statutory caps, certain employee benefit contributions, and certain taxes.
- Prepetition unsecured debt and total liabilities (debt) (items 2(m) and 2(n)): Prepetition unsecured debt is comprised of all liabilities not included in items 2(j), 2(k), and 2(l). The Debtors have made commercially reasonable efforts to determine prepetition and post-petition payables by Debtor entity for purposes of the MOR. Certain estimates and prorations were used to determine the amounts of prepetition payables for each Debtor entity. In connection with the commencement of these Chapter 11 Cases, the Debtors instituted new practices and procedures to distinguish between prepetition and post-petition liabilities in their accounting systems. The prepetition debt reported in the MOR do not include or otherwise reflect any prepetition debt arising on account of guarantees.

- Goodwill impairment and tax provision-related assessments were not finalized as of the submission of these MORs, and related entries are not reflected in the balance sheet or income statement for this reporting period.

**Notes to Part 3:**

- No asset sales outside of the ordinary course of business occurred during the reporting period.

**Notes to Part 4:**

- Income statement activity is for the month of January with manual adjustments for estimated activity from the stub period December 29, 2025, through December 31, 2025.
- Reorganization items (item 4(j)): Reorganization items represent expenses incurred as a result of filing the Chapter 11 Cases, including the accrued fees and expenses of chapter 11 professionals consistent with the budget approved in connection with the Debtors' post-petition financing. The amounts reported in item 4(j) are recorded in the Debtors' income statement under "Reorganization Items."

**Notes to Part 6:**

- Includes accrued tax balances as of January 31, 2026, and payments for the combined period of December 29, 2025, through January 31, 2026.

**Notes to Part 7:**

- All responses are as of January 31, 2026.
- Question 7(a): In accordance with relief granted by the Bankruptcy Court on certain of the Debtors' first day motions, the Debtors have made certain payments on account of prepetition obligations. Further details regarding the relief requested, the relief granted, and the payments projected to be made by the Debtors is set forth in the applicable first day motions and orders. Question (a) has been answered "Yes" for entities that have made payments on prepetition obligations as authorized by the first day motions.
- Question 7(c): United Site Services answered "Yes" where employee or director compensation payments were confirmed to have been made to insiders in the ordinary course of business.
- Question 7(g): United Site Services answered "Yes" as they have entered into a post-petition premium financing agreement related to their insurance policies.
- Question 7(g): Each Debtor answered "Yes" as either a borrower and/or a guarantor under the DIP Facility. The Bankruptcy Court approved the DIP Motion on a final basis in the *Final Order (I) Authorizing the Debtors to (A) Obtain Postpetition Financing (B) Grant Senior Secured Priming Liens and Superpriority Administrative Expense Claims and (C) Utilize Cash Collateral; (II) Granting Adequate Protection to the Prepetition Secured Parties; (III) Modifying the Automatic Stay; and (IV) Granting Related Relief* [Docket No. 266] (the "**Final DIP Order**"). A list of the Debtor guarantors under the DIP Facility is included in the Final DIP Order. PECF USS Intermediate Holding III drew \$62.5 million on the DIP Facility as of December 31, 2025.

In re: United Site Services, Inc.  
 Lead Case No: 25-23630 (MBK)  
 Statement of Cash Receipts and Disbursements for the period  
 from December 29, 2025 through January 31, 2026

	25-23628	25-23637	25-23632	25-23633	25-23634	25-23635	25-23629	25-23638	25-23640	25-23641	25-23642	25-23643	25-23644
	Johnny on the Spot, LLC	Northeast Sanitation, Inc.	PECF USS Intermediate Holding III Corporation	Portable Holding Corporation	Portable Intermediate Holding Corporation	Portable Intermediate Holding II Corporation	Russell Reid Waste Hauling and Disposal Service Co., Inc.	United Site National Services Company	United Site Services of California, Inc.	United Site Services of Colorado, Inc.	United Site Services of Florida, LLC	United Site Services of Louisiana, Inc.	United Site Services of Maryland, Inc.
<b>Beginning Bank Cash Balance</b>	\$ -	\$ -	\$ -	\$ 1,052,896	\$ -	\$ 1,132,256	\$ 176,609	\$ -	\$ -	\$ -	\$ -	\$ -	\$ -
Total Receipts (12/29 - 1/31)	3,268,143	292,646	62,500,000	-	-	-	6,969,476	-	20,596,621	1,536,564	9,558,191	568,671	3,956,157
Third Party Disbursements (12/29 - 12/31)	(214,028)	(17,845)	-	-	-	-	(1,334,515)	(318,007)	(1,066,952)	(135,011)	(639,571)	(26,036)	(430,379)
Third Party Disbursements (1/1 - 1/31)	(2,440,838)	(102,346)	(695,132)	-	-	-	(9,014,888)	(2,510,706)	(11,081,033)	(1,157,546)	(5,816,434)	(288,208)	(3,237,870)
Total Disbursements (12/29 - 1/31)	(2,654,866)	(120,190)	(695,132)	-	-	-	(10,349,402)	(2,828,713)	(12,147,985)	(1,292,557)	(6,456,005)	(314,244)	(3,668,249)
<b>Ending Cash Balance, Net of Other Activities</b>	613,278	172,455	61,804,868	1,052,896	-	1,132,256	(3,203,318)	(2,828,713)	8,448,637	244,007	3,102,186	254,427	287,908
<b>Other Activities</b>													
Intercompany Transfers	\$ (613,278)	\$ (172,455)	\$ (61,374,176)	\$ (1,052,896)	\$ -	\$ (1,132,256)	\$ 3,522,292	\$ 2,828,713	\$ (8,448,637)	\$ (244,007)	\$ (3,102,186)	\$ (254,427)	\$ (287,908)
Transfers (to)/from Restricted Cash	-	-	(430,692)	-	-	-	-	-	-	-	-	-	-
<b>Ending Bank Cash Balance</b>	\$ -	\$ -	\$ -	\$ -	\$ -	\$ -	\$ 318,975	\$ -	\$ -	\$ -	\$ -	\$ -	\$ -
Total Disb. Subject to UST Fees - December	\$ 214,028	\$ 17,845	\$ -	\$ -	\$ -	\$ -	\$ 1,334,515	\$ 318,007	\$ 1,066,952	\$ 135,011	\$ 639,571	\$ 26,036	\$ 430,379
Total Disb. Subject to UST Fees - January	2,440,838	102,346	695,132	-	-	-	9,014,888	2,510,706	11,081,033	1,157,546	5,816,434	288,208	3,237,870
<b>Total Disb. Subject to UST Fees</b>	\$ 2,654,866	\$ 120,190	\$ 695,132	\$ -	\$ -	\$ -	\$ 10,349,402	\$ 2,828,713	\$ 12,147,985	\$ 1,292,557	\$ 6,456,005	\$ 314,244	\$ 3,668,249

In re: United Site Services, Inc.  
 Lead Case No: 25-23630 (MBK)  
 Statement of Cash Receipts and Disbursements for the period  
 from December 29, 2025 through January 31, 2026

	25-23645	25-23646	25-23639	25-23647	25-23636	25-23630	25-23649	25-23631	25-23648
	United Site Services of Mississippi, LLC	United Site Services of Nevada, Inc.	United Site Services Northeast, Inc.	United Site Services of Texas, Inc.	USS Ultimate Holdings, Inc.	United Site Services, Inc.	Vortex Opco, LLC	PECF USS Intermediate Holding II Corporation	Vortex Holdco, LLC
<b>Beginning Bank Cash Balance</b>	\$ -	\$ -	\$ -	\$ -	\$ -	\$ 16,173,158	\$ -	\$ -	\$ -
Total Receipts (12/29 - 1/31)	946,815	10,767,789	2,049,612	5,741,657	-	-	-	-	-
Third Party Disbursements (12/29 - 12/31)	(86,052)	(575,128)	(169,431)	(475,530)	-	(6,506,384)	-	-	-
Third Party Disbursements (1/1 - 1/31)	(849,123)	(6,765,385)	(2,090,822)	(4,247,577)	(361,724)	(25,620,062)	(152,545)	-	(3,913)
Total Disbursements (12/29 - 1/31)	(935,175)	(7,340,512)	(2,260,253)	(4,723,108)	(361,724)	(32,126,447)	(152,545)	-	(3,913)
<b>Ending Cash Balance, Net of Other Activities</b>	11,640	3,427,277	(210,641)	1,018,549	(361,724)	(15,953,289)	(152,545)	-	(3,913)
<b>Other Activities</b>									
Intercompany Transfers	\$ (11,640)	\$ (3,427,277)	\$ 210,641	\$ (1,018,549)	\$ 2,628,951	\$ 71,792,637	\$ 152,545	\$ -	\$ 3,913
Transfers (to)/from Restricted Cash	-	-	-	-	(2,267,227)	(6,302,410)	-	-	-
<b>Ending Bank Cash Balance</b>	\$ -	\$ -	\$ -	\$ -	\$ -	\$ 49,536,938	\$ -	\$ -	\$ -
Total Disb. Subject to UST Fees - December	\$ 86,052	\$ 575,128	\$ 169,431	\$ 475,530	\$ -	\$ 6,506,384	\$ -	\$ -	\$ -
Total Disb. Subject to UST Fees - January	849,123	6,765,385	2,090,822	4,247,577	361,724	25,620,062	152,545	-	3,913
<b>Total Disb. Subject to UST Fees</b>	\$ 935,175	\$ 7,340,512	\$ 2,260,253	\$ 4,723,108	\$ 361,724	\$ 32,126,447	\$ 152,545	\$ -	\$ 3,913

In re: United Site Services, Inc.  
Lead Case No: 25-23630 (MBK)  
Balance Sheets of the Debtor Entities as of January 31, 2026

	25-23628	25-23637	25-23632	25-23633	25-23634	25-23635	25-23629	25-23638	25-23640	25-23641	25-23642	25-23643	25-23644
	Johnny on the Spot, LLC	Northeast Sanitation, Inc.	PECF USS Intermediate Holding III Corporation	Portable Holding Corporation	Portable Intermediate Holding Corporation	Portable Intermediate Holding II Corporation	Russell Reid Waste Hauling and Disposal Service Co., Inc.	United Site National Services Company	United Site Services of California, Inc.	United Site Services of Colorado, Inc.	United Site Services of Florida, LLC	United Site Services of Louisiana, Inc.	United Site Services of Maryland, Inc.
Cash and cash equivalents	\$ -	\$ -	\$ -	\$ -	\$ -	\$ -	\$ 318,975	\$ -	\$ -	\$ -	\$ -	\$ -	\$ -
Accounts receivable, net of allowance	6,954,982	259,722	-	-	-	-	5,944,597	968,585	22,754,110	1,133,367	9,819,795	333,878	4,600,019
Prepaid expenses and other current assets	1,172,037	81,296	430,692	-	-	-	4,881,631	539,910	7,224,883	520,627	3,479,401	405,949	1,393,651
<b>Total current assets</b>	<b>\$ 8,127,019</b>	<b>\$ 341,018</b>	<b>\$ 430,692</b>	<b>\$ -</b>	<b>\$ -</b>	<b>\$ -</b>	<b>\$ 11,145,203</b>	<b>\$ 1,508,495</b>	<b>\$ 29,978,993</b>	<b>\$ 1,653,994</b>	<b>\$ 13,299,197</b>	<b>\$ 739,827</b>	<b>\$ 5,993,671</b>
Service equipment, net	\$ 8,003,478	\$ 271,611	\$ -	\$ -	\$ -	\$ -	\$ 4,799,157	\$ 53,834,916	\$ 29,148,136	\$ 3,931,282	\$ 31,554,199	\$ 1,155,451	\$ 11,835,639
Property plant and equipment, net	7,302,043	1,574,235	-	-	-	-	19,045,225	4,628,005	40,826,998	5,913,691	22,104,999	1,263,883	9,987,958
Right-of-use assets operating leases, net	3,981,750	83,063	-	-	-	-	5,796,808	226,704	21,355,018	5,731,727	14,084,516	88,795	5,523,068
Intercompany accounts receivable	98,084,513	24,629,251	-	-	-	-	40,300,933	-	599,856,165	80,651,065	169,520,748	-	80,797,095
Goodwill	4,148,012	-	-	-	-	-	-	-	8,549,969	697,482	12,758,889	-	7,590,959
Intangible assets, net	3,808,990	-	-	-	-	-	-	-	4,477,910	894,000	6,982,190	-	6,254,752
Other long-term assets	68,321	10,990	-	-	-	-	286,254	16,300	495,799	59,894	239,482	6,500	159,868
<b>Total non-current assets</b>	<b>\$ 125,397,106</b>	<b>\$ 26,569,149</b>	<b>\$ -</b>	<b>\$ -</b>	<b>\$ -</b>	<b>\$ -</b>	<b>\$ 70,228,377</b>	<b>\$ 58,705,924</b>	<b>\$ 704,709,995</b>	<b>\$ 97,879,140</b>	<b>\$ 257,245,002</b>	<b>\$ 2,514,630</b>	<b>\$ 122,149,338</b>
<b>Total assets</b>	<b>\$ 133,524,125</b>	<b>\$ 26,910,167</b>	<b>\$ 430,692</b>	<b>\$ -</b>	<b>\$ -</b>	<b>\$ -</b>	<b>\$ 81,373,580</b>	<b>\$ 60,214,419</b>	<b>\$ 734,688,988</b>	<b>\$ 99,533,134</b>	<b>\$ 270,544,199</b>	<b>\$ 3,254,457</b>	<b>\$ 128,143,009</b>
Accounts payable	\$ 624,104	\$ 63,782	\$ -	\$ -	\$ -	\$ -	\$ 931,622	\$ 1,163,726	\$ 3,097,402	\$ 265,680	\$ 1,899,030	\$ 78,774	\$ 523,701
Accrued expenses	1,561,460	80,622	1,289,205	-	-	-	2,978,191	519,801	9,346,669	927,623	4,365,226	149,427	1,443,479
Other current liabilities	1,115,826	99,917	-	-	-	-	2,379,554	-	7,032,203	524,622	3,263,406	194,159	1,350,731
Deferred revenue	906,273	107,800	-	-	-	-	1,204,985	6,143	5,947,849	568,559	2,254,463	70,222	1,677,843
Current finance lease liabilities	395,131	92,035	-	-	-	-	1,081,187	195,982	2,068,441	446,322	1,728,380	45,395	914,562
Current operating lease liabilities	1,009,501	83,738	-	-	-	-	2,268,721	154,621	4,597,504	763,120	2,583,551	93,134	1,728,855
Long-term debt, current	-	-	72,750,000	-	-	-	-	-	-	-	-	-	-
<b>Total current liabilities</b>	<b>\$ 5,612,295</b>	<b>\$ 527,894</b>	<b>\$ 74,039,205</b>	<b>\$ -</b>	<b>\$ -</b>	<b>\$ -</b>	<b>\$ 10,844,260</b>	<b>\$ 2,040,274</b>	<b>\$ 32,090,067</b>	<b>\$ 3,495,926</b>	<b>\$ 16,092,056</b>	<b>\$ 631,109</b>	<b>\$ 7,639,170</b>
Long-term debt, net of issuance costs and current portion	\$ -	\$ -	\$ (0)	\$ -	\$ -	\$ -	\$ -	\$ -	\$ -	\$ -	\$ -	\$ -	\$ -
Finance lease liabilities	1,961,017	330,297	-	-	-	-	4,903,071	304,806	5,311,590	1,418,260	4,947,619	157,790	2,335,501
Operating lease liabilities	2,931,130	-	-	-	-	-	4,239,306	81,294	17,331,301	5,278,148	12,772,231	-	4,040,609
Intercompany accounts payable	-	-	2,747,094,534	-	-	-	-	192,737,495	-	-	-	4,201,986	-
Deferred taxes	-	-	-	-	-	-	13,492,663	-	4,360,011	3,614,662	3,964,834	-	6,275,767
Other long-term liabilities	1,438,400	128,801	-	-	-	-	3,067,458	-	9,415,138	676,284	5,906,822	250,288	1,741,213
<b>Total non-current liabilities</b>	<b>\$ 6,330,547</b>	<b>\$ 459,098</b>	<b>\$ 2,747,094,534</b>	<b>\$ -</b>	<b>\$ -</b>	<b>\$ -</b>	<b>\$ 25,702,498</b>	<b>\$ 193,123,595</b>	<b>\$ 36,418,040</b>	<b>\$ 10,987,354</b>	<b>\$ 27,591,508</b>	<b>\$ 4,610,064</b>	<b>\$ 14,393,090</b>
<b>Liabilities Subject to Compromise</b>			\$ 187,398,392										
<b>Total liabilities</b>	<b>\$ 11,942,841</b>	<b>\$ 986,992</b>	<b>\$ 3,008,532,131</b>	<b>\$ -</b>	<b>\$ -</b>	<b>\$ -</b>	<b>\$ 36,546,759</b>	<b>\$ 195,163,869</b>	<b>\$ 68,508,107</b>	<b>\$ 14,483,279</b>	<b>\$ 43,683,563</b>	<b>\$ 5,241,173</b>	<b>\$ 22,032,260</b>
<b>Net assets</b>	<b>\$ 121,581,283</b>	<b>\$ 25,923,175</b>	<b>\$ (3,008,101,439)</b>	<b>\$ -</b>	<b>\$ -</b>	<b>\$ -</b>	<b>\$ 44,826,822</b>	<b>\$ (134,949,450)</b>	<b>\$ 666,180,882</b>	<b>\$ 85,049,854</b>	<b>\$ 226,860,636</b>	<b>\$ (1,986,716)</b>	<b>\$ 106,110,748</b>
Additional paid-in capital	\$ 25,834,801	\$ -	\$ (2,032,563,087)	\$ (901,818)	\$ -	\$ -	\$ -	\$ -	\$ 19,809,100	\$ 2,761,064	\$ 36,374,492	\$ -	\$ 25,718,007
Accumulated deficit	95,746,482	25,923,175	(975,538,352)	901,818	-	-	44,826,822	(134,949,450)	646,371,782	82,288,790	190,486,144	(1,986,716)	80,392,741
<b>Total stockholders' equity/(deficit)</b>	<b>\$ 121,581,283</b>	<b>\$ 25,923,175</b>	<b>\$ (3,008,101,439)</b>	<b>\$ (0)</b>	<b>\$ -</b>	<b>\$ -</b>	<b>\$ 44,826,822</b>	<b>\$ (134,949,450)</b>	<b>\$ 666,180,882</b>	<b>\$ 85,049,854</b>	<b>\$ 226,860,636</b>	<b>\$ (1,986,716)</b>	<b>\$ 106,110,748</b>
<b>Total equity</b>													
<b>Total liabilities and equity</b>	<b>\$ 133,524,125</b>	<b>\$ 26,910,167</b>	<b>\$ 430,692</b>	<b>\$ (0)</b>	<b>\$ -</b>	<b>\$ -</b>	<b>\$ 81,373,580</b>	<b>\$ 60,214,419</b>	<b>\$ 734,688,988</b>	<b>\$ 99,533,134</b>	<b>\$ 270,544,199</b>	<b>\$ 3,254,457</b>	<b>\$ 128,143,009</b>

In re: United Site Services, Inc.  
Lead Case No: 25-23630 (MBK)

Balance Sheets of the Debtor Entities as of January 31, 2026

	25-23645	25-23646	25-23639	25-23647	25-23636	25-23630	25-23649	25-23631	25-23648
	United Site Services of Mississippi, LLC	United Site Services of Nevada, Inc.	United Site Services Northeast, Inc.	United Site Services of Texas, Inc.	USS Ultimate Holdings, Inc.	United Site Services, Inc.	Vortex Opco, LLC	PECF USS Intermediate Holding II Corporation	Vortex Holdco, LLC
Cash and cash equivalents	\$ -	\$ -	\$ -	\$ -	\$ -	\$ 49,536,938	\$ -	\$ -	\$ -
Accounts receivable, net of allowance	839,968	14,152,665	2,384,968	6,502,750	-	-	-	-	-
Prepaid expenses and other current assets	354,047	3,735,994	746,392	2,484,026	13,996,824	42,247,264	30,000	-	-
<b>Total current assets</b>	<b>\$ 1,194,015</b>	<b>\$ 17,888,660</b>	<b>\$ 3,131,361</b>	<b>\$ 8,986,775</b>	<b>\$ 13,996,824</b>	<b>\$ 91,784,203</b>	<b>\$ 30,000</b>	<b>\$ -</b>	<b>\$ -</b>
Service equipment, net	\$ 4,047,546	\$ 13,848,081	\$ 5,869,704	\$ 10,502,562	\$ -	\$ -	\$ (0)	\$ -	\$ -
Property plant and equipment, net	4,681,433	24,463,239	8,975,535	16,478,848	-	2,651,666	-	-	-
Right-of-use assets operating leases, net	960,474	7,538,686	3,738,128	4,683,370	-	5,457,751	-	-	-
Intercompany accounts receivable	23,204,089	308,542,756	62,395,119	110,047,667	-	-	2,608,750,516	-	-
Goodwill	87,340	168,912	-	-	-	926,671,705	-	-	-
Intangible assets, net	1,467,667	1,638,000	-	-	-	662,741,461	-	-	-
Other long-term assets	26,350	220,859	71,371	100,806	4,195,949	17,798,991	2,092,376	-	-
<b>Total non-current assets</b>	<b>\$ 34,474,898</b>	<b>\$ 356,420,533</b>	<b>\$ 81,049,856</b>	<b>\$ 141,813,253</b>	<b>\$ 4,195,949</b>	<b>\$ 1,615,321,574</b>	<b>\$ 2,610,842,892</b>	<b>\$ -</b>	<b>\$ -</b>
<b>Total assets</b>	<b>\$ 35,668,913</b>	<b>\$ 374,309,193</b>	<b>\$ 84,181,217</b>	<b>\$ 150,800,029</b>	<b>\$ 18,192,773</b>	<b>\$ 1,707,105,776</b>	<b>\$ 2,610,872,892</b>	<b>\$ -</b>	<b>\$ -</b>
Accounts payable	\$ 178,720	\$ 1,677,393	\$ 426,599	\$ 1,255,016	\$ -	\$ 588,984	\$ -	\$ -	\$ -
Accrued expenses	431,230	4,477,301	1,148,686	2,030,629	2,685,888	86,481,295	43,260,869	-	-
Other current liabilities	323,266	3,676,393	699,789	1,960,346	-	20,052,385	-	-	-
Deferred revenue	181,805	2,990,462	856,792	1,376,745	-	-	-	-	-
Current finance lease liabilities	342,383	1,847,167	632,038	1,166,363	-	-	-	-	-
Current operating lease liabilities	209,699	2,066,719	700,573	720,401	-	433,753	-	-	-
Long-term debt, current	-	-	-	-	1,514,815	6,682,391	(0)	-	-
<b>Total current liabilities</b>	<b>\$ 1,667,104</b>	<b>\$ 16,735,434</b>	<b>\$ 4,464,477</b>	<b>\$ 8,509,501</b>	<b>\$ 4,200,704</b>	<b>\$ 114,238,808</b>	<b>\$ 43,260,869</b>	<b>\$ -</b>	<b>\$ -</b>
Long-term debt, net of issuance costs and current portion	\$ -	\$ -	\$ -	\$ -	\$ 153,207,900	\$ 660,423	\$ 560,109,266	\$ -	\$ -
Finance lease liabilities	1,664,908	5,714,890	1,426,379	3,047,867	-	-	-	-	-
Operating lease liabilities	766,516	6,048,097	3,185,380	4,364,190	-	2,084,631	-	-	-
Intercompany accounts payable	-	-	-	-	55,320,833	1,207,425,070	-	-	-
Deferred taxes	-	1,092,667	-	-	-	125,017,178	-	-	-
Other long-term liabilities	416,719	4,739,199	902,091	2,527,061	-	-	-	-	-
<b>Total non-current liabilities</b>	<b>\$ 2,848,144</b>	<b>\$ 17,594,853</b>	<b>\$ 5,513,849</b>	<b>\$ 9,939,117</b>	<b>\$ 208,528,733</b>	<b>\$ 1,335,187,302</b>	<b>\$ 560,109,266</b>	<b>\$ -</b>	<b>\$ -</b>
<b>Liabilities Subject to Compromise</b>						<b>\$ 3,182,414</b>	<b>\$ 2,056,289,289</b>		
<b>Total liabilities</b>	<b>\$ 4,515,248</b>	<b>\$ 34,330,288</b>	<b>\$ 9,978,326</b>	<b>\$ 18,448,618</b>	<b>\$ 212,729,436</b>	<b>\$ 1,452,608,524</b>	<b>\$ 2,659,659,424</b>	<b>\$ -</b>	<b>\$ -</b>
<b>Net assets</b>	<b>\$ 31,153,665</b>	<b>\$ 339,978,905</b>	<b>\$ 74,202,891</b>	<b>\$ 132,351,410</b>	<b>\$ (194,536,663)</b>	<b>\$ 254,497,252</b>	<b>\$ (48,786,531)</b>	<b>\$ -</b>	<b>\$ -</b>
Additional paid-in capital	\$ 4,451,867	\$ 5,051,168	\$ 1,023,000	\$ -	\$ (133,373,543)	\$ 3,583,253,016	\$ (137,438,065)	\$ -	\$ -
Accumulated deficit	26,701,798	334,927,737	73,179,891	132,351,410	(61,163,121)	(3,328,755,764)	88,651,534	-	-
<b>Total stockholders' equity/(deficit)</b>	<b>\$ 31,153,665</b>	<b>\$ 339,978,905</b>	<b>\$ 74,202,891</b>	<b>\$ 132,351,410</b>	<b>\$ (194,536,663)</b>	<b>\$ 254,497,252</b>	<b>\$ (48,786,531)</b>	<b>\$ -</b>	<b>\$ -</b>
<b>Total equity</b>									
<b>Total liabilities and equity</b>	<b>\$ 35,668,913</b>	<b>\$ 374,309,193</b>	<b>\$ 84,181,217</b>	<b>\$ 150,800,029</b>	<b>\$ 18,192,773</b>	<b>\$ 1,707,105,776</b>	<b>\$ 2,610,872,892</b>	<b>\$ -</b>	<b>\$ -</b>

In re: United Site Services, Inc.  
 Lead Case No: 25-23630 (MBK)  
 Statements of Profit (Loss) of the Debtor Entities  
 for December 29, 2025 through January 31, 2026

	25-23628	25-23637	25-23632	25-23633	25-23634	25-23635	25-23629	25-23638	25-23640	25-23641	25-23642	25-23643	25-23644
	Johnny on the Spot, LLC	Northeast Sanitation, Inc.	PECF USS Intermediate Holding III Corporation	Portable Holding Corporation	Portable Intermediate Holding Corporation	Portable Intermediate Holding II Corporation	Russell Reid Waste Hauling and Disposal Service Co., Inc.	United Site National Services Company	United Site Services of California, Inc.	United Site Services of Colorado, Inc.	United Site Services of Florida, LLC	United Site Services of Louisiana, Inc.	United Site Services of Maryland, Inc.
Net revenue	\$ 3,157,785	\$ 290,801	\$ -	\$ -	\$ -	\$ -	\$ 6,815,947	\$ 33,497	\$ 19,980,454	\$ 1,530,726	\$ 9,266,775	\$ 525,048	\$ 3,878,048
Cost of revenue	2,200,983	193,654	-	-	-	-	5,228,803	2,267,430	11,542,829	1,024,835	6,311,795	358,820	2,991,555
<b>Gross profit</b>	<b>\$ 956,801</b>	<b>\$ 97,147</b>	<b>\$ -</b>	<b>\$ -</b>	<b>\$ -</b>	<b>\$ -</b>	<b>\$ 1,587,144</b>	<b>\$ (2,233,934)</b>	<b>\$ 8,437,624</b>	<b>\$ 505,891</b>	<b>\$ 2,954,980</b>	<b>\$ 166,227</b>	<b>\$ 886,493</b>
Selling, general and administrative expense	480,983	54,366	20,034,922	-	-	-	1,082,048	472,068	3,363,255	386,341	1,605,182	33,860	915,142
<b>Operating income (loss)</b>	<b>\$ 475,818</b>	<b>\$ 42,781</b>	<b>\$ (20,034,922)</b>	<b>\$ -</b>	<b>\$ -</b>	<b>\$ -</b>	<b>\$ 505,096</b>	<b>\$ (2,706,001)</b>	<b>\$ 5,074,369</b>	<b>\$ 119,549</b>	<b>\$ 1,349,798</b>	<b>\$ 132,367</b>	<b>\$ (28,649)</b>
Reorganization gain (loss)	-	-	(18,645,979)	-	-	-	-	-	-	-	-	-	-
Interest expense	49	0	839,791	-	-	-	(4)	1	(38)	2	15	-	84
<b>Income (loss) before income tax</b>	<b>\$ 475,770</b>	<b>\$ 42,781</b>	<b>\$ (39,520,692)</b>	<b>\$ -</b>	<b>\$ -</b>	<b>\$ -</b>	<b>\$ 505,099</b>	<b>\$ (2,706,002)</b>	<b>\$ 5,074,407</b>	<b>\$ 119,548</b>	<b>\$ 1,349,782</b>	<b>\$ 132,367</b>	<b>\$ (28,733)</b>
Income tax benefit (expense)	-	-	-	-	-	-	-	-	-	-	-	-	-
<b>Net income (loss)</b>	<b>\$ 475,770</b>	<b>\$ 42,781</b>	<b>\$ (39,520,692)</b>	<b>\$ -</b>	<b>\$ -</b>	<b>\$ -</b>	<b>\$ 505,099</b>	<b>\$ (2,706,002)</b>	<b>\$ 5,074,407</b>	<b>\$ 119,548</b>	<b>\$ 1,349,782</b>	<b>\$ 132,367</b>	<b>\$ (28,733)</b>

In re: United Site Services, Inc.  
 Lead Case No: 25-23630 (MBK)  
 Statements of Profit (Loss) of the Debtor Entities  
 for December 29, 2025 through January 31, 2026

	25-23645	25-23646	25-23639	25-23647	25-23636	25-23630	25-23649	25-23631	25-23648
	United Site Services of Mississippi, LLC	United Site Services of Nevada, Inc.	United Site Services Northeast, Inc.	United Site Services of Texas, Inc.	USS Ultimate Holdings, Inc.	United Site Services, Inc.	Vortex Opco, LLC	PECF USS Intermediate Holding II Corporation	Vortex Holdco, LLC
Net revenue	\$ 970,706	\$ 10,546,005	\$ 2,042,848	\$ 5,612,281	\$ -	\$ 689	\$ -	\$ -	\$ -
Cost of revenue	845,267	5,914,987	1,882,213	3,914,420	-	1,265,654	-	-	-
<b>Gross profit</b>	<b>\$ 125,440</b>	<b>\$ 4,631,018</b>	<b>\$ 160,636</b>	<b>\$ 1,697,861</b>	<b>\$ -</b>	<b>\$ (1,264,965)</b>	<b>\$ -</b>	<b>\$ -</b>	<b>\$ -</b>
Selling, general and administrative expense	326,545	1,620,188	777,079	1,396,027	-	22,446,633	(19,989,997)	-	-
<b>Operating income (loss)</b>	<b>\$ (201,105)</b>	<b>\$ 3,010,829</b>	<b>\$ (616,444)</b>	<b>\$ 301,835</b>	<b>\$ -</b>	<b>\$ (23,711,598)</b>	<b>\$ 19,989,997</b>	<b>\$ -</b>	<b>\$ -</b>
Reorganization gain (loss)	-	-	-	-	-	(65,589,166)	98,986,980	-	-
Interest expense	0	1	2	0	1,702,847	107,338	6,086,398	-	-
<b>Income (loss) before income tax</b>	<b>\$ (201,105)</b>	<b>\$ 3,010,828</b>	<b>\$ (616,446)</b>	<b>\$ 301,835</b>	<b>\$ (1,702,847)</b>	<b>\$ (89,408,103)</b>	<b>\$ 112,890,579</b>	<b>\$ -</b>	<b>\$ -</b>
Income tax benefit (expense)	-	-	-	-	-	-	-	-	-
<b>Net income (loss)</b>	<b>\$ (201,105)</b>	<b>\$ 3,010,828</b>	<b>\$ (616,446)</b>	<b>\$ 301,835</b>	<b>\$ (1,702,847)</b>	<b>\$ (89,408,103)</b>	<b>\$ 112,890,579</b>	<b>\$ -</b>	<b>\$ -</b>